



**Ceylon Tea
Brokers**

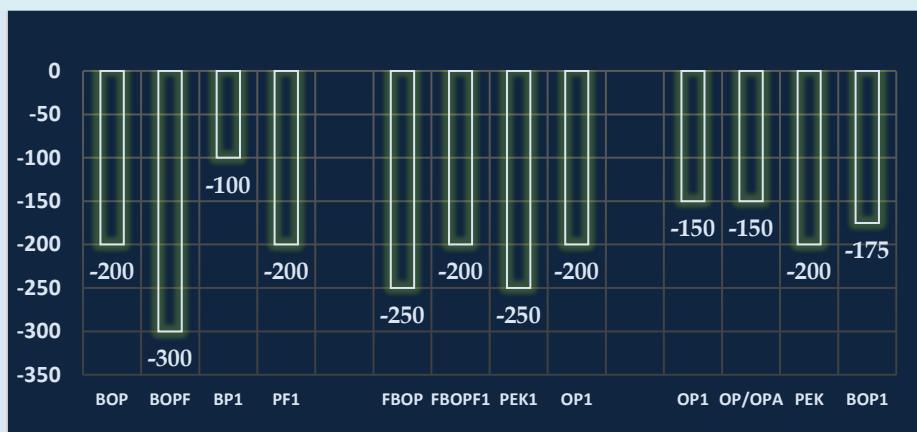


MARKET SNAPSHOT

SALE NO. 10 OF 07TH / 08TH MARCH 2023

CEYLON TEA BROKERS PLC
Level 7, Millenium House, No.46/58, Nawam Mawatha, Colombo 2
Tel: 011-460777 Fax: 011-4607788
Email: general@ceylontebrokers.com
Web: www.ceylontebrokers.com

Ex-Estate met with good demand at easier rates on account of the appreciation of Sri Lankan Rupee (LKR) against USD whilst there was poor demand for Low Grown.



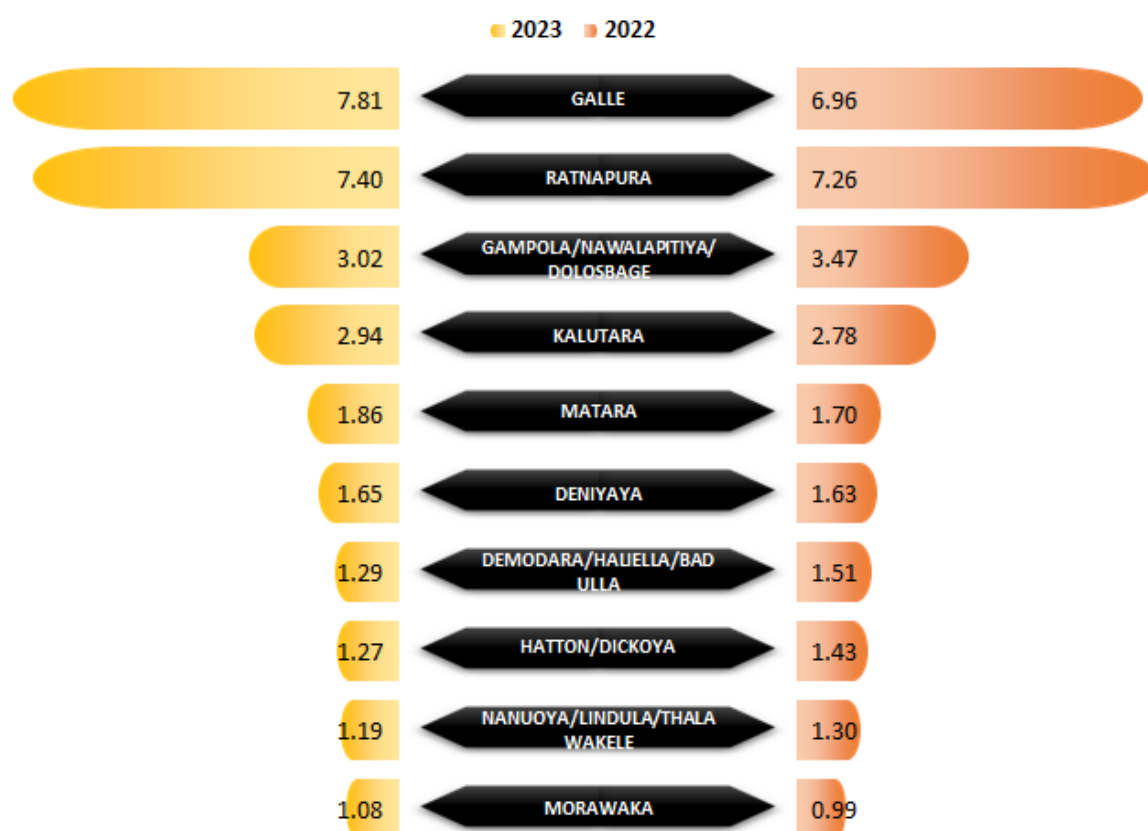
Currency - 08th March
LKR/USD 313.77

February
National Average
Rs. 1,438.20
USD 3.97

Elevation Average

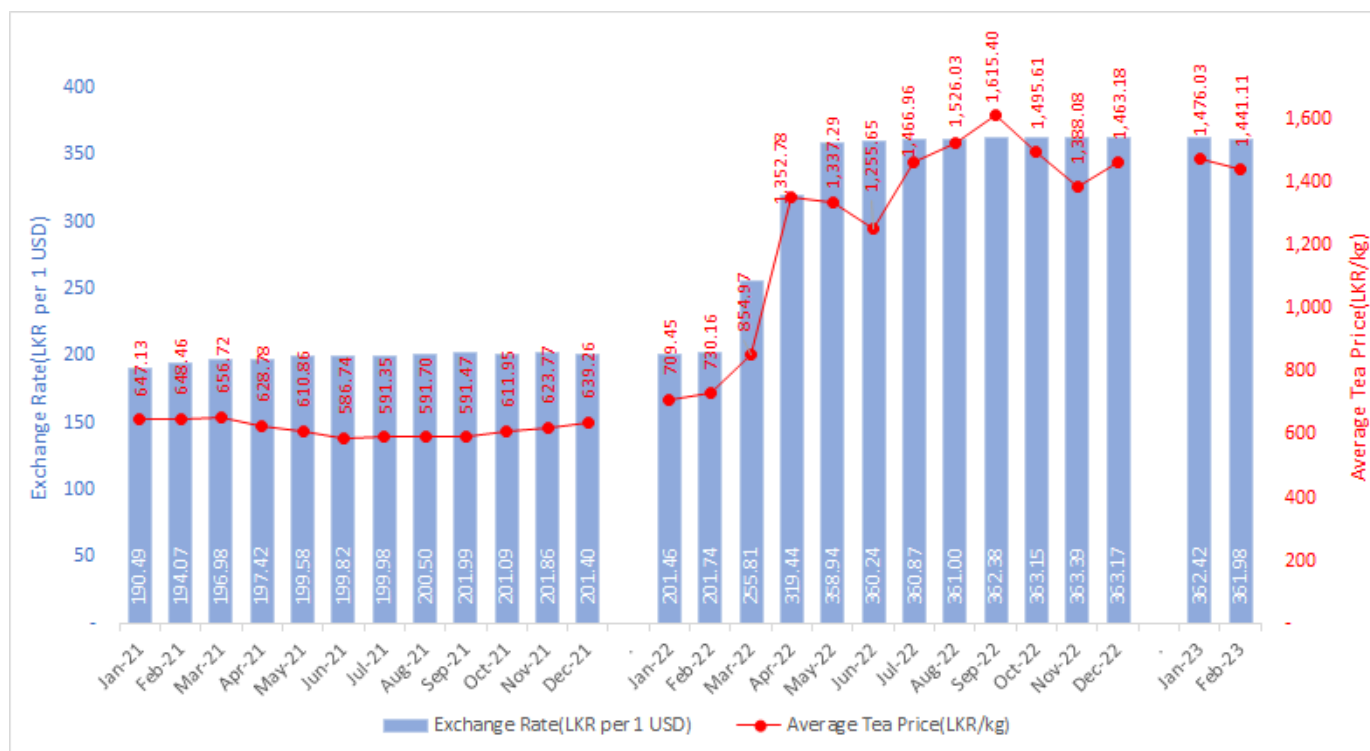
ELV	RS	USD
High	1,402.55	3.87
Medium	1,257.27	3.47
Low	1,489.99	4.12

TOP 10 AGRO CLIMATIC DISTRICTS ON TEA SOLD QUANTITY (IN MN KG) YTD FEBRUARY - 2023 VS 2022



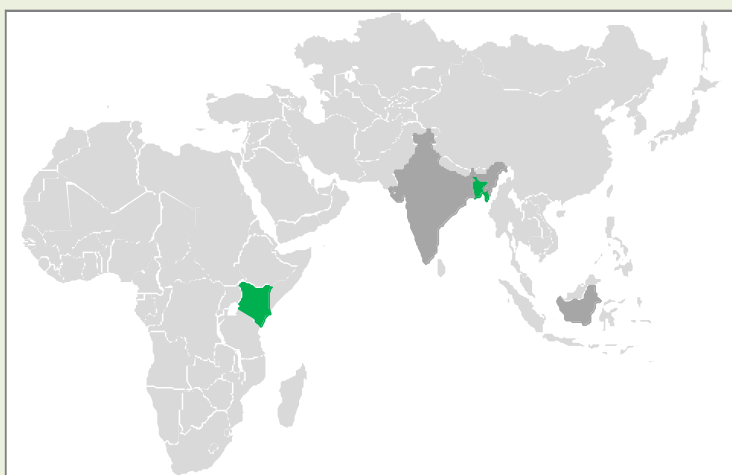
Source: S S P Corporate Services (Private) Limited

MONTHLY SRI LANKAN AVERAGE TEA SOLD PRICE (LKR/KG) VS EXCHANGE RATE (LKR PER 1 USD) 2021-2023



(Source: S S P Corporate Services (Private) Limited, International Finance Statistics-Central Bank)

MARKET MOVEMENT AT INTERNATIONAL AUCTION CENTERS THIS WEEK



Bangladesh



Kenya



India & Indonesia market report details were not available at the time of printing this publication.

COMMENTS

Sale	Ex-Estate		Low Grown (Leafy/Tippy)		Total	
	Qty	Demand	Qty	Demand	Qty	Demand
10	0.72 MKGs	Good demand at easier rates	2.4 Mkgs	Lower	5.24 Mkgs	Poor

WESTERN				
	SELECT BEST	BEST	BELOW BEST	PLAINER
BOP	↓ 200/-	↓ 200/-	↓ 250/-	↓ 200/-
BOPF	↓ 300/-	↓ 250/-	↓ 250/-	↓ 300/-

	NUWARA ELIYA	UDA PUSSELLAWA	UVA
BOP	↓ 300/-	Firm	↓ 150/-
BOPF	N/A	↓ 200/-	↓ 200/-

	HIGH	MEDIUM	LOW
BP1	N/A	Irregular	↓ 100/-
PF1	↓ 200/-	↓ 100/-	↓ 400/-

HIGH & MEDIUM				
	SELECT BEST	BEST	BELOW BEST	OTHERS
BOP1	↓ 100/-	↓ 150/-	↓ 150/-	↓ 150/-
OP1	↓ 100/-	↓ 200/-	↓ 200/-	↓ 200/-
FBOP	↓ 300/-	↓ 200/-	↓ 200/-	↓ 200/-
FBOPF1	↓ 300/-	↓ 200/-	↓ 200/-	↓ 100/-
PEK	↓ 200/-	↓ 200/-	↓ 200/-	↓ 200/-
PEK1	↓ 250/-	↓ 250/-	↓ 200/-	↓ 200/-
OP/OPA	↓ 200/-	↓ 200/-	↓ 150/-	↓ 150/-

LEAFY / SEMI LEAFY				
	SELECT BEST	BEST	BELOW BEST	OTHERS
OP1	↓ 100/-	↓ 150/-	↓ 150/-	↓ 100/-
BOP1	↓ 200/-	↓ 150/-	↓ 150/-	↓ 100/-
OP/OPA			↓ 150/-	
PEK			↓ 200/-	
PEK1			↓ 150/-	

SMALL LEAF / TIPPY				
FBOP	↓ 300/-	↓ 200/-	↓ 200/-	↓ 250/-
FBOP1	↓ 300/-	↓ 150/-	↓ 200/-	↓ 100/-
FBOPF1	↓ 200/-	↓ 200/-	↓ 100/-	↓ 200/-

PREMIUM FLOWERY		
	FBOPFEXSP	FBOPFSP
Select Best	Firm	↓ 1000-2000/-
Best	↓ 1000/-	↓ 1000/-
Below Best	↓ 500-1000/-	↓ 800-1000/-
Others	↓ 500-1000/-	↓ 500-1000/-



Crude Oil
As at 08th March 2023 – USD 83.07



Mombasa Auction
Demand: Good and improved general demand

Sri Lanka Tea Sale Averages for the Month of February 2023 recorded Rs.1,438.20 (USD 3.97) vis-à-vis Rs.725.63 (USD 3.60) (+Rs.712.57) in 2022. High Grown for the month of February was Rs.1,402.55 as against Rs.696.48 (+Rs.706.07) in 2022. Medium Grown recorded Rs.1,257.27 vis-à-vis Rs.645.08 (+Rs.612.09) in 2022. Low Grown achieved Rs.1,489.99 vis-à-vis Rs.759.45 (+Rs.730.54) in 2022.

Cumulative figure for January / February stood at Rs.1,454.84 vis-à-vis Rs.715.47 in 2022. High Grown recorded Rs. 1,398.13 as against Rs.688.91 in 2022. Medium Grown was Rs.1,248.65 vis-à-vis Rs.636.42 in 2022. Low Grown recorded Rs.1,521.44 vis-à-vis Rs.746.79 in 2022. All three elevations recorded an increase during the period of January - February 2023 when compared to the corresponding period of 2022 in the Rupee & Dollar value.

The total CTC average for the month of February 2023 was Rs.1,095.68. CTC High Grown recorded Rs. 1,287.25; CTC Medium Grown were at Rs. 1,109.98 whilst Low Grown recorded Rs. 1,039.86.

(Please refer page no.15 for more details)

CURRENCY BOARD – AS AT 08TH MARCH 2023

	United States Dollars (USD)		European Community Euro (EUR)		United Kingdom pounds (GBP)	
	Corresponding		Corresponding		Corresponding	
	2023	2022	2023	2022	2023	2022
Sri Lankan Rupee	313.77	225.20	330.19	244.48	370.63	294.06

(Courtesy - Central Bank of Sri Lanka)

Indian Rupee	81.89	76.85	87.07	83.51	97.90	101.15
Kenyan Shilling	127.60	113.07	135.67	122.88	152.54	148.84
Bangladesh Taka	103.78	84.69	110.34	92.04	124.06	111.48
Indonesian Rupiah	15,381.20	14,401.50	16,354.00	15,650.20	18,387.30	18,956.70
Malawi Kwacha	1,006.10	797.83	1,069.73	867.01	1,202.74	1,050.19
Vietnam Dong	23,638.60	22,845.30	25,133.70	24,826.20	28,258.70	30,071.30

(Courtesy - Oanda Corporation)

SRI LANKA RUPEE AGAINST US DOLLAR

TIME PERIOD 02/03/2023 TO 08/03/2023 (SPOT/BUYING RATE)

02/03/2023	343.97	07/03/2023	318.31
03/03/2023	334.50	08/03/2023	313.77

(Courtesy - Central bank of Sri Lanka)

QUANTITY SOLD DURING THE PERIOD 27TH FEBRUARY - 04TH MARCH 2023

	2023		2022	
	WEEKLY	TODATE	WEEKLY	TODATE
PRIVATE SALES	129,520.50	902,663.35	91,347.00	814,451.00
PUBLIC AUCTION	3,870,856.50	40,162,871.50	4,390,426.50	45,779,049.00
FORWARD CONTRACTS	62,000.00	586,128.00	76,000.00	413,240.00
DIRECT SALES	-	-	-	-
TOTAL	4,062,377.00	41,651,662.85	4,557,773.50	47,006,740.00
BMF EXCLUDED FROM PRIVATE SALE	81,187.00	458,365.00	131,493.00	1,477,678.00

TEA
TECH
TIPS

*Check E C P Dryer tray perforations for size and suitability for the process.
Larger perforation on the top circuit and smaller perforations below.*

CROP AND WEATHER (FOR THE PERIOD 27TH FEBRUARY - 05TH MARCH 2023)





























The Western planting districts experienced bright weather followed by occasional showers whilst the Nuwara Eliya's reported dull conditions with evening showers. The Department of Meteorology forecasts heavy showers in both regions.

The Uva's reported clear mornings followed by evening showers. The Uda pussellawa's experienced dull conditions with rain. Heavy showers are to be expected in Uva.

The Low Grown districts reported sunny mornings followed by evening showers. Heavy showers are to be expected in the Ruhuna and Sabaragamuwa districts.

The Western, Uda pussellawa and Low grown maintained their crop intakes. The Nuwara Eliya and Uva's recorded a slight decline.

WEATHER FORECAST (FOR THE PERIOD 09TH TO 15TH MARCH 2023)

	Thu (09/03)	Fri (10/03)	Sat (11/03)	Sun (12/03)	Mon (13/03)	Tue (14/03)	Wed (15/03)
Galle	31°/24°C 	30°/25°C 	31°/24°C 	31°/24°C 	32°/25°C 	33°/24°C 	32°/24°C 
Matara	33°/22°C 	33°/23°C 	33°/23°C 	33°/23°C 	33°/22°C 	32°/23°C 	32°/24°C 
Ratnapura	33°/20°C 	32°/21°C 	32°/21°C 	33°/21°C 	33°/21°C 	34°/21°C 	34°/21°C 
Hatton/ Talawakelle	27°/16°C 	27°/16°C 	26°/16°C 	27°/15°C 	27°/16°C 	28°/16°C 	28°/16°C 

ORDER OF SALE THIS WEEK

EX EST	H/M-OFF GR & DUST	LEAFY/ SEMI LEAFY/ TIPPY/PREM & BOP1A
LC	John Keells PLC	Asia Siyaka Commodities PLC
JK	Eastern Brokers Ltd	John Keells PLC
MB	Ceylon Tea Brokers PLC	Eastern Brokers Ltd
AS	Lanka Commodity Brokers	Lanka Commodity Brokers
BA	Bartleet Produce Marketing (Pvt) Ltd	Mercantile Produce Brokers (Pvt) Ltd
FW	Forbes & Walker Tea Brokers (Pvt) Ltd	Bartleet Produce Marketing (Pvt) Ltd
ES	Mercantile Produce Brokers (Pvt) Ltd	Forbes & Walker Tea Brokers (Pvt) Ltd
CTB	Asia Siyaka Commodities PLC	Ceylon Tea Brokers PLC

CATALOGUE	LOTS	QTY (KGS)
EX-ESTATE	688	719,147
HIGH AND MEDIUM	1,302	565,062
LOW GROWN (LEAFY)	1,863	681,950
LOW GROWN (SEMI LEAFY)	1,567	696,173
LOW GROWN (TIPPY)	2,077	1,029,750
OFF GRADES + BOP1A	2,148	1,053,129
DUSTS	508	452,611
PREMIUM FLOWERY	276	45,331
TOTAL	10,429	5,243,153

HIGH GROWN TEAS

BOP Best westerns declined by Rs.200/- per kg. Below best easier by Rs.250/- per kg. Plainer eased by Rs.200/- per kg and more. Nuwara Eliya's shed Rs.300/- per kg on last. Uda Pussellawa's were firm. Uva's declined by Rs.100-150/- per kg.

BOPF Best Westerns eased by Rs.300/- per kg. Below best dropped by Rs.250/- per kg whilst the plainer types lost Rs.300/- per kg and more. Hardly any offerings from Nuwara Eliya's. Uda Pussellawa's declined by Rs. 200/- per kg. Uva's too lower by a similar margin.

MEDIUM GROWN TEAS

BOP1/OP1 **BOP1** – Lower by Rs. 100/- per kg whilst others shed by Rs. 150/- per kg.

OP1 – Select best eased by Rs.100/- per kg whilst others lower by Rs. 200/- per kg.

OP/OPA Select best and best lower by Rs. 200/- per kg whilst below best others easier by Rs. 150/- per kg.

PEKOE/PEKOE1 **PEK:** Overall, dropped by Rs. 200/- per kg.

PEK1: Select best and best lower by Rs. 250/- per kg whilst below best others eased by Rs. 200/- per kg.

FBOP/FBOPF1 **FBOP:** Select best lower by Rs. 300/- per kg whilst all others declined by Rs. 200/- per kg.

FBOPF1: Select best lower by Rs. 300/- per kg best and the below best eased by Rs. 200/- per kg.

CTC

HIGH GROWN **BP1** – Hardly any offerings.

PF1 – Easier by Rs.200/- per kg.

MEDIUM GROWN **BP1** – Irregular.

PF1 – Shed by Rs.100/- per kg and at times more.

LOW GROWN **BP1** – Lower by Rs.100/- per kg.

PF1 – Better teas easier by Rs.400/- per kg whilst the others lower to a lesser extent.

QUOTATIONS-HIGH GROWNS	BOP		BOPF	
BEST WESTERNS	1500	2050	1400	1550
BELOW BEST WESTERNS	1260	1480	1280	1380
PLAINER WESTERNS	1100	1240	1120	1260
NUWARA ELIYAS	1460	1550	1400	
UDAPUSSELLAWAS	1080	1420	1120	1280
BEST UVAS	1260	1400	1260	1340
OTHER UVAS	1200	1220	1160	1240
GOOD MEDIUMS	1300	2000	N/A	
POOR MEDIUMS	900	1280	940	1280
QUOTATIONS – UNORTHODOX	BP1		PF1	
(CTC) CTC (High & Medium)	1020	1260	920	1340
CTC (Low)	1240	1420	1200	1360

LOW GROWN

BOP1	Select best together with best and below best declined. Poorer sorts held firm.
OP1	Few Select best were irregularly lower. Best and below best declined whilst poorer sorts were firm to lower.
OP	Well-made varieties together with best and below best declined. Poorer sorts firm to lower.
OPA	Select best, best and below best declined. Teas at the lower end were firm on last.
PEKOE/PEKOE1	Select best teas together with full range of bold PEKs declined. Cleaner below best and the rest were irregular.
FBOP/FBOP1	Select best and best had a sharp decline whilst others had a lower market.
BOP	In general, lower market.
BOPF	All-round lower market.
FBOPF/FBOPF1	All -round had a sharp decline and at times FBOPF were unsellable.

QUOTATIONS	SELECT BEST	BEST	BELOW BEST	OTHER
BOP1	2,400-2,900	1,700-2,200	1,300-1,500	800-1,100
OP1	2,700-3,350	2,000-2,400	1,600-1,900	800-1,400
OP	1,800-2,000	1,650-1,750	1,300-1,600	800-1,300
OPA	1,800-2,000	1,650-1,750	1,300-1,600	800-1,300
PEKOE	1,900-2,300	1,700-1,800	1,500-1,700	800-1,100
PEKOE1	2,000-2,350	1,700-1,800	1,500-1,700	800-1,100
FBOP1	1,300- 1700	900-1200	700-850	Below 650
FBOP	1,500-2200	1200-1400	900-1100	Below 850
BOP	1,400-2650	1100-1300	900-1000	Below 880
BOPF	1400-2050	1300-1400	920-1000	Below 880
FBOPF1	1,300-1,400	1000-1200	900-980	Below 870
FBOPF	1,100-1750	820-900	800-880	Below 780
FFSP/FFEXSP/FFEXSP1	3000-5500	1200-2000	980-1000	Below 960

OFF GRADES

FGS/FGS1 High grown varieties eased by Rs.180-200/- per kg. Medium and low grown were lower by Rs. 80-100/- per kg. CTC's maintained.

BM/BP **BM** – Best shed by Rs. 100-120/- per kg and more towards the closure. Below best and bottom followed a similar trend.

BP – eased by Rs. 80-100/- per kg.

BOP1A Best varieties were easier by Rs.150/- per kg. Below Best varieties declined by Rs. 150-200/- per kg, whilst the poorer sorts declined by Rs. 40-60/- per kg.

	HIGH		MEDIUM		LOW	
FNGS	600	1300	640	1160	640	920
P.FGS (CTC)	1000		690	900	680	810
BP	640	1000	690	1160	460	1200
BM	640	870	590	920	600	1600
BOP1A	770	860	760	1000	700	1700

DUST

DUST1 Best and below best were lower by Rs. 100-150/- per kg. CTC's were irregular. Best and below best Low grown declined by Rs. 80-100/- per kg.

DUST Cleaner secondaries and low grown were irregularly lower.

	HIGH		MEDIUM		LOW	
PRIMARY DUSTS	1400	1800	920	1440	860	1200
SECONDARY DUSTS	1160	1400	750	900	660	850
PDUST (CTC)	1080	1380	1080	1460	1100	1550

TOP PRICES - SALE NO. 10 OF 07TH / 08TH MARCH 2023

WESTERN MEDIUM			
Nayapane	BOP	2,000.00	
Nayapane	BOPSp	1,480.00	
Uplands	BOPF/BOPFSp	1,420.00	
New Rothschild	BOP1	1,800.00	@
Doombagastalawa	FBOP/FBOP1	1,800.00	
New Rothschild	FBOP/FBOP1	1,440.00	@
Dartry Valley	FBOPF/FBOPF1	1,550.00	
Cooroondoowatte	OP/OPA	1,700.00	
Dartry Valley	OP1	1,750.00	
New Rothschild	OP1	1,650.00	@
Harangalla	OP1	1,650.00	
Harangalla	PEK/PEK1	2,050.00	
WESTERN HIGH			
Somerset	BOP	2,050.00	
Wattegodde	BOPSp	1,500.00	
Dessford	BOPSp	1,500.00	
Somerset	BOPSp	1,500.00	
Somerset	BOPF/BOPFSp	1,550.00	
Great Western	BOPF/BOPFSp	1,550.00	
Wattegodde	BOPF/BOPFSp	1,550.00	
Frotoft Super	BOP1	1,480.00	@
Bogahawatte	FBOP/FBOP1	1,400.00	@
Weddemulla	FBOPF/FBOPF1	1,420.00	@
Bogahawatte	FBOPF/FBOPF1	1,360.00	@
Queensberry	FBOPF/FBOPF1	1,360.00	
Venture	OP/OPA	1,550.00	
St Andrews	OP/OPA	1,550.00	
St Andrews	OP1	1,700.00	
Frotoft Super	PEK	1,850.00	@
Weddemulla	PEK	1,800.00	@
Queensberry	PEK	1,800.00	
Frotoft Super	PEK1	1,750.00	@
NUWARA ELIYA			
Kenmare	BOP	1,550.00	
Lovers Leap	BOPF/BOPFSp	1,400.00	
Court Lodge	FBOP/FBOP1	1,160.00	
Court Lodge	OP/OPA	1,500.00	
Court Lodge	PEK/PEK1	1,800.00	
UDA PUSSELLAWAS			
Moologya	BOP	1,420.00	
Liddesdale	BOPF/BOPFSp	1,280.00	
Gonapitiya	FBOP/FBOP1	1,160.00	@
Alma	FBOPF/FBOPF1	1,220.00	@
Delmar	FBOPF/FBOPF1	1,220.00	
Alma	OP	1,500.00	@
Alma	OPA	1,600.00	@
Alma	OP1	1,440.00	@
Delmar	PEK	1,900.00	
Alma	PEK1	1,800.00	@

UVA MEDIUM			
El Teb	BOP	1,260.00	
Halpewatte Uva	BOPSp	1,240.00	
El Teb	BOPF/BOPFSp	1,220.00	
Demodera 'S'	BOP1	1,650.00	
Halpewatte Uva	FBOP/FBOP1	1,480.00	
Maratenne	FBOPF/FBOPF1	1,480.00	
Meddakanda	FBOPF/FBOPF1	1,480.00	
Dickwella	OP/OPA	1,750.00	
Tinioya	OP1	1,850.00	
Uva Samovar	PEK/PEK1	1,950.00	@
UVA HIGH			
Kelliebedde	BOP	1,400.00	
Ranaya	BOPSp	1,360.00	@
Bandaraeliya	BOPF/BOPFSp	1,340.00	
Gonamotawa	BOP1	1,550.00	
Spring Valley	BOP1	1,550.00	
Uvakellie	FBOP/FBOP1	1,420.00	
Mount Uva	FBOP/FBOP1	1,400.00	@
Oodoowerre	FBOPF/FBOPF1	1,500.00	
Ranaya	FBOPF/FBOPF1	1,360.00	@
Battawatte	FBOPF/FBOPF1	1,360.00	
Mount Uva	OP	1,500.00	@
Mount Uva	OPA	1,550.00	@
Craig	OPA	1,550.00	
Oodoowerre	OP1	1,800.00	
Mount Uva	PEK/PEK1	2,000.00	@
UNORTHODOX HIGH			
Ulugedara CTC	PF1	1,340.00	
Ulugedara CTC	PF1	1,300.00	@
Dunsinane CTC	BPS	1,140.00	
UNORTHODOX MEDIUM			
New Peacock CTC	PF1	1,300.00	
Delta CTC	BP1	1,260.00	
Aultmore CTC	BPS	980.00	@
UNORTHODOX LOW			
Ceciliyan CTC	PF1	1,360.00	
Ceciliyan CTC	BP1	1,420.00	
Ross Feld CTC	BPS	980.00	

DENOTES – CEYLON TEA BROKERS PLC [@] / ALL TIME RECORD PRICE [**] / EQUAL ALL TIME [*]

CEYLON TEA BROKERS PLC – SALE NO. 10 OF 07TH / 08TH MARCH 2023

TOP PRICES - SALE NO. 10 OF 07TH / 08TH MARCH 2023

LOW GROWN			
Sithaka	BOP1	2,900.00	
Pothotuwa	OP1	3,350.00	
Susantha	OP	2,000.00	
Mahaliyadda	OP	2,000.00	
Ransegoda	OP	1,950.00	
Fairyland	OP	1,950.00	
Pasgoda Smallholders	OP	1,950.00	
Golden Garden	OP	1,950.00	
New Panilkanda	OP	1,950.00	
Karagoda	OP	1,950.00	
Sachitha	OP	1,950.00	
Arbour Valley	OP	1,950.00	
New Deniyaya	OP	1,950.00	
Win Hills	OP	1,950.00	
Nilwala	OP	1,950.00	
Dampahala	OP	1,950.00	
Nilgiri	OP	1,900.00	@
Thisara Super	OP	1,900.00	
Iththagala Super	OP	1,900.00	
Thundola Ella	OP	1,900.00	
New Batuwangala	OP	1,900.00	
Kingsbru	OP	1,900.00	
New Panilkanda	OP	1,900.00	
Lanka	OP	1,900.00	
New Falcon Lanka	OP	1,900.00	
Sandalie	OP	1,900.00	
Halwitigala Smallholders	OP	1,900.00	
Hiniduma Smallholders	OP	1,900.00	
Katandola	OP	1,900.00	
Kurunduwatta	OP	1,900.00	
Athukorala Group Super	OP	1,900.00	
Wilehena	OP	1,900.00	
Lenama Hills	OP	1,900.00	
Navinda	OP	1,900.00	
Green House	OP	1,900.00	
Gunawardana	OP	1,900.00	
Liyonta	OPA	2,000.00	
Fairyland	OPA	1,950.00	
Nilrich	OPA	1,900.00	@
A C U Super	OPA	1,900.00	@
Galaboda Group	OPA	1,900.00	
Etambagahawila	OPA	1,900.00	
Makandura	OPA	1,900.00	
Halwitigala Smallholders	OPA	1,900.00	
Navinda	OPA	1,900.00	
Lumbini	PEK	2,300.00	
New Batuwangala	PEK1	2,350.00	
Golden Garden	PEK1	2,300.00	
Galatara	PEK1	2,300.00	

CONT....			
Rumassala Hills	PEK1	2,200.00	@
Wathurawila	PEK1	2,200.00	@
Andaradeniya Super	PEK1	2,200.00	
Sirisili	PEK1	2,200.00	
Sunrise	PEK1	2,200.00	
Hidellana	PEK1	2,200.00	
H P P Tea	PEK1	2,200.00	
Wathurawila	BOP	2,650.00	@
New Batuwangala	BOPSp	1,750.00	
Deerwood Super	BOPSp	1,700.00	@
Suduwelipothahena Super	BOPSp	1,700.00	@
Sithaka	BOPF	2,050.00	
Broadlands Smallholders	BOPFSp	1,650.00	
New Vithanakande	FBOP	2,200.00	
New Batuwangala	FBOP1	1,700.00	
Gunawardana	FBOPF	1,750.00	
Pothotuwa	FBOPF1	2,000.00	
DUSTS			
Mattakelle	DUST1	1,800.00	
Kalubowitiyana CTC	PD	1,550.00	
PREMIUM FLOWERY			
Lumbini	FBOPFSp	2,450.00	@
Nilgiri	FBOPFExSp	5,500.00	@
Sachitha	FBOPFExSp1	3,200.00	@
OFF GRADES			
Kew	FGS/FGS1	1,300.00	
Dunsinane CTC	PF	1,000.00	
Aultmore CTC	PF	900.00	@
Wathurawila	BM	1,600.00	@
Veddagala	BP	1,200.00	@
Orange Field	BP	1,160.00	
Menikkanda	BP	1,140.00	@
Berubeula	BP	1,140.00	
Chandrika Estate	BOP1A	1,700.00	

FUTURE SALES INFORMATION

SALE NO 11 OF 14TH / 15TH MARCH 2023

EX-ESTATE H/M-OFF GR & DUST		LEAFY/ SEMI LEAFY/ TIPPY/PREM & BOP1A
JK	Eastern Brokers Ltd	Lanka Commodity Brokers
MB	Ceylon Tea Brokers PLC	Bartleet Produce Marketing (Pvt) Ltd
AS	Lanka Commodity Brokers	Mercantile Produce Brokers (Pvt) Ltd
BA	Bartleet Produce Marketing (Pvt) Ltd	Forbes & Walker Tea Brokers (Pvt) Ltd
FW	Forbes & Walker Tea Brokers (Pvt) Ltd	Asia Siyaka Commodities PLC
ES	Mercantile Produce Brokers (Pvt) Ltd	Eastern Brokers Ltd
CTB	Asia Siyaka Commodities PLC	Ceylon Tea Brokers PLC
LC	John Keells PLC	John Keells PLC

Buyers Prompt: 21.03.2023

Sellers Prompt: 22.03.2023

AWAITING SALE - CATALOGUE DETAILS

	SALE OF 14TH / 15TH MAR 2023		SALE OF 21ST / 22ND MAR 2023	
	LOTS	QTY(KGS)	LOTS	QTY(KGS)
EX-ESTATE	718	737,125	724	736,512
HIGH AND MEDIUM	1,420	636,125	1,437	660,279
LOW GROWN (LEAFY)	1,802	665,676	1,853	683,788
LOW GROWN (SEMI LEAFY)	1,475	628,701	1,424	620,918
LOW GROWN (TIPPY)	1,882	902,985	1,842	890,343
OFF GRADES+BOP1A	2,001	976,954	2,085	1,040,431
DUSTS	550	505,540	556	518,127
PREMIUM FLOWERY	284	45,524	247	46,126
TOTAL	10,132	5,098,630	10,168	5,196,524
MAIN SALE & EX ESTATE CLOSED ON	23RD FEBRUARY 2023		02ND MARCH 2023	

SALE NO.13 – 28TH / 29TH MARCH 2023

Ex-Estate catalogue and Main Sale catalogues are scheduled to be closed on the 09th March 2023.

SALE NO.14 – 03RD / 04TH APRIL 2023

Ex-Estate catalogue and Main Sale catalogues are scheduled to be closed on the 16th March 2023.

SALE NO.15 – 18TH / 19TH APRIL 2023

Ex-Estate catalogue and Main Sale catalogues are scheduled to be closed on the 23rd March 2023.

ELEVATION WISE – STATISTICS – COLOMBO AUCTION AVERAGES

Elevation	LAST WEEK (RS)	WEEK BEFORE LAST (RS)	LAST YEAR (RS)	YEAR BEFORE (RS)
	Sale- 28.02.2023	Sale- 21.02.2023	Corres 2022	Corres 2021
Uva High	1282.49	1267.28	645.73	580.04
Western High	1492.73	1490.09	704.42	657.56
CTC High	1295.74	1277.11	568.56	580.74
Total High Grown	1440.05	1429.73	690.00	641.37
Uva Medium	1281.13	1277.34	674.64	609.79
Western Medium	1256.36	1237.39	593.16	594.22
CTC Medium	1111.27	1152.64	526.62	543.03
Total Medium Grown	1263.25	1249.18	613.07	597.21
Orthodox Low	1557.21	1537.82	753.78	685.94
CTC Low	1051.79	1070.33	491.49	525.66
Total Low Grown	1526.93	1515.06	734.59	676.21
TOTAL	1471.03	1460.86	702.73	657.86

Elevation	LAST WEEK (\$)	WEEK BEFORE LAST (\$)	LAST YEAR (\$)	YEAR BEFORE (\$)
	Sale- 28.02.2023	Sale- 21.02.2023	Corres 2022	Corres 2021
Uva High	3.55	3.50	3.21	2.99
Western High	4.13	4.12	3.50	3.39
CTC High	3.58	3.53	2.83	2.99
Total High Grown	3.98	3.95	3.43	3.31
Uva Medium	3.54	3.53	3.36	3.14
Western Medium	3.47	3.42	2.95	3.06
CTC Medium	3.07	3.18	2.62	2.80
Total Medium Grown	3.49	3.45	3.05	3.08
Orthodox Low	4.31	4.25	3.75	3.54
CTC Low	2.91	2.96	2.44	2.71
Total Low Grown	4.22	4.19	3.65	3.49
Weekly Total (USD)	4.07	4.04	3.50	3.39
Exchange Rate (LKR)	361.63	361.92	201.06	194.01

Elevation	TODATE 2020 (RS)	TODATE 2021 (RS)	TODATE 2022 (RS)	TODATE 2020 (\$)	TODATE 2021 (\$)	TODATE 2022 (\$)
Uva High	578.62	638.22	1245.20	2.98	2.91	3.42
Western High	630.61	720.73	1486.06	3.25	3.29	4.08
CTC High	580.49	609.90	1253.01	2.99	2.78	3.44
Total High Grown	617.24	698.17	1422.31	3.18	3.18	3.91
Uva Medium	592.03	662.39	1258.42	3.05	3.02	3.46
Western Medium	580.21	623.17	1226.71	2.99	2.84	3.37
CTC Medium	547.93	540.96	1123.06	2.82	2.47	3.08
Total Medium Grown	583.53	634.42	1235.85	3.00	2.89	3.39
Orthodox Low	684.15	767.94	1568.74	3.52	3.50	4.31
CTC Low	542.78	529.66	1057.63	2.79	2.41	2.90
Total Low Grown	674.50	750.92	1540.47	3.47	3.42	4.23
TOTAL	648.38	720.09	1472.38	3.34	3.28	4.04

Cumulative Sale Averages – 1 USD= Rs. (Monthly Weighted Average)	194.24	219.39	364.10
--	--------	--------	--------

(Source: MSL/ CBSL)

WORLD TEA PRODUCTION (IN MILLION KILOS)

Country	Month	Month		To-date		Diff(+/-)
		2021	2022	2021	2022	2021 vs 2022
North India	Dec	50.8	48	1108	1110.4	2.4
Malawi	Dec	3.8	4.6	50.57	47.76	-2.81
Kenya	Dec	52.5	55.3	537.8	535	-2.8

		2022	2023	2022	2023	2022 vs 2023
Sri Lanka	Jan	22.8	19.1	22.8	19.1	-3.7
Bangladesh	Jan	0.051	0.036	0.051	0.036	-0.014
South India	Jan	16.22	13.43	16.22	13.43	-2.79

(Source: Africa Tea Brokers/National Brokers Ltd)

MOMBASA AUCTION OF 07TH / 08TH MARCH 2023

Good and improved general demand for the 212,379 packages (14,232,108.00 kilos) offered with 26.36% remaining unsold.

Afghanistan lent strong support and were dominant with Egyptian Packers, Sudan, Pakistan Packers, Kazakhstan and other CIS states showing more activity. Yemen, other Middle Eastern countries, UK and Russia maintained interest. Iran lent useful enquiry with selective interest from Bazaar. Local Packers were more active. Somalia were active at the lower end of the market.

BP1: Best – Saw irregular interest with some teas steady to USC34 dearer while others lost up to USC16 with a few lines discounted by USC46 and USC57. Brighter – Firm to USC22 dearer. Mediums – KTDA mediums met improved competition and appreciated by up to USC18 and select invoices gained USC36. Plantation mediums advanced by up to USC24. Lower Mediums – Although were mostly firm to dearer by up to USC20, some teas lost up to USC20. Plainer – Were irregular varying between mainly steady to USC30 dearer to easier by up to USC17 with select invoices shedding USC37.

PF1: Best – Varied between USC20 dearer to easier by up to USC17. Brighter – Appreciated by up to USC15. Mediums – KTDA mediums were firm to USC14 dearer with plantation mediums steady to USC12 above last levels. Lower Mediums – Were well competed for and advanced by up to USC30 but a few teas lost up to USC13. Plainer – Dearer by up to USC26 with only a few lines easier by up to USC10.

PDUST: Best – Ranged between steady to USC10 above previous levels to easier by up to USC9. Brighter – Held value. Mediums – KTDA mediums varied between firm to USC4 dearer with selected invoices advancing by USC11 to easier by up to USC9 while plantation mediums appreciated by up to USC16. Lower Medium – Were irregularly dearer by up to USC35 but some teas shed up to USC15. Plainer – Steady to USC17 dearer and select lines gained USC42.

DUST1: Best – Irregular varying between USC18 dearer to easier by up to USC10. Brighter – Mostly firm to USC8 dearer but some teas lost up to USC5. Mediums – KTDA mediums met irregular interest and varied between steady to USC9 dearer to easier by up to USC14 with plantation mediums ranging between USC17 dearer to USC7 below last levels. Lower Medium – Firm to USC22 dearer to easier by up to USC20. Plainer – Appreciated by up to USC14 but a few teas were discounted by up to USC10.

SECONDARY GRADES (S1) : In the Secondary Catalogues, best BPs gained while others were steady with PFs were firm. Clean well sorted coloury Fannings met irregular interest but generally held value with similar DUSTs appreciating. Other Fannings gained with DUSTs steady. BMFs were readily absorbed.

(Courtesy - Africa Tea Brokers Limited)

BANGLADESH AUCTION OF 06TH MARCH 2023

CTC LEAF: 20,505 packages of Current Season & 78 packages of New Season teas on offer met with a fairly strong demand.

BROKENS/FANNINGS: There was a strong demand for all varieties on offer with prices for quite a few Invoices advancing following competition. However, there were some withdrawals. BLF teas witnessed better interest and were mostly firm.

CTC DUST: 4,512 packages of Current Season & 20 packages of New Season teas on offer met with a good demand at slightly dearer rates. There were few withdrawals in this sale. Loose tea buyers were active whilst Blenders operated on a few Medium Dusts.

COMMENTS: This was the pen-ultimate sale of the season where the quality was mostly of end of season variety. There was a stronger demand where buyers, particularly Loose tea section of the market lent a greater support. As a result, quite a few teas tended dearer.

(Courtesy - National Brokers Limited)

MALAWI AUCTION OF 08TH MARCH 2023

There was selective demand at generally firm levels for the 5440 packages on offer.

BP1's were firm to 1 USC easier where sold.

PF1 - Better liquoring invoices were firm to 4 USC dearer, medium clean leaf types held firm where sold.

PF1SC / PD were steady where sold.

Secondaries - Few selected lines were firm on last, balance neglected on account of low quality.

(Courtesy - Tea Brokers Central Africa Limited)

KOLKATA /GUWAHATI/ JAKARTA AUCTION

The above market report details were not available at the time of printing this publication.

Sri Lanka Tea Sale Averages - Sub Elevation Wise – Month of February 2023

(Excluding Black tea sales from refuse tea processing centres, Organic tea sales and Green tea sales)

Combined Averages (Orthodox & CTC)

ELEVATION	FEBRUARY 2023	JANUARY TO FEBRUARY - 2023
UVA HIGH	1,252.17	1,250.44
WESTERN HIGH	1,495.90	1,491.40
TOTAL HIGH GROWN	1,429.31	1,425.00
UVA MEDIUM	1,229.11	1,244.10
WESTERN MEDIUM	1,203.16	1,224.46
TOTAL MEDIUM GROWN	1,210.46	1,230.21
LOW GROWN	1,494.20	1,526.44
TOTAL	1,441.81	1,462.71

CTC Averages

ELEVATION	FEBRUARY 2023	JANUARY TO FEBRUARY - 2023
CTC HIGH	1,287.25	1,263.94
CTC MEDIUM	1,109.98	1,112.15
CTC LOW	1,039.86	1,060.38
CTC TOTAL	1,095.68	1,107.59

Orthodox Averages

ELEVATION	FEBRUARY 2023	JANUARY TO FEBRUARY - 2023
UVA HIGH	1,248.23	1,248.14
WESTERN HIGH	1,517.83	1,517.22
TOTAL HIGH GROWN	1,441.84	1,439.70
UVA MEDIUM	1,229.11	1,244.10
WESTERN MEDIUM	1,247.74	1,274.27
TOTAL MEDIUM GROWN	1,240.91	1,262.98
LOW GROWN	1,540.27	1,570.81
TOTAL	1,484.50	1,504.65

Sri Lanka Tea Sale Averages - Elevation Wise – Month of February 2023

(Including Black tea sales from refuse tea processing centres, Organic tea sales and Green tea sales)

ELEVATION	FEBRUARY				JANUARY TO FEBRUARY			
	2023		2022		2023		2022	
	LKR	USD	LKR	USD	LKR	USD	LKR	USD
HIGH GROWN	1,402.55	3.87	696.48	3.45	1,398.13	3.86	688.91	3.42
MEDIUM GROWN	1,257.27	3.47	645.08	3.20	1,248.65	3.45	636.42	3.16
LOW GROWN	1,489.99	4.12	759.45	3.76	1,521.44	4.20	746.79	3.70
TOTAL	1,438.20	3.97	725.63	3.60	1,454.84	4.02	715.47	3.55

(Source: SLTB / CBSL)

TEA SALE ARRANGEMENTS FOR THE SECOND QUARTER 2023 APRIL/MAY/JUNE

Sale No	Date of Sale	Catalogue Closing Dates Main Sale & Ex-estate	Prompt Dates		10% Payment	E-Platform Levy Prompt Dates	
			Prompt Dates	Sellers		Buyers	Sellers
APRIL -2023							
14	Mon. 03rd/ Tue. 04th	16/03/2023 at 4.30 p.m.	10/4/2023	11/04/2023	10/4/2023	10/04/2023	12/04/2023
15	Tue. 18th/ Wed. 19th	23/03/2023 at 4.30 p.m.	25/04/2023	26/04/2023	21/04/2023	25/04/2023	27/04/2023
16	Tue. 25th/ Wed. 26th	30/03/2023 at 4.30 p.m.	02/05/2023	03/05/2023	28/04/2023	02/05/2023	04/05/2023
MAY - 2023							
17	Tue.02nd/ Wed. 03rd	06/04/2023 at 4.30 p.m.	09/05/2003	10/5/2023	08/05/2023	09/05/2023	11/05/2023
18	Tue. 09th/ Wed. 10th	20/04/2023 at 4.30 p.m.	16/05/2023	17/05/2023	12/05/2023	16/05/2023	18/05/2023
19	Tue. 16th/ Wed. 17th	27/04/2023 at 4.30 p.m.	23/05/2023	24/05/2023	19/05/2023	23/05/2023	25/05/2023
20	Tue. 23rd/ Wed. 24th	4/05/2023 at 4.30 p.m.	30/05/2023	31/05/2023	26/05/2023	30/05/2023	01/06/2023
21	Tue. 30th/ Wed. 31st	11/05/2023 at 4.30 p.m.	06/06/2023	07/06/2023	02/06/2023	06/06/2023	08/06/2023
JUNE - 2023							
22	Tue. 06th / Wed. 07th	18/05/2023 at 4.30 p.m.	13/06/2023	14/06/2023	09/06/2023	13/06/2023	15/06/2023
23	Tue. 13th/ Wed. 14th	25/05/2023 at 4.30 p.m.	20/06/2023	21/06/2023	16/06/2023	20/06/2023	22/06/2023
24	Tue. 20th/ Wed. 21st	1/6/2023 at 4.30 p.m.	27/06/2023	28/06/2023	23/06/2023	27/06/2023	30/06/2023
25	Tue. 27th/ Wed. 28th	08/06/2023 at 4.30 p.m.	04/07/2023	05/07/2023	30/06/2023	04/07/2023	06/07/2023

HOLIDAYS FOR SECOND QUARTER 2023

April	Wednesday	05-Apr-23	-	Bak Full Moon Poya Day
	Friday	07-Apr-23	-	Good Friday
	Thursday	13-Apr-23	-	Day Prior to Sinhala & Tamil New Year Day
	Friday	14-Apr-23	-	Sinhala & Tamil New Year Day
	Saturday	22-Apr-23	-	Id-UI-Fitr (Ramazan Festival Day)
May	Monday	01-May-23	-	May Day
	Friday	05-May-23	-	Vesak Full Moon Poya Day
	Saturday	06-May-23	-	Day following Vesak Full Moon Poya Day
June	Saturday	03-Jun-23	-	Poson Full Moon Poya Day
	Thursday	29-Jun-23	-	Id-UI-Alha (Hadji Festival Day)