



**Ceylon Tea  
Brokers**

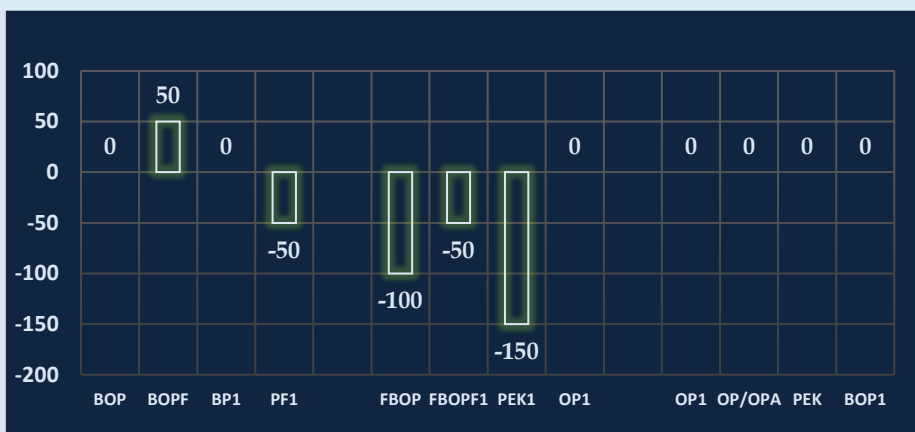


# MARKET SNAPSHOT

**SALE NO. 09 OF 28TH FEBRUARY / 01ST MARCH 2023**

CEYLON TEA BROKERS PLC  
Level 7, Millenium House, No.46/58, Nawam Mawatha, Colombo 2  
Tel: 011-460777 Fax: 011-4607788  
Email: [general@ceylontebrokers.com](mailto:general@ceylontebrokers.com)  
Web: [www.ceylontebrokers.com](http://www.ceylontebrokers.com)

Ex-Estate met with good demand whilst there was lower demand for Low Grown.



EX-ESTATE

MEDIUM

LOW GROWN

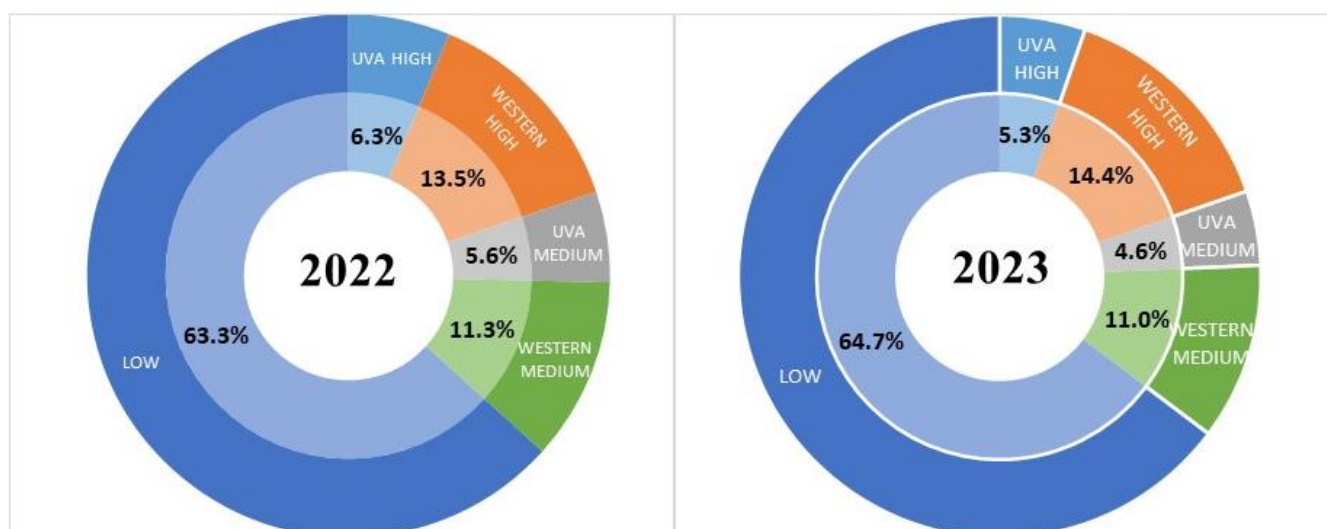
Currency - 01st March  
LKR/USD 351.72

February (03rd Sale)  
National Average  
Rs. 1,435.60  
USD 3.93

Elevation Average

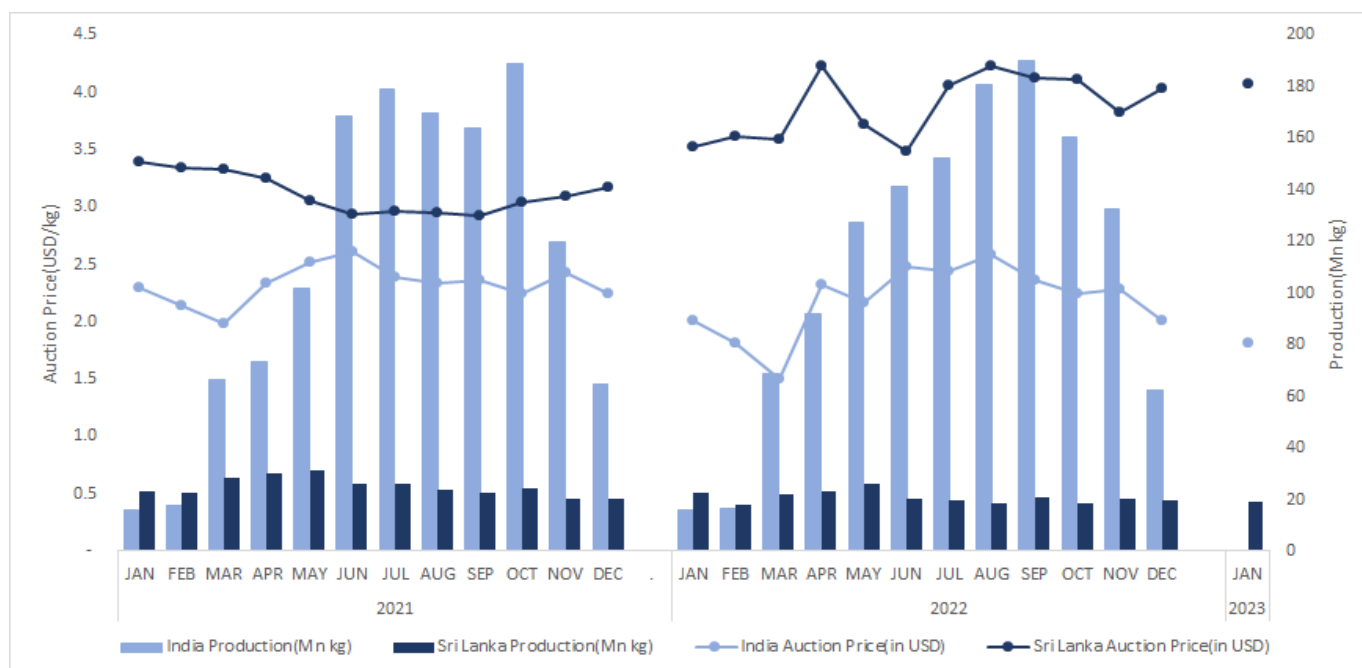
ELV	RS	USD
High	1,427.72	\$3.91
Medium	1,197.43	\$3.28
Low	1,488.61	\$4.08

### COMPOSITION OF ELEVATION WISE SRI LANKA TEA SOLD QUANTITY JANUARY - 2022 VS 2023



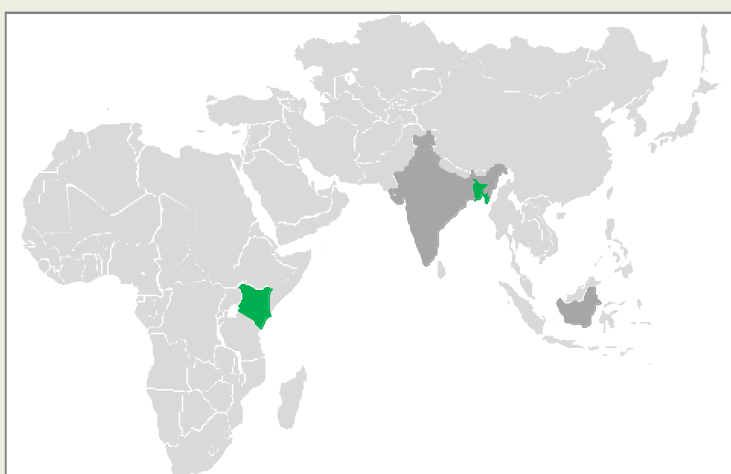
Source: MSL

## MONTHLY SRI LANKA, INDIA TEA AUCTION PRICE & TEA PRODUCTION 2021 - 2023



(Source: India Tea Board, SLTB, S S P, International Finance Statistics-Central Bank)

## MARKET MOVEMENT AT INTERNATIONAL AUCTION CENTERS THIS WEEK



Bangladesh



Kenya



India & Indonesia market report details were not available at the time of printing this publication.

## COMMENTS

Sale	Ex-Estate		Low Grown (Leafy/Tippy)		Total	
	Qty	Demand	Qty	Demand	Qty	Demand
09	0.65 MKGs	Good	2.0 Mkgs	Lower	4.5 Mkgs	Lower

WESTERN				
	SELECT BEST	BEST	BELOW BEST	PLAINER
BOP	↑ 50/-	Firm	Firm	↓ 50/-
BOPF	↑ 50/-	↑ 50/-	Firm	Firm

	NUWARA ELIYA	UDA PUSSELLAWA	UVA
BOP	↑ 50/-	Firm	Firm
BOPF	N/A	Firm	↓ 50/-

	HIGH	MEDIUM	LOW
BP1	N/A	Firm	Firm
PF1	Firm	Firm	↓ 50/-

HIGH & MEDIUM				
	SELECT BEST	BEST	BELOW BEST	OTHERS
BOP1	↓ 50/-	↓ 50/-	↓ 50/-	↓ 50/-
OP1	Firm	↓ 50/-	Firm	Firm
FBOP	↓ 100/-	↓ 150/-	↓ 100/-	↓ 100/-
FBOPF1	↓ 50/-	↓ 50/-	↑ 50/-	↑ 50/-
PEK	↑ 50/-	↑ 50/-	↓ 50/-	↓ 50/-
PEK1	↓ 100/-	↓ 150/-	↓ 150/-	↓ 100/-
OP/OPA	Firm	Firm	Firm	Firm

LEAFY / SEMI LEAFY				
	SELECT BEST	BEST	BELOW BEST	OTHERS
OP1	Firm	Firm	Firm	Firm
BOP1	Firm	Firm	Firm	Firm
OP/OPA	Firm			
PEK	Firm			
PEK1	↓ 50/-			

SMALL LEAF / TIPPY				
FBOP	↓ 100/-	↓ 80/-	↓ 50/-	↓ 40/-
FBOP1	↓ 80/-	↓ 80/-	↓ 40/-	↓ 20/-
FBOPF1	↓ 50/-	↓ 80/-	↓ 40/-	↓ 40/-

PREMIUM FLOWERY		
	FBOPFEXSP	FBOPFSP
Select Best	↓ 400-800/-	↓ 100/-
Best	↓ 200-400/-	Firm
Below Best	↓ 200/-	↓ 100-200/-
Others	↓ 300/-	Firm



**Crude Oil**  
As at 01st March 2023 – USD 82.92



**Mombasa Auction**  
Demand : Good general demand

HOLIDAY NOTICE

Please note our Head Office, Warehouse & Sample Room will be closed for business on the following day:

**Monday 06th March 2023 - Medin Full Moon Poya Day**

## CURRENCY BOARD – AS AT 01ST MARCH 2023

	United States Dollars (USD)		European Community Euro (EUR)		United Kingdom pounds (GBP)	
	Corresponding		Corresponding		Corresponding	
	2023	2022	2023	2022	2023	2022
<b>Sri Lankan Rupee</b>	351.72	198.50	370.62	220.59	421.82	263.22

(Courtesy - Central Bank of Sri Lanka)

<b>Indian Rupee</b>	82.67	75.36	87.63	84.34	99.77	100.89
<b>Kenyan Shilling</b>	126.12	112.97	133.68	126.44	152.20	151.25
<b>Bangladesh Taka</b>	104.70	84.35	110.97	94.40	126.35	112.93
<b>Indonesian Rupiah</b>	15,243.90	14,371.90	16,157.30	16,084.60	18,396.70	19,241.10
<b>Malawi Kwacha</b>	1,019.21	792.90	1,080.28	887.39	1,230.01	1,061.53
<b>Vietnam Dong</b>	23,770.50	22,811.20	25,194.80	25,529.70	28,686.80	30,539.70

(Courtesy - Oanda Corporation)

## SRI LANKA RUPEE AGAINST US DOLLAR TIME PERIOD 23/02/2023 TO 01/03/2023 (SPOT RATE)

<b>23/02/2023</b>	359.01	<b>27/02/2023</b>	358.36	<b>01/03/2023</b>	351.72
<b>24/02/2023</b>	358.72	<b>28/02/2023</b>	357.68		

(Courtesy - Central bank of Sri Lanka)

## QUANTITY SOLD DURING THE PERIOD 20TH - 25TH FEBRUARY 2023

	2023		2022	
	WEEKLY	TODATE	WEEKLY	TODATE
<b>PRIVATE SALES</b>	71,760	773,142	73,318	723,103
<b>PUBLIC AUCTION</b>	4,316,761	36,292,015	5,329,441	41,388,622
<b>FORWARD CONTRACTS</b>	76,080	524,128	61,300	337,240
<b>DIRECT SALES</b>	NIL	NIL	NIL	NIL
<b>TOTAL</b>	4,464,601	37,589,285	5,464,059	42,448,965
<b>BMF EXCLUDED FROM PRIVATE SALE</b>	41,040	377,178	134,348	1,346,185

TEA  
TECH  
TIPS



*Magnet Arrays are very important in C T C process to pick up metal objects which can seriously damage the mandrel segments.*

## CROP AND WEATHER (FOR THE PERIOD 20TH – 26TH FEBRUARY 2023)





























The Western planting districts experienced bright weather whilst the Nuwara Eliya's reported clear mornings followed by chilly evenings. The Department of Meteorology forecasts evening showers in both regions.

The Uva/Udapussellawa's reported showers at the initial stages and clear conditions towards the latter part of the week. Heavy showers are to be expected in Uva.

The Low Grown districts reported clear mornings followed by occasional evening showers. Evening showers are to be expected in the Ruhuna and Sabaragamuwa districts.

The Western, Nuwara Eliya and Uva's maintained their crop intakes. Udapussellawa's reported a slight increase whilst a slight decline was recorded in the Low grown districts.

## WEATHER FORECAST (FOR THE PERIOD 02ND TO 08TH MARCH 2023)

	Thu (02/03)	Fri (03/03)	Sat (04/03)	Sun (05/03)	Mon (06/03)	Tue (07/03)	Wed (08/03)
<b>Galle</b>	32°/27°C 	32°/27°C 	32°/27°C 	32°/27°C 	32°/26°C 	31°/26°C 	31°/24°C 
<b>Matara</b>	33°/25°C 	33°/25°C 	34°/25°C 	34°/25°C 	33°/24°C 	31°/24°C 	34°/22°C 
<b>Ratnapura</b>	32°/23°C 	33°/24°C 	33°/23°C 	33°/24°C 	33°/21°C 	32°/22°C 	34°/21°C 
<b>Hatton/ Talawakelle</b>	26°/17°C 	26°/17°C 	27°/16°C 	27°/17°C 	26°/16°C 	27°/16°C 	28°/16°C 

## ORDER OF SALE THIS WEEK

EX EST	H/M-OFF GR & DUST	LEAFY/ SEMI LEAFY/ TIPPY/PREM & BOP1A
<b>CTB</b>	Asia Siyaka Commodities PLC	<b>Ceylon Tea Brokers PLC</b>
LC	John Keells PLC	Asia Siyaka Commodities PLC
JK	Eastern Brokers Ltd	John Keells PLC
MB	<b>Ceylon Tea Brokers PLC</b>	Eastern Brokers Ltd
AS	Lanka Commodity Brokers	Lanka Commodity Brokers
BA	Bartleet Produce Marketing (Pvt) Ltd	Mercantile Produce Brokers (Pvt) Ltd
FW	Forbes & Walker Tea Brokers (Pvt) Ltd	Bartleet Produce Marketing (Pvt) Ltd
ES	Mercantile Produce Brokers (Pvt) Ltd	Forbes & Walker Tea Brokers (Pvt) Ltd

CATALOGUE	LOTS	QTY (KGS)
EX-ESTATE	643	656,721.0
HIGH AND MEDIUM	1,166	479,827
LOW GROWN (LEAFY)	1,678	594,737
LOW GROWN (SEMI LEAFY)	1,475	614,928
LOW GROWN (TIPPY)	1,792	861,044
OFF GRADES + BOP1A	1,674	827,091
DUSTS	398	361,956
PREMIUM FLOWERY	358	54,162
<b>TOTAL</b>	<b>9,184</b>	<b>4,450,465.5</b>

## HIGH GROWN TEAS

**BOP** Best westerns were appreciated by Rs.50/- per kg. Below best were firm. Plainer types easier by Rs.50/- per kg. Nuwara Eliya's were dearer by Rs.50/- per kg. Uda Pussellawa's and Uva's were firm.

**BOPF** Best Westerns gained by Rs.50/- per kg. Below best and the plainer sorts maintained. Hardly any offerings from Nuwara Eliya's. Uda Pussellawa's were firm. Uva's were easier by Rs.50/- per kg.

## MEDIUM GROWN TEAS

**BOP1/OP1** **BOP1** – Overall declined by Rs. 50/- per kg.  
**OP1** – Select best were firm. Best eased by Rs. 50/- per kg whilst others maintained.

**OP/OPA** Overall, firm.

**PEKOE/PEKOE1** **PEK:** Select best and best dearer by Rs. 50/- per kg. Below best and others were lower by Rs. 50/- per kg.  
**PEK1:** Select best lower by Rs. 100/- per kg. Best and below best were lower by Rs. 150/- per kg. Teas at the lower end shed by Rs. 100/- per kg.

**FBOP/FBOPF1** **FBOP:** Best were easier by Rs. 150/- per kg whilst others declined by Rs. 100/- per kg.  
**FBOPF1:** Select best and best eased by Rs. 50/- per kg whilst below best and others dearer by Rs. 50/- per kg.

## CTC

**HIGH GROWN** **BP1** – Hardly any offerings.  
**PF1** – Maintained.

**MEDIUM GROWN** **BP1** – Firm.  
**PF1** – Firm.

**LOW GROWN** **BP1** – Maintained.  
**PF1** – Declined by Rs.50/- per kg.

QUOTATIONS-HIGH GROWNS	BOP		BOPF	
BEST WESTERNS	1700	1950	1650	1900
BELOW BEST WESTERNS	1460	1650	1500	1600
PLAINER WESTERNS	1340	1440	1400	1480
NUWARA ELIYAS	1800		1750	1850
UDAPUSSELLAWAS	1200	1300	1160	1460
BEST UVAS	1360	1420	1400	1550
OTHER UVAS	1100	1240	1280	1300
GOOD MEDIUMS	1460	2250	N/A	
POOR MEDIUMS	1000	1440	1020	1380
QUOTATIONS – UNORTHODOX	BP1		PF1	
(CTC) CTC (High & Medium)	860	1340	1100	1440
CTC (Low)	1320	1400	1200	2000



## LOW GROWN

<b>BOP1</b>	Few Select best and best were firm, whilst below best and poorer sorts declined.
<b>OP1</b>	Few Select best were firm, best and below best maintained whilst poorer sorts were dearer.
<b>OP</b>	Well-made varieties were firm whilst best and below best were firm to lower. Poorer sorts declined.
<b>OPA</b>	Select best were lower, whilst best and below best were firm. Teas at the lower end were dearer.
<b>PEKOE/PEKOE1</b>	Select best teas together with full range of bold PEKs maintained. Cleaner below best and the rest were easier.
<b>FBOP/FBOP1</b>	Select best held firm whilst all others had a sharp decline.
<b>BOP</b>	In general, lower market
<b>BOPF</b>	In general, market was firm.
<b>FBOPF/FBOPF1</b>	Select best and best had a sharp decline, whilst the below best and bottom eased.

QUOTATIONS	SELECT BEST	BEST	BELOW BEST	OTHER
BOP1	2,500-3,200	1,700-2,200	1,300-1,500	800-1,100
OP1	2,700-3,550	2,200-2,600	1,700-2,000	800-1,600
OP	1,900-2,250	1,700-1,900	1,400-1,600	800-1,400
OPA	1,800-2,350	1,600-1,800	1,400-1,600	800-1,400
PEKOE	2,000-2,650	1,700-1,900	1,500-1,700	800-1,100
PEKOE1	2,000-2,550	1,700-1,900	1,500-1,700	800-1,100
FBOP1	1,600-2,050	1,300-1,500	800-1,200	Below 750
FBOP	2,000-2,750	1,600-1,900	980-1,500	Below 920
BOP	1,800-2,800	1,500-1,700	900-1,400	Below 880
BOPF	1,600-2,000	1,300-1,500	920-1,200	Below 900
FBOPF1	1,700-2,300	1,200-1,550	920-1,000	Below 900
FBOPF	1,400-2,250	1,200-1,300	920-1,000	Below 880
FFSP/FFEXSP/FFEXSP1	4,000-5,350	2,500-3,800	1500-2300	Below 1,400



## OFF GRADES

- FGS/FGS1** High grown varieties eased by Rs.20-40/- per kg. Medium and low grown were firm to Rs. 20-40/- kg dearer. CTC's maintained.
- BM/BP** **BM** – Best advanced by Rs.20-40/- per kg. Below best and bottom gained by Rs. 40-60/- per kg  
**BP** – Increased by Rs. 40-60/- per kg.
- BOP1A** Best varieties maintained. The Below best varieties were firm to dearer by Rs. 20-30/- per kg, whilst the poorer sorts gained substantially.

	HIGH		MEDIUM		LOW	
<b>BETTER FNGS</b>	720	1700	790	1040	510	1280
<b>P.FGS (CTC)</b>	N/A		710	900	710	920
<b>BP</b>	650	1280	720	1440	500	1550
<b>BM</b>	550	1020	620	1020	500	1220
<b>BOP1A</b>	900	1120	860	1240	830	1750

## DUST

- DUST1** Best and below best were firm. CTC's were irregular. Best low grown maintained. Below best Low grown appreciated by Rs. 20-30/- per kg.
- DUST** Cleaner secondaries and low grown held firm.

	HIGH		MEDIUM		LOW	
<b>PRIMARY DUSTS</b>	1500	2000	950	1500	900	1000
<b>SECONDARY DUSTS</b>	1260	1500	800	900	660	880
<b>PDUST (CTC)</b>	1180	1550	1100	1480	1150	1650

## TOP PRICES - SALE NO. 09 OF 28TH FEBRUARY / 01ST MARCH 2023

WESTERN MEDIUM			
Doombagastalawa	BOP	2,250.00	
Nayapane	BOP	2,250.00	
Nayapane	BOPSp	1,600.00	
Nayapane	BOPF/BOPFSp	1,380.00	
Nayapane	BOP1	1,800.00	
Doombagastalawa	FBOP/FBOP1	2,250.00	
Nayapane	FBOP/FBOP1	2,250.00	
Dartry Valley	FBOPF/FBOPF1	1,850.00	
<b>New Rothschild</b>	<b>OP</b>	<b>1,700.00</b>	@
Cooroondoowatte	OP	1,700.00	
Harangalla	OP	1,700.00	
Kenilworth	OP	1,700.00	
Randenigala Super	OP	1,700.00	
Dartry Valley	OP	1,700.00	
Orange Field	OP	1,700.00	
Harangalla	OPA	1,750.00	
Craighead	OP1	2,450.00	
Harangalla	PEK/PEK1	2,300.00	

WESTERN HIGH			
Great Western	BOP	1,950.00	
Mattakelle	BOP	1,950.00	
Dessford	BOP	1,950.00	
Somerset	BOP	1,950.00	
Mattakelle	BOPSp	1,550.00	
Queensberry	BOPSp	1,550.00	
Great Western	BOPF/BOPFSp	1,900.00	
Somerset	BOPF/BOPFSp	1,900.00	
<b>Frotoft Super</b>	<b>BOP1</b>	<b>1,550.00</b>	@
<b>Weddemulla</b>	<b>BOP1</b>	<b>1,440.00</b>	@
Venture	FBOP/FBOP1	1,800.00	
Queensberry	FBOPF/FBOPF1	1,650.00	
<b>Weddemulla</b>	<b>FBOPF/FBOPF1</b>	<b>1,600.00</b>	@
Glenloch	FBOPF/FBOPF1	1,600.00	
<b>Frotoft Super</b>	<b>OP</b>	<b>1,650.00</b>	@
<b>Weddemulla</b>	<b>OP</b>	<b>1,650.00</b>	@
Glenloch	OP	1,650.00	
Inverness	OP	1,650.00	
<b>Frotoft Super</b>	<b>OPA</b>	<b>1,600.00</b>	@
Venture	OP1	1,850.00	
<b>Frotoft Super</b>	<b>PEK</b>	<b>2,200.00</b>	@
Venture	PEK	2,200.00	
<b>Weddemulla</b>	<b>PEK1</b>	<b>1,900.00</b>	@

NUWARA ELIYA			
Mahagastotte	BOP	1,800.00	
Mahagastotte	BOPF/BOPFSp	1,850.00	
Kenmare	FBOP/FBOP1	2,000.00	
Lovers Leap	PEK/PEK1	2,000.00	

UDA PUSSELLAWAS			
Mooloya	BOP	1,300.00	
Luckyland	BOPSp	1,260.00	
Mooloya	BOPF/BOPFSp	1,460.00	
Delmar	BOP1	1,750.00	
Blairlomond	FBOP/FBOP1	1,850.00	
<b>Alma</b>	<b>FBOP/FBOP1</b>	<b>1,600.00</b>	@
Blairlomond	FBOPF/FBOPF1	1,650.00	
<b>Alma</b>	<b>FBOPF/FBOPF1</b>	<b>1,550.00</b>	@
Delmar	OP/OPA	1,700.00	
<b>Alma</b>	<b>OP/OPA</b>	<b>1,650.00</b>	@
Blairlomond	OP/OPA	1,650.00	
<b>Alma</b>	<b>OP1</b>	<b>1,750.00</b>	@
<b>Alma</b>	<b>PEK/PEK1</b>	<b>2,150.00</b>	@

UVA MEDIUM			
Dickwella	BOP	1,500.00	
Demodera 'S'	BOPSp	1,800.00	
High Spring	BOPF/BOPFSp	1,600.00	
Demodera 'S'	BOP1	2,450.00	
Halpewatta Uva	FBOP/FBOP1	2,150.00	
Dickwella	FBOPF/FBOPF1	1,600.00	
Maratenne	FBOPF/FBOPF1	1,600.00	
Wewesse	FBOPF/FBOPF1	1,600.00	
Maratenne	OP/OPA	1,650.00	
Ury	OP/OPA	1,650.00	
Gonakelle	OP/OPA	1,650.00	
Halpewatte Uva	OP/OPA	1,650.00	
Tiniya	OP/OPA	1,650.00	
High Spring	OP/OPA	1,650.00	
Halpewatte Uva	OP1	2,050.00	
Aruna Passara	PEK/PEK1	2,200.00	

UVA HIGH			
Pitaratmalie	BOP	1,420.00	
<b>Ranaya</b>	<b>BOPSp</b>	<b>1,550.00</b>	@
Bandaraeliya	BOPF/BOPFSp	1,550.00	
Ellathota Uva	BOP1	1,650.00	
Ampittiakande	BOP1	1,650.00	
Spring Valley	BOP1	1,650.00	
Glenanore	FBOP/FBOP1	1,700.00	
Aislaby	FBOP/FBOP1	1,700.00	
Glenanore	FBOPF/FBOPF1	1,650.00	
Ampittiakande	OP	1,700.00	
Craig	OP	1,700.00	
<b>Ranaya</b>	<b>OPA</b>	<b>1,650.00</b>	@
Ampittiakande	OPA	1,650.00	
Oodoowerre	OP1	1,850.00	
Battawatte	PEK/PEK1	2,100.00	
Craig	PEK/PEK1	2,100.00	
Aislaby	PEK/PEK1	2,100.00	

DENOTES – CEYLON TEA BROKERS PLC [@] / ALL TIME RECORD PRICE [\*\*] / EQUAL ALL TIME [\*]

CEYLON TEA BROKERS PLC – SALE NO. 09 OF 28TH FEBRUARY / 01ST MARCH 2023

## TOP PRICES - SALE NO. 09 OF 28TH FEBRUARY / 01ST MARCH 2023

UNORTHODOX HIGH				CONT....			
Ulgedara CTC	PF1	1,440.00		Sithaka	BOPF	2,000.00	
				Makandura	BOPF	1,950.00	
UNORTHODOX MEDIUM				<b>Wathurawila</b>	<b>BOPF</b>	<b>1,650.00</b>	@
New Peacock CTC	PF1	1,380.00		Hidellana	BOPF	1,650.00	
Rothschild CTC	BP1	1,340.00		Kiruwanaganga	BOPFSp	1,800.00	
Donside CTC	BPS	1,040.00		Mahaliyadda	BOPFSp	1,800.00	
				<b>Golden Garden</b>	<b>BOPFSp</b>	<b>1,750.00</b>	@
UNORTHODOX LOW				<b>Rumassala Hills</b>	<b>BOPFSp</b>	<b>1,600.00</b>	@
Hingalgoda CTC	PF1	2,000.00		<b>Suduwelipothahena Super</b>	<b>BOPFSp</b>	<b>1,600.00</b>	@
<b>Kalubowitiyana CTC</b>	<b>PF1</b>	<b>1,800.00</b>	@	Pothotuwa	FBOP	2,750.00	
Ceciliyan CTC	BP1	1,400.00		Sithaka	FBOP	2,600.00	
				<b>Wathurawila</b>	<b>FBOP</b>	<b>2,400.00</b>	@
LOW GROWN				New Vithanakande	FBOP	2,400.00	
Sithaka	BOP1	3,200.00		<b>New J.S.P</b>	<b>FBOP1</b>	<b>2,050.00</b>	@
<b>Mulatiyana Hills</b>	<b>OP1</b>	<b>3,550.00</b>	@	Gunawardana	FBOPF	2,250.00	
Golden Garden	OP	2,250.00		Ceciliyan	FBOPF	1,850.00	
<b>Samwin</b>	<b>OP</b>	<b>2,150.00</b>	@	Green House	FBOPF	1,850.00	
<b>Mulatiyana Hills</b>	<b>OP</b>	<b>2,150.00</b>	@	<b>Sirimewana</b>	<b>FBOPF</b>	<b>1,800.00</b>	@
Lumbini	OP	2,150.00		New Kandadola	FBOPF1	2,300.00	
Sirisili	OP	2,150.00					
<b>Nilgiri</b>	<b>OP</b>	<b>2,100.00</b>	@	DUSTS			
<b>A C U Super</b>	<b>OP</b>	<b>2,100.00</b>	@	Mattakelle	DUST1	2,000.00	
Galaxy	OP	2,100.00		Ceciliyan CTC	PD	1,650.00	
Bogoda Group	OP	2,100.00		Hingalgoda CTC	PD	1,650.00	
New Panilkanda	OP	2,100.00		Ceciliyan CTC	PD	1,650.00	
Karagoda	OP	2,100.00		Ceciliyan CTC	PD	1,600.00	
Galatara	OP	2,100.00		<b>Ulgedara CTC</b>	<b>PD</b>	<b>1,550.00</b>	@
Liyonta	OPA	2,350.00		Kalubowitiyana CTC	PD	1,550.00	
<b>A C U Super</b>	<b>OPA</b>	<b>2,250.00</b>	@				
<b>Nilgiri</b>	<b>OPA</b>	<b>2,200.00</b>	@	PREMIUM FLOWERY			
Win Hills	OPA	2,200.00		Brombil	FBOPFSp	5,350.00	
Liyonta	PEK	2,650.00		New Laksakanda	FBOPFExSp	4,850.00	
Makandura	PEK1	2,550.00		H P P Tea	FBOPFExSp	4,800.00	
<b>Matuwagalla Super</b>	<b>PEK1</b>	<b>2,500.00</b>	@	<b>Yalta</b>	<b>FBOPFExSp</b>	<b>4,650.00</b>	@
Magedara	PEK1	2,500.00		<b>Sachitha</b>	<b>FBOPFExSp1</b>	<b>3,950.00</b>	@
<b>Matuwagalla Super</b>	<b>PEK1</b>	<b>2,450.00</b>	@	<b>Matuwagalla Super</b>	<b>FBOPFExSp1</b>	<b>3,850.00</b>	@
<b>Rajjuruwatta Super</b>	<b>PEK1</b>	<b>2,450.00</b>	@	<b>Yalta</b>	<b>FBOPFExSp1</b>	<b>3,500.00</b>	@
<b>A C U Super</b>	<b>PEK1</b>	<b>2,450.00</b>	@				
Golden Garden	PEK1	2,450.00		OFF GRADES			
Green Lanka	PEK1	2,450.00		Wanarajah	FGS/FGS1	1,700.00	
Pothotuwa	PEK1	2,450.00		Ross Feld CTC	PF	920.00	
Suduwelipothahena Super	PEK1	2,450.00		Kurunduwatta	BM	1,220.00	
Golden Garden	BOP	2,800.00		Hidellana	BP	1,550.00	
<b>Wathurawila</b>	<b>BOP</b>	<b>2,600.00</b>	@	<b>Lihiniyawa</b>	<b>BP</b>	<b>1,480.00</b>	@
Stream Line	BOPSp	2,450.00		<b>Wathurawila</b>	<b>BP</b>	<b>1,460.00</b>	@
Ceciliyan	BOPSp	1,950.00		<b>Veddagala</b>	<b>BP</b>	<b>1,460.00</b>	@
<b>Talangaha</b>	<b>BOPSp</b>	<b>1,900.00</b>	@	Chandrika Estate	BOP1A	1,750.00	
				Narangala Super	BOP1A	1,750.00	

DENOTES – CEYLON TEA BROKERS PLC [@] / ALL TIME RECORD PRICE [\*\*] / EQUAL ALL TIME [\*]

CEYLON TEA BROKERS PLC – SALE NO. 09 OF 28TH FEBRUARY / 01ST MARCH 2023

## FUTURE SALES INFORMATION

### SALE NO 10 OF 07TH / 08TH MARCH 2023

EX-ESTATE	H/M-OFF GR & DUST	LEAFY/ SEMI LEAFY/ TIPPY/PREM & BOP1A
LC	John Keells PLC	Asia Siyaka Commodities PLC
JK	Eastern Brokers Ltd	John Keells PLC
MB	<b>Ceylon Tea Brokers PLC</b>	Eastern Brokers Ltd
AS	Lanka Commodity Brokers	Lanka Commodity Brokers
BA	Bartleet Produce Marketing (Pvt) Ltd	Mercantile Produce Brokers (Pvt) Ltd
FW	Forbes & Walker Tea Brokers (Pvt) Ltd	Bartleet Produce Marketing (Pvt) Ltd
ES	Mercantile Produce Brokers (Pvt) Ltd	Forbes & Walker Tea Brokers (Pvt) Ltd
CTB	Asia Siyaka Commodities PLC	<b>Ceylon Tea Brokers PLC</b>

**Buyers Prompt: 14.03.2023**

**Sellers Prompt: 15.03.2023**

### AWAITING SALE - CATALOGUE DETAILS

	SALE OF 07TH / 08TH MAR 2023		SALE OF 14TH / 15TH MAR 2023	
	LOTS	QTY(KGS)	LOTS	QTY(KGS)
<b>EX-ESTATE</b>	688	719,147	718	737,125
<b>HIGH AND MEDIUM</b>	1,302	565,062	1,420	636,125
<b>LOW GROWN (LEAFY)</b>	1,863	681,950	1,802	665,676
<b>LOW GROWN (SEMI LEAFY)</b>	1,567	696,173	1,475	628,701
<b>LOW GROWN (TIPPY)</b>	2,077	1,029,750	1,882	902,985
<b>OFF GRADES+BOP1A</b>	2,148	1,053,129	2,001	976,954
<b>DUSTS</b>	508	452,611	550	505,540
<b>PREMIUM FLOWERY</b>	276	45,331	284	45,524
<b>TOTAL</b>	<b>10,429</b>	<b>5,243,153</b>	<b>10,132</b>	<b>5,098,630</b>
<b>MAIN SALE &amp; EX ESTATE CLOSED ON</b>	<b>16TH FEBRUARY 2023</b>		<b>23RD FEBRUARY 2023</b>	

#### **SALE NO.12 – 21ST / 22ND MARCH 2023**

Ex-Estate catalogue and Main Sale catalogues are scheduled to be closed on the 02nd March 2023.

#### **SALE NO.13 – 28TH / 29TH MARCH 2023**

Ex-Estate catalogue and Main Sale catalogues are scheduled to be closed on the 09th March 2023.

#### **SALE NO.14 – 03RD / 04TH APRIL 2023**

Ex-Estate catalogue and Main Sale catalogues are scheduled to be closed on the 16th March 2023.

## ELEVATION WISE – STATISTICS – COLOMBO AUCTION AVERAGES

Elevation	LAST WEEK (RS)	WEEK BEFORE LAST (RS)	LAST YEAR (RS)	YEAR BEFORE (RS)
	Sale- 21.02.2023	Sale- 14.02.2023	Corres 2022	Corres 2021
Uva High	1267.28	1231.56	657.49	580.67
Western High	1490.09	1500.21	712.51	636.39
CTC High	1277.11	1246.61	583.36	566.12
Total High Grown	1429.73	1430.31	699.19	622.59
Uva Medium	1277.34	1217.04	685.19	589.90
Western Medium	1237.39	1186.46	611.68	594.57
CTC Medium	1152.64	1113.73	533.68	540.55
Total Medium Grown	1249.18	1194.56	630.52	593.49
Orthodox Low	1537.82	1546.53	785.31	705.53
CTC Low	1070.33	1005.00	523.73	523.24
Total Low Grown	1515.06	1513.45	764.99	694.41
<b>TOTAL</b>	<b>1460.86</b>	<b>1451.35</b>	<b>727.19</b>	<b>664.72</b>

Elevation	LAST WEEK (\$)	WEEK BEFORE LAST (\$)	LAST YEAR (\$)	YEAR BEFORE (\$)
	Sale- 21.02.2023	Sale- 14.02.2023	Corres 2022	Corres 2021
Uva High	3.50	3.40	3.26	2.98
Western High	4.12	4.15	3.53	3.27
CTC High	3.53	3.44	2.89	2.91
Total High Grown	3.95	3.95	3.46	3.20
Uva Medium	3.53	3.36	3.39	3.03
Western Medium	3.42	3.28	3.03	3.05
CTC Medium	3.18	3.08	2.64	2.77
Total Medium Grown	3.45	3.30	3.12	3.05
Orthodox Low	4.25	4.27	3.89	3.62
CTC Low	2.96	2.78	2.59	2.69
Total Low Grown	4.19	4.18	3.79	3.56
<b>Weekly Total (USD)</b>	<b>4.04</b>	<b>4.01</b>	<b>3.60</b>	<b>3.41</b>
<b>Exchange Rate (LKR)</b>	<b>361.92</b>	<b>361.92</b>	<b>201.93</b>	<b>194.83</b>

Elevation	TODATE 2020 (RS)	TODATE 2021 (RS)	TODATE 2022 (RS)	TODATE 2020 (\$)	TODATE 2021 (\$)	TODATE 2022 (\$)
Uva High	578.51	637.44	1241.45	3.00	3.15	3.40
Western High	627.81	722.73	1485.34	3.26	3.57	4.06
CTC High	580.46	613.10	1248.82	3.01	3.03	3.42
Total High Grown	614.89	699.13	1420.42	3.19	3.45	3.89
Uva Medium	590.98	661.25	1256.11	3.07	3.27	3.44
Western Medium	578.81	626.73	1223.52	3.00	3.10	3.35
CTC Medium	548.42	542.84	1124.40	2.85	2.68	3.08
Total Medium Grown	582.32	636.80	1232.94	3.02	3.15	3.37
Orthodox Low	683.96	769.37	1569.96	3.55	3.80	4.30
CTC Low	544.55	533.78	1058.34	2.83	2.64	2.90
Total Low Grown	674.33	752.57	1541.91	3.50	3.72	4.22
<b>TOTAL</b>	<b>647.44</b>	<b>721.93</b>	<b>1472.52</b>	<b>3.36</b>	<b>3.57</b>	<b>4.03</b>

Cumulative Sale Averages – 1 USD= Rs. (Monthly Weighted Average)	192.74	202.44	365.46
--	--------	--------	--------

(Source: MSL/ CBSL)

## WORLD TEA PRODUCTION (IN MILLION KILOS)

Country	Month	Month		To-date		Diff(+/-)
		2021	2022	2021	2022	2021 vs 2022
Sri Lanka	Dec	20.52	19.5	299.49	251.49	-48
Bangladesh	Dec	6.93	7.78	96.51	93.83	-2.68
North India	Dec	50.8	48	1108	1110.4	2.4
South India	Dec	15	14.4	235	230.1	-4.9
Malawi	Nov	1.41	1.69	46.81	43.13	-3.95
Kenya	Nov	50.7	49.2	485.3	478	-7.3

		2022	2023	2022	2023	2022 vs 2023
Sri Lanka	Jan	22.8	19.1	22.8	19.1	-3.7

(Source: Africa Tea Brokers/National Brokers Ltd)

## MOMBASA AUCTION OF 27TH & 28TH FEBRUARY & 01ST MARCH 2023

There was good general demand for the 228,420 packages (15,363,471.00 kilos) available in the market; 32.96% were unsold.

Afghanistan showed strong enquiry with useful support from Egyptian Packers. UK, Pakistan Packers, Yemen and other Middle Eastern countries lent more support while Sudan, Russia, Kazakhstan and other CIS states maintained good activity. Iran were quiet with Bazaar subdued. Local Packers were active in line with price. Somalia maintained support at the lower end of the market.

**BP1:** Best – Were well competed for and gained up to USC44 with selected teas advancing by USC52 to USC68. Brighter – Most lines were steady to USC21 above last levels but some teas shed up to USC24. Mediums – KTDA mediums were firm to USC18 dearer with only a few invoices easing by up to USC8 while plantation mediums were irregularly dearer by up to USC32. Lower Mediums – Were irregular varying between steady to USC34 dearer to easier by up to USC26.

Plainer – Ranged between firm to dearer by up to USC16 with select improved invoices advancing by up to USC38 to easier by up to USC14.

**PF1:** Best – Advanced by up to USC20. Brighter – Were firm to dearer by up to USC13. Mediums – KTDA mediums were steady to USC10 above previous levels while plantation mediums appreciated by up to USC12 but a few invoices eased by up to USC4. Lower Mediums – Varied between firm to USC18 dearer to USC14 below last rates. Plainer – Were irregular ranging between mostly dearer by up to USC21 to easier by USC9.

**PDUST:** Best – Saw irregular activity and varied between firm to USC10 dearer to easier by a similar margin. Brighter – Ranged between steady to USC5 dearer to USC9 below previous levels. Mediums – Most KTDA mediums were firm to USC5 dearer but some lines lost up to USC9; plantation mediums were irregularly dearer by up to USC20 but some teas shed up to USC4. Lower Medium – Varied between USC28 dearer to easier by up to USC25. Plainer – Were irregular and ranged between firm to USC14 dearer to easier by up to USC33.

**DUST1:** Best – Ranged between USC24 dearer to easier by up to USC22. Brighter – Steady to up to USC7 above last prices. Mediums – KTDA mediums were firm to USC12 easier with a number of lines neglected while plantation mediums appreciated by up to USC20. Lower Medium – Met more interest and advanced by up to USC42. Plainer – Varied between steady to USC15 dearer to easier by up to USC22.

(Courtesy - Africa Tea Brokers Limited)

## BANGLADESH AUCTION OF 27TH FEBRUARY 2023

**CTC LEAF:** 28,745 packages of Current Season & 20 packages of New Season teas on offer met with a fair demand at irregularly easier rates.

**BROKENS/FANNINGS:** There was a nominal weight of clean teas on offer which attracted strong interest and were generally fully firm to occasionally dearer. Lesser varieties met with a selective demand at much easier rates, although the plainest types elicited fair interest at around last levels. BLF teas saw fair interest and were about steady but there were fair withdrawals.

**CTC DUST:** 7,188 packages of Current Season & 6 packages of New Season teas on offer met with a fairly good demand. Good liquoring Dusts sold well at around last levels. Mediums met with a fair demand easing by Tk.15/- to Tk.20/- over last with fair withdrawals. Plain and BLF Dusts were mostly firm on last. Blenders lent good support with fair interest from the Loose tea buyers.

**COMMENTS:** Fibrous end of season varieties comprised the bulk of the offerings which met with irregular demand. Blenders operated for clean varieties on offer whilst Loose tea buyers were more active at the lower end of the market. Consequently, lower priced teas met with less withdrawals at about steady rates. Dusts sold well.

(Courtesy - National Brokers Limited)

## MALAWI AUCTION OF 01ST MARCH 2023

There was improved interest for the 5400 packages on offer but below the producer's limits.

BP1 - few lines were taken out under bids, balance neglected.

PF1 - were taken out under bids due to producer's limits.

PD - selective invoices tended firm to easier, balance taken out.

PF1SC - were generally not supported except for few invoices which received some bids.

Secondaries - few invoices held firm on last, balance neglected on account of low quality.

(Courtesy - Tea Brokers Central Africa Limited)

## KOLKATA /GUWAHATI/ JAKARTA AUCTION

The above market report details were not available at the time of printing this publication.