



**Ceylon Tea
Brokers**

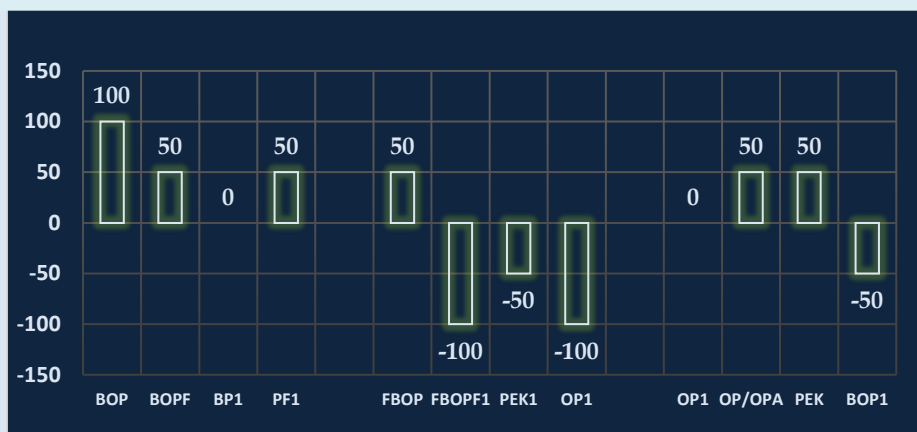


MARKET SNAPSHOT

SALE NO. 07 OF 14TH / 15TH FEBRUARY 2023

CEYLON TEA BROKERS PLC
Level 7, Millenium House, No.46/58, Nawam Mawatha, Colombo 2
Tel: 011-460777 Fax: 011-4607788
Email: general@ceylontebrokers.com
Web: www.ceylontebrokers.com

Ex-Estate met with good demand whilst there was lower demand for Low Grown.



EX-ESTATE

MEDIUM

LOW GROWN

Currency - 15th February
LKR/USD 359.61

February (01st Sale)
National Average
Rs. 1,417.04
USD . 3.83

Elevation Average

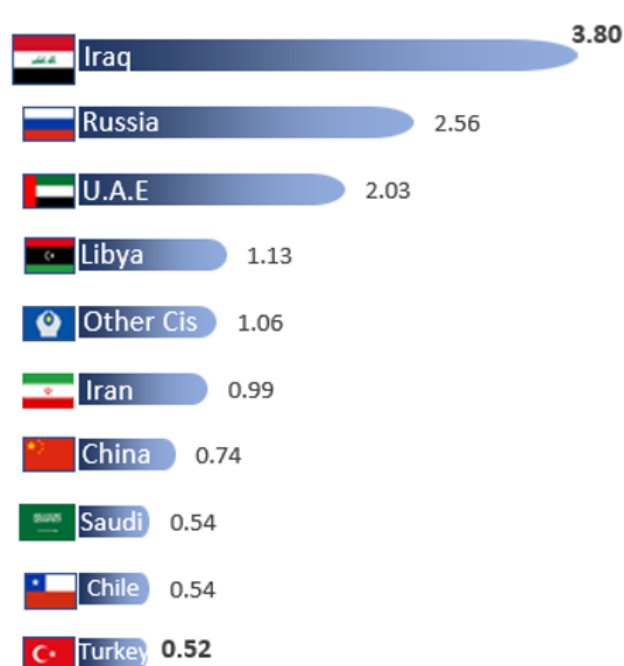
ELV	RS	USD
High	1,409.29	3.81
Medium	1,155.75	3.12
Low	1,472.77	3.98

TOP 10 COUNTRY WISE SRI LANKAN TEA EXPORT QUANTITY (MN KG) JANUARY - 2023 VS 2022

JANUARY - 2023

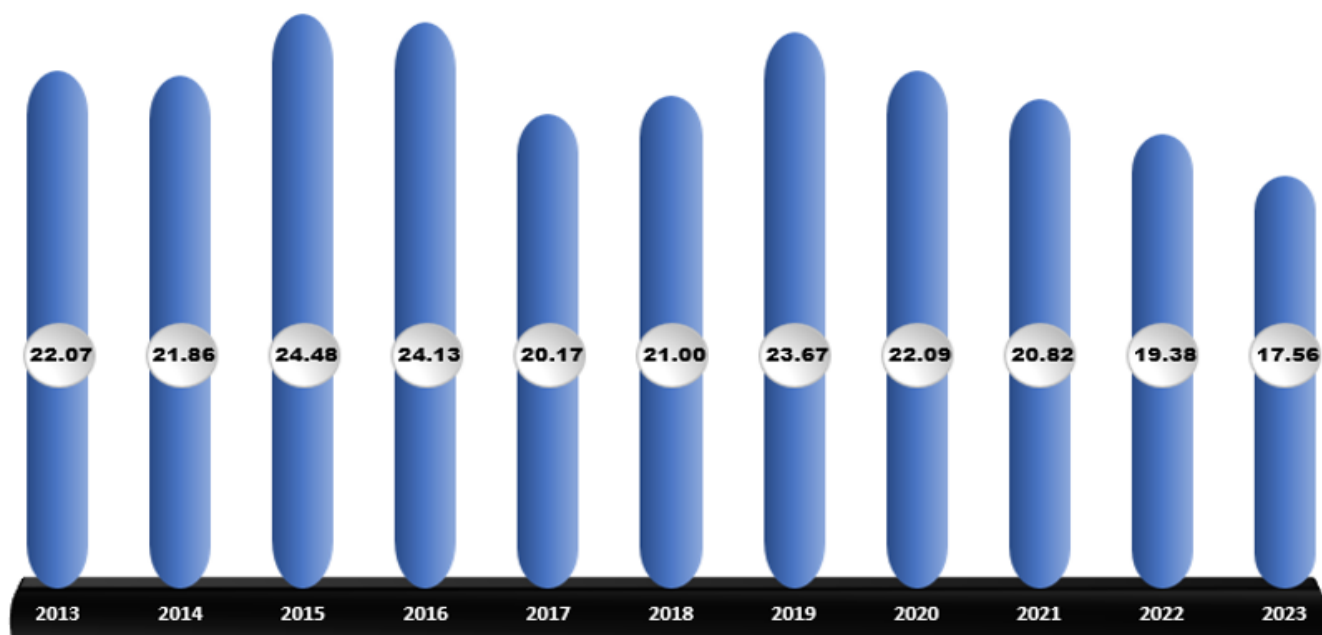


JANUARY - 2022



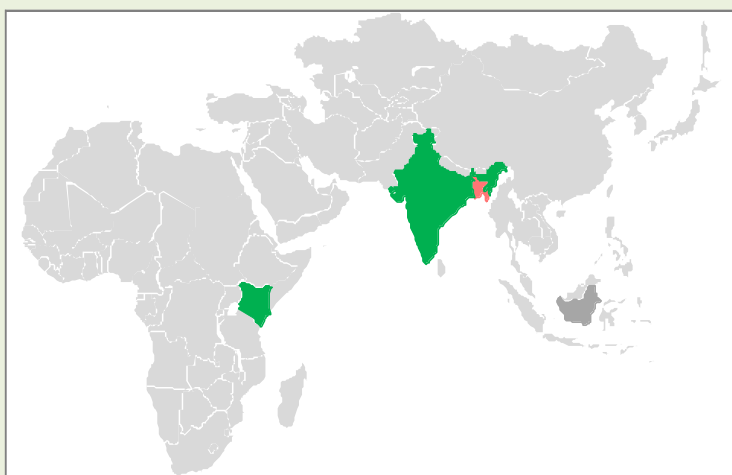
Source: SL Customs - Statistical Division

YEARLY SRI LANKAN TEA EXPORT QUANTITY (IN MN KG) JANUARY 2013-2023



Source: SLTB

MARKET MOVEMENT AT INTERNATIONAL AUCTION CENTERS THIS WEEK



Bangladesh



India



Kenya



Indonesia market report details
were not available at the time of
printing this publication.

COMMENTS

Sale	Ex-Estate		Low Grown (Leafy/Tippy)		Total	
	Qty	Demand	Qty	Demand	Qty	Demand
07	0.7 MKgs	Good	2.3 Mkgs	Lower	5.0 Mkgs	Lower

WESTERN				
	SELECT BEST	BEST	BELOW BEST	PLAINER
BOP	↑ 50/-	↑ 100/-	↑ 100/-	↑ 50/-
BOPF	↑ 50/-	↑ 100/-	↑ 50/-	↑ 50/-

	NUWARA ELIYA	UDA PUSSELLAWA	UVA
BOP	↑ 200/-	↑ 50/-	↑ 100/-
BOPF	N/A	↑ 100/-	Firm

	HIGH	MEDIUM	LOW
BP1	N/A	Firm	Firm
PF1	↑ 50/-	↑ 50/-	Firm

HIGH & MEDIUM				
	SELECT BEST	BEST	BELOW BEST	OTHERS
BOP1	↑ 50/-	Firm	↓ 50/-	↓ 50/-
OP1	↓ 100/-	↓ 100/-	↓ 50/-	↓ 50/-
FBOP	↑ 50/-	↑ 50/-	Firm	Firm
FBOPF1	↓ 100/-	↓ 50/-	↓ 50/-	↓ 50/-
PEK	↓ 50/-	↓ 50/-	↓ 50/-	↓ 50/-
PEK1	Firm	↓ 50/-	↓ 50/-	↓ 50/-
OP/OPA	↑ 50/-	↑ 50/-	Firm	Firm

LEAFY / SEMI LEAFY				
	SELECT BEST	BEST	BELOW BEST	OTHERS
OP1	Firm	Firm	↑ 50/-	Firm
BOP1	↓ 50/-	↓ 50/-	Firm	↓ 50/-
OP/OPA	↑ 50/-			
PEK	↑ 50/-			
PEK1	Firm			

SMALL LEAF / TIPPY				
FBOP	↓ 100/-	↓ 50/-	↓ 50/-	↓ 80/-
FBOP1	↓ 80/-	↓ 100/-	↓ 80/-	↓ 60/-
FBOPF1	↓ 100/-	↓ 60/-	↓ 60/-	↓ 50/-

PREMIUM FLOWERY		
	FBOPFEXSP	FBOPFSP
Select Best	↓ 1000/-	↓ 1000-2000/-
Best	Firm	↓ 1000/-
Below Best	Firm	↓ 500-1000/-
Others	Firm	↓ 200- 500/-



Crude Oil

As at 15th February 2023 – USD 84.77

Sri Lanka Tea Exports - Total quantity of tea exported for the month of January 2023 including Re-Exports with imported Tea amounted to 17.56 Mn/kg, showing a decrease of -1.83 Mn/kg (-9.42%) compared to the same period in the year 2022. The FOB price per Kg for the month of January 2023 recorded LKR 2,055.34 vis-à-vis LKR 948.24 for the month of January in 2022 (LKR +1,107.09). Total export earnings recorded an increase of +LKR 17.70 Billion (+96.33%) for the month of January 2023 as against the corresponding month in 2022.

(Please refer page no. 15 & 16 for more details)

CURRENCY BOARD – AS AT 15TH FEBRUARY 2023

	United States Dollars (USD)		European Community Euro (EUR)		United Kingdom pounds (GBP)	
	Corresponding		Corresponding		Corresponding	
	2023	2022	2023	2022	2023	2022
Sri Lankan Rupee	359.61	198.50	383.33	224.28	435.43	267.40

(Courtesy - Central Bank of Sri Lanka)

Indian Rupee	82.78	75.49	88.90	85.47	100.72	102.14
Kenyan Shilling	124.31	112.80	133.49	127.7	151.25	152.61
Bangladesh Taka	105.66	84.58	113.46	95.76	128.56	114.44
Indonesian Rupiah	15,167.50	14,316.00	16,287.90	16,207.40	18,454.40	19,369.00
Malawi Kwacha	1,017.93	792.63	1,093.13	897.36	1,238.53	1,072.41
Vietnam Dong	23,603.40	22,724.60	25,347.00	25,727.00	28,718.50	30,745.70

(Courtesy - Oanda Corporation)

SRI LANKA RUPEE AGAINST US DOLLAR TIME PERIOD 09/02/2023 TO 15/02/2023 (SPOT RATE)

09/02/2023	359.40	13/02/2023	359.47	15/02/2023	359.61
10/02/2023	359.07	14/02/2023	359.65		

(Courtesy - Central bank of Sri Lanka)

QUANTITY SOLD DURING THE PERIOD 06TH – 11TH FEBRUARY 2023

	2023		2022	
	WEEKLY	TODATE	WEEKLY	TODATE
PRIVATE SALES	105,882.25	611,313.35	129,051.00	585,297.75
PUBLIC AUCTION	4,005,962.00	27,562,856.00	4,912,988.00	30,728,365.00
FORWARD CONTRACTS	55,000.00	380,088.00	45,320.00	223,940.00
DIRECT SALES	-	-	-	-
TOTAL	4,166,844.25	28,554,257.35	5,087,359.00	31,537,602.75
BMF EXCLUDED FROM PRIVATE SALE	626.00	271,601.00	156,005.00	1,077,213.00

TEA
TECH
TIPS



Grit and sand from the green leaf can cause damage, wear and tear of the machines and contaminate the product.

CROP AND WEATHER (FOR THE PERIOD 06TH – 12TH FEBRUARY 2023)





























The Western planting districts experienced bright mornings followed by chilly evenings. The Nuwara Eliya's reported sunny weather.

The Uva's reported clear mornings followed by chilly nights. The Udapussellawa's experienced scattered showers.

The Low Grown districts reported sunny mornings followed by occasional evening showers. Showers are to be expected in the Ruhuna and Sabaragamuwa districts.

The Western High grown and Uva districts reported a slight increase in their crop intakes whilst the Western medium grown, Low and Udapussellawa regions maintained.

WEATHER FORECAST (FOR THE PERIOD 16TH TO 22ND FEBRUARY 2023)

	Thu (16/02)	Fri (17/02)	Sat (18/02)	Sun (19/02)	Mon (20/02)	Tue (21/02)	Wed (22/02)
Galle	32°/24°C 	32°/25°C 	32°/25°C 	31°/24°C 	32°/24°C 	32°/24°C 	31°/24°C 
Matara	33°/22°C 	34°/22°C 	35°/23°C 	32°/23°C 	33°/23°C 	33°/23°C 	32°/24°C 
Ratnapura	35°/20°C 	36°/20°C 	37°/22°C 	34°/21°C 	34°/20°C 	36°/19°C 	33°/21°C 
Hatton/ Talawakelle	27°/13°C 	28°/15°C 	28°/17°C 	27°/16°C 	28°/15°C 	29°/15°C 	28°/16°C 

ORDER OF SALE THIS WEEK

EX EST	H/M-OFF GR & DUST	LEAFY/ SEMI LEAFY/ TIPPY/PREM & BOP1A
AS	Bartleet Produce Marketing (Pvt) Ltd	Bartleet Produce Marketing (Pvt) Ltd
BA	Ceylon Tea Brokers PLC	Forbes & Walker Tea Brokers (Pvt) Ltd
FW	John Keells PLC	Ceylon Tea Brokers PLC
CTB	Eastern Brokers Ltd	Asia Siyaka Commodities PLC
ES	Forbes & Walker Tea Brokers (Pvt) Ltd	John Keells PLC
MB	Mercantile Produce Brokers (Pvt) Ltd	Eastern Brokers Ltd
LC	Lanka Commodity Brokers	Lanka Commodity Brokers
JK	Asia Siyaka Commodities PLC	Mercantile Produce Brokers (Pvt) Ltd

CATALOGUE	LOTS	QTY (KGS)
EX-ESTATE	692	704,673.0
HIGH AND MEDIUM	1,220	527,550
LOW GROWN (LEAFY)	1,744	636,813
LOW GROWN (SEMI LEAFY)	1,485	627,830
LOW GROWN (TIPPY)	2,166	1,111,100
OFF GRADES + BOP1A	1,942	955,699
DUSTS	453	426,975
PREMIUM FLOWERY	456	80,001
TOTAL	10,158	5,070,640.5

HIGH GROWN TEAS

BOP Best westerns were appreciated by Rs.50-100/- per kg. Below best were firm to dearer by Rs.100/- per kg. Plainer types too gained by Rs.50/- per kg. Nuwara Eliya's were substantially dearer. Uda Pussellawa's gained by Rs.50/- per kg on last. Uva's moved up by Rs.100/- per kg and at times more.

BOPF Best Westerns gained by Rs.50-100/- per kg. Select best and plainer types too were appreciated but to a lesser extent. Hardly any offerings from Nuwara Eliya's. Uda Pussellawa's gained by Rs.100/- per kg and more. Uva's were generally firm.

MEDIUM GROWN TEAS

BOPF Overall dearer by Rs. 50/- per kg

BOP1/OP1 **BOP1** - Select best dearer by Rs.50/- per kg. best were firm. Below best and others dropped by Rs.50/- per kg.
OP1 - Select best and best lower by Rs.100/- per kg whilst the Below best and others declined by Rs.50/- per kg.

OP/OPA Select best and best dearer by Rs.50/- per kg. whilst all others were firm.

PEKOE/PEKOE1 **PEK:** Overall, easier by Rs.50/- per kg.
PEK1: Select best were firm whilst all others were easier by Rs.50/- per kg.

FBOP/FBOPF1 **FBOP:** Select best and best dearer by Rs.50/- per kg whilst all others maintained.
FBOPF1: Select best lower by Rs.100/- per kg whilst all others shed by Rs.50/- per kg.

CTC

HIGH GROWN **BP1** - Hardly any offerings.
PF1 - Dearer by Rs.50/- per kg.

MEDIUM GROWN **BP1** - Firm.
PF1 - Gained by Rs.50/- per kg.

LOW GROWN **BP1** - Maintained.
PF1 - Firm.

QUOTATIONS-HIGH GROWNS	BOP		BOPF	
BEST WESTERNS	1700	2200	1700	1950
BELOW BEST WESTERNS	1500	1650	1550	1650
PLAINER WESTERNS	1300	1400	1340	1500
NUWARA ELIYAS	1700	1800	1240	
UDAPUSSELLAWAS	1120	1460	1080	1600
BEST UVAS	1360	1440	1400	1500
OTHER UVAS	1100	1300	1220	1380
GOOD MEDIUMS	1500	2350	N/A	
POOR MEDIUMS	1000	1480	920	1400
QUOTATIONS – UNORTHODOX	BP1		PF1	
(CTC) CTC (High & Medium)	1080	1380	1000	1480
CTC (Low)	1280	1440	1420	2050

LOW GROWN

BOP1	Few Select best were firm to dearer, Best BOP1 were firm, whilst below best and poorer sorts declined.
OP1	Select best were firm to dearer, best and below best maintained whilst poorer sorts were dearer.
OP	Well-made varieties were firm to lower whilst all others maintained.
OPA	Select best were firm, whilst best and below best were firm to lower. Teas at the lower end were dearer.
PEKOE/PEKOE1	Select best teas together with full range of bold PEKs maintained. Cleaner below best and the rest were firm to lower.
FBOP/FBOP1	Select best and best were lower, whilst others were firm.
BOP	A few well-made invoices were firm, whilst others were easier.
BOPF	In general, firm to dearer.
FBOPF/FBOPF1	Select best and best declined, whilst the below best and bottom maintained.

QUOTATIONS	SELECT BEST	BEST	BELOW BEST	OTHER
BOP1	2,500-3,400	1,800-2,400	1,300-1,500	800-1,100
OP1	2,800-3,550	2,200-2,600	1,800-2,100	800-1,600
OP	1,900-2,250	1,600-1,900	1,400-1,600	800-1,400
OPA	1,800-2,400	1,600-1,800	1,400-1,600	800-1,400
PEKOE	2,000-2,700	1,700-1,900	1,500-1,700	800-1,100
PEKOE1	2,000-2,600	1,700-1,900	1,500-1,700	800-1,100
FBOP1	1600-2300	1,300-1,500	800-1200	Below 750
FBOP	2000-2700	1,600-1,900	980-1,500	Below 920
BOP	2200-2700	1,600-2,100	900-1,500	Below 880
BOPF	1600-2350	1,300-1,500	920-1,200	Below 900
FBOPF1	1750-2350	1,200-1,700	920-1,000	Below 900
FBOPF	1500-2250	1,200-1,450	920-1,000	Below 880
FFSP/FFEXSP/FFEXSP1	4000-6650	2,500-3,800	1500-2300	Below 1,400

OFF GRADES

FGS/FGS1 High grown varieties eased by Rs.20-40/- per kg. Medium and low grown were firm to Rs. 20/- kg easier. CTC's gained by Rs. 40-60/- per kg.

BM/BP **BM** – Best declined by Rs.20-40/- per kg. Below best and bottom remained unchanged.

BP – Advanced by Rs. 40-60/- per kg.

BOP1A Best varieties were firm to dearer. Below Best varieties gained by Rs. 20-30/- per kg. Poorer sorts were dearer by Rs.20-30/- per kg.

	HIGH		MEDIUM		LOW	
BETTER FNGS	1120	1440	920	1420	940	1140
OTHER FNGS	550	1040	700	900	460	920
P.FGS (CTC)	N/A		720	840	710	1500
BP	620	1060	600	1360	680	1600
BM	670	960	660	940	600	1600
BOP1A	860	1100	880	1420	780	1800

DUST

DUST1 Best high grown and below best were firm. CTC's were irregular. Best and below best Low grown lost by Rs.50-60/- per kg.

DUST Cleaner secondaries were firm. Low grown lost by Rs.30-40/- per kg.

	HIGH		MEDIUM		LOW	
PRIMARY DUSTS	1500	1850	950	1550	940	1600
SECONDARY DUSTS	1200	1500	800	900	680	850
PDUST (CTC)	1200	1480	1100	1440	1300	1800

TOP PRICES - SALE NO. 07 OF 14TH / 15TH FEBRUARY 2023

WESTERN MEDIUM			
Harangalla	BOP	2,350.00	
Windsorforest	BOPSp	1,650.00	
Doombagastalawa	BOPSp	1,650.00	
Uplands	BOPF/BOPFSp	1,480.00	
Rilagala	BOP1	1,650.00	
Harangalla	FBOP/FBOP1	2,250.00	
Harangalla	FBOPF/FBOPF1	2,250.00	
Dartry Valley	OP/OPA	1,850.00	
Ancoombra	OP1	1,850.00	
Peniland	OP1	1,850.00	
Craighead	PEK/PEK1	2,400.00	

WESTERN HIGH			
Great Western	BOP	2,200.00	
Somerset	BOP	2,200.00	
Queensberry	BOPSp	1,650.00	
Great Western	BOPF	1,950.00	
Venture	BOP1	1,950.00	
Glenloch	FBOP/FBOP1	2,050.00	
Bogahawatte	FBOP/FBOP1	1,750.00	@
Torrington	FBOP/FBOP1	1,750.00	
Inverness	FBOPF/FBOPF1	1,650.00	
Craig Hill	OP	1,650.00	
Bogahawatte	OPA	1,600.00	@
St Andrews	OPA	1,600.00	
Torrington	OP1	1,850.00	
Bogahawatte	PEK/PEK1	2,100.00	@
Craig Hill	PEK/PEK1	2,100.00	

NUWARA ELIYA			
Mahagastotte	BOP	1,800.00	
Lovers Leap	BOP	1,800.00	
Kenmare	BOPF/BOPFSp	1,240.00	
Lovers Leap	FBOP/FBOP1	2,050.00	
Mahagastotte	OP/OPA	**1,750.00	
Court Lodge	PEK/PEK1	1,800.00	

UDA PUSSELLAWAS			
Kirklees	BOP	1,460.00	
Kirklees	BOPSp	1,340.00	
Kirklees	BOPF/BOPFSp	1,600.00	
Alma	FBOP/FBOP1	1,700.00	@
Blairlomond	FBOPF/FBOPF1	1,650.00	
Alma	OP/OPA	1,600.00	@
Delmar	OP/OPA	1,600.00	
Alma	PEK/PEK1	1,800.00	@
Gampaha	PEK/PEK1	1,800.00	
Delmar	PEK/PEK1	1,800.00	

UVA MEDIUM			
Dickwella	BOP	1,550.00	
Demodera 'S'	BOPSp	1,550.00	
Dickwella	BOPF/BOPFSp	1,600.00	
Misty-Uva	BOP1	1,750.00	
Telbedde	FBOP/FBOP1	1,950.00	
Tiniya	FBOPF/FBOPF1	1,850.00	
Tiniya	OP/OPA	1,750.00	
Dickwella	OP1	2,350.00	
Aruna Passara	PEK/PEK1	2,150.00	
Misty-Uva	PEK/PEK1	2,150.00	

UVA HIGH			
Kelliebedde	BOP	1,440.00	
Ranaya	BOPSp	1,550.00	@
Bandaraeliya	BOPF/BOPFSp	1,550.00	
Ranaya	BOP1	1,700.00	@
Uvakellie	BOP1	1,700.00	
Gonamotawa	FBOP/FBOP1	1,700.00	
Ranaya	FBOP/FBOP1	1,600.00	@
Gonamotawa	FBOP/FBOP1	1,600.00	
Glenanore	FBOPF/FBOPF1	1,700.00	
Ranaya	OP/OPA	1,600.00	@
Uvakellie	OP/OPA	1,600.00	
Gonamotawa	OP/OPA	1,600.00	
Aislaby	OP/OPA	1,600.00	
Mahadowa	OP/OPA	1,600.00	
Oodoowerre	OP1	1,950.00	
Mount Uva	PEK	1,950.00	@
Aislaby	PEK1	2,100.00	

UNORTHODOX HIGH			
Dunsinane CTC	PF1	1,400.00	
Dunsinane CTC	BPS	1,300.00	

UNORTHODOX MEDIUM			
New Peacock CTC	PF1	1,480.00	
New Peacock CTC	BP1	1,380.00	
Delta CTC	BP1	1,380.00	
Donside CTC	BPS	1,100.00	
Aultmore CTC	BPS	1,000.00	@

UNORTHODOX LOW			
Hingalgoda CTC	PF1	2,050.00	
Ceciliyan CTC	BP1	1,440.00	
Lantern Hill CTC	BPS	960.00	

TOP PRICES - SALE NO. 07 OF 14TH / 15TH FEBRUARY 2023

LOW GROWN				DUSTS			
Sithaka	BOP1	3,400.00		Mattakelle	DUST1	1,850.00	
Lumbini	OP1	3,550.00		Great Western	DUST1	1,850.00	
Pothotuwa	OP1	3,550.00		Ceciliyan CTC	PD	1,800.00	
Green Lanka	OP	2,250.00					
Karagoda	OP	2,200.00		PREMIUM FLOWERY			
Nilgiri	OP	2,100.00	@	Brombil	FBOPFSp	5,850.00	
Nilrich	OP	2,100.00	@	Talangaha	FBOPFSp	3,950.00	@
Sihara	OP	2,100.00	@	New Vithanakande	FBOPFExSp	6,650.00	
Fortune	OP	2,100.00		Nilgiri	FBOPFExSp	5,150.00	@
Mahaliyadda	OP	2,100.00		Sachitha	FBOPFExSp1	4,200.00	@
Nilwala	OP	2,100.00					
Sachitha	OP	2,100.00		OFF GRADES			
Liyonta	OPA	2,400.00		Theresia	FGS/FGS1	1,440.00	
Sihara	OPA	2,250.00	@	Adisham	FGS/FGS1	1,440.00	
Lumbini	OPA	2,250.00		Mayfield	FGS/FGS1	1,440.00	
Nilgiri	OPA	2,200.00	@	Henfold	FGS/FGS1	1,440.00	
Lions	OPA	2,200.00	@	Hingalgoda CTC	PF	1,500.00	
Liyonta	PEK	2,700.00		Wathurawila	BM	1,600.00	@
Matuwagalla Super	PEK1	2,600.00	@	Hidellana	BP	1,600.00	
Pothotuwa	BOP	2,700.00		Golden Garden	BP	1,380.00	@
Rumassala Hills	BOPSp	2,500.00	@	Aldora	BOP1A	1,800.00	
Kiruwaganga	BOPSp	2,400.00					
Wathurawila	BOPSp	2,200.00	@				
Brombil	BOPF	2,350.00	@				
Sithaka	BOPF	2,350.00					
Stream Line	BOPFSp	2,100.00					
Lions	BOPFSp	1,900.00	@				
Mahaliyadda	BOPFSp	1,900.00					
Makandura	FBOP	2,700.00					
Sithaka	FBOP	2,650.00					
Wathurawila	FBOP	2,450.00	@				
New Vithanakande	FBOP	2,450.00					
Matuwagalla Super	FBOP1	2,300.00	@				
Richiland	FBOP1	2,250.00	@				
Lumbini	FBOP1	2,200.00	@				
Brombil	FBOP1	2,200.00	@				
Ceyenta	FBOPF	2,250.00					
Pothotuwa	FBOPF1	2,350.00					
Pothotuwa	FBOPF1	2,300.00					
Lumbini	FBOPF1	2,250.00	@				

FUTURE SALES INFORMATION

SALE NO 08 OF 21ST / 22ND FEBRUARY 2023

EX-ESTATE H/M-OFF GR & DUST		LEAFY/ SEMI LEAFY/ TIPPY/PREM & BOP1A
ES	Ceylon Tea Brokers PLC	Forbes & Walker Tea Brokers (Pvt) Ltd
CTB	John Keells PLC	Ceylon Tea Brokers PLC
LC	Eastern Brokers Ltd	Asia Siyaka Commodities PLC
JK	Forbes & Walker Tea Brokers (Pvt) Ltd	John Keells PLC
MB	Mercantile Produce Brokers (Pvt) Ltd	Eastern Brokers Ltd
AS	Lanka Commodity Brokers	Lanka Commodity Brokers
BA	Asia Siyaka Commodities PLC	Mercantile Produce Brokers (Pvt) Ltd
FW	Bartleet Produce Marketing (Pvt) Ltd	Bartleet Produce Marketing (Pvt) Ltd

Buyers Prompt: 28.02.2023

Sellers Prompt: 01.03.2023

AWAITING SALE - CATALOGUE DETAILS

	SALE OF 21ST / 22ND FEB 2023		SALE OF 28TH FEB / 01ST MAR 2023	
	LOTS	QTY(KGS)	LOTS	QTY(KGS)
EX-ESTATE	707	739,541	643	656,721.0
HIGH AND MEDIUM	1,233	523,284	1,166	479,827
LOW GROWN (LEAFY)	1,739	627,392	1,678	594,737
LOW GROWN (SEMI LEAFY)	1,516	659,185	1,475	614,928
LOW GROWN (TIPPY)	2,047	1,028,044	1,792	861,044
OFF GRADES+BOP1A	1,899	928,825	1,674	827,091
DUSTS	465	428,132	398	361,956
PREMIUM FLOWERY	407	65,401	358	54,162
TOTAL	10,013	4,999,803.5	9,184	4,450,465.5
MAIN SALE & EX ESTATE CLOSED ON	02ND FEBRUARY 2023		09TH FEBRUARY 2023	

SALE NO.10 – 07TH / 08TH MARCH 2023

Ex-Estate catalogue and Main Sale catalogues are scheduled to be closed on the 16th February 2023.

SALE NO.11 – 14TH / 15TH MARCH 2023

Ex-Estate catalogue and Main Sale catalogues are scheduled to be closed on the 23rd February 2023.

SALE NO.12 – 21ST / 22ND MARCH 2023

Ex-Estate catalogue and Main Sale catalogues are scheduled to be closed on the 02nd March 2023.

ELEVATION WISE – STATISTICS – COLOMBO AUCTION AVERAGES

Elevation	LAST WEEK (RS) Sale- 07.02.2023	WEEK BEFORE LAST (RS) Sale- 30.01.2023	LAST YEAR (RS) Corres 2022	YEAR BEFORE (RS) Corres 2021
Uva High	1188.24	1177.15	634.21	581.07
Western High	1476.55	1445.08	724.31	624.24
CTC High	1282.65	1230.11	610.36	582.57
Total High Grown	1405.55	1380.23	705.66	612.58
Uva Medium	1182.23	1222.45	671.92	581.08
Western Medium	1159.34	1191.19	637.66	571.16
CTC Medium	1124.93	1095.62	550.63	548.00
Total Medium Grown	1165.65	1199.40	645.87	573.81
Orthodox Low	1512.46	1572.63	785.54	680.54
CTC Low	1025.77	1054.83	552.56	535.44
Total Low Grown	1485.66	1547.93	770.29	671.03
TOTAL	1428.59	1465.40	736.96	645.11

Elevation	LAST WEEK (\$) Sale- 07.02.2023	WEEK BEFORE LAST (\$) Sale- 30.01.2023	LAST YEAR (\$) Corres 2022	YEAR BEFORE (\$) Corres 2021
Uva High	3.28	3.25	3.14	3.00
Western High	4.08	3.99	3.59	3.22
CTC High	3.54	3.40	3.02	3.01
Total High Grown	3.88	3.81	3.49	3.16
Uva Medium	3.27	3.38	3.33	3.00
Western Medium	3.20	3.29	3.16	2.95
CTC Medium	3.11	3.03	2.73	2.83
Total Medium Grown	3.22	3.31	3.20	2.96
Orthodox Low	4.18	4.34	3.89	3.51
CTC Low	2.83	2.91	2.74	2.76
Total Low Grown	4.10	4.27	3.81	3.46
Weekly Total (USD)	3.95	4.05	3.65	3.33
Exchange Rate (LKR)	361.96	362.14	202.00	193.74

Elevation	TODATE 2020 (RS)	TODATE 2021 (RS)	TODATE 2022 (RS)	TODATE 2020 (\$)	TODATE 2021 (\$)	TODATE 2022 (\$)
Uva High	578.50	629.80	1238.68	3.00	3.11	3.39
Western High	626.53	723.57	1482.16	3.25	3.57	4.05
CTC High	584.76	620.88	1244.97	3.03	3.07	3.40
Total High Grown	613.80	696.46	1417.31	3.18	3.44	3.88
Uva Medium	591.84	652.04	1258.43	3.07	3.22	3.44
Western Medium	575.79	630.46	1227.41	2.99	3.11	3.36
CTC Medium	551.50	543.25	1122.34	2.86	2.68	3.07
Total Medium Grown	580.62	636.92	1236.47	3.01	3.15	3.38
Orthodox Low	679.44	764.71	1578.79	3.53	3.78	4.32
CTC Low	548.76	535.84	1066.24	2.85	2.65	2.92
Total Low Grown	669.96	748.71	1550.74	3.48	3.70	4.24
TOTAL	643.85	719.46	1477.74	3.34	3.55	4.04

Cumulative Sale Averages – 1 USD= Rs. (Monthly Weighted Average)	192.74	202.44	365.67
--	--------	--------	--------

(Source: MSL/ CBSL)

WORLD TEA PRODUCTION (IN MILLION KILOS)

Country	Month	Month		To-date		Diff(+/-)
		2021	2022	2021	2022	2021 vs 2022
Sri Lanka	Dec	20.52	19.5	299.49	251.49	-48
Bangladesh	Dec	6.93	7.78	96.51	93.83	-2.68
North India	Dec	50.8	48	1108	1110.4	2.4
South India	Dec	15	14.4	235	230.1	-4.9
Malawi	Nov	1.41	1.69	46.81	43.13	-3.95
Kenya	Nov	50.7	49.2	485.3	478	-7.3

(Source: Africa Tea Brokers/National Brokers Ltd)

MOMBASA AUCTION OF 13TH/ 14TH & 15TH FEBRUARY 2023

Fair demand for the 236,840 packages (15,917,662.00 kilos) in the market at irregular levels following quality; 32.19% remained unsold.

Egyptian Packers, Afghanistan and Iran showed strong support with Sudan, UK, Yemen and other Middle Eastern countries maintaining useful interest. Pakistan Packers, Bazaar, Russia, Kazakhstan and other CIS states showed reduced activity while Local Packers were active in line with price. Somalia maintained interest at the lower end of the market.

BP1: Best - Met irregular enquiry and varied between firm to USC22 dearer to easier by up to USC30 and a select teas shed up to USC61. Brighter - Were mostly firm to USC24 above last prices but some lines lost up to USC10. Mediums - KTDA mediums were irregular ranging between steady to USC12 dearer to USC18 below previous levels while plantation mediums varied between firm to USC12 dearer to easier by up to USC6. Lower Mediums - Were irregular and ranged between USC18 dearer with selected teas gaining USC50 to easier by USC25 with select lines shedding up to USC52. Plainer - Saw irregular activity at firm to USC9 above last rates with selected invoices advancing by up to USC24 to easier by up to USC10.

PF1: Best -Irregular varying between firm to dearer by USC12 to easier by USC9. Brighter - Ranged between USC13 dearer to easier by up to USC10. Mediums - KTDA mediums varied between steady to USC7 above last levels to USC4 below last prices with plantation mediums between USC12 dearer to easier by up to USC6. Lower Mediums - Ranged between USC24 dearer to easier by USC25. Plainer - Were irregular varying between firm to USC20 above last levels to USC18 below previous rates.

PDUST: Best - Ranged between steady to USC15 dearer to easier by up to USC6. Brighter - Were mostly firm at reserve price levels with only a few lines irregular varying between USC2 dearer to easier by up to USC8. Mediums - KTDA mediums were steady at last rates with plantation mediums well competed for advancing by up to USC24. Lower Medium - Saw improved interest and were irregularly dearer by up to USC30. Plainer - Were irregular and ranged between firm to USC43 dearer to USC13 below previous levels.

DUST1: Best - Advanced by up to USC20. Brighter - Were firm at previous prices. Mediums - Most KTDA mediums held value while some lines were neglected but a few selected invoices advanced by up to USC14 with plantation mediums appreciating by up to USC34. Lower Medium - Irregular ranging between firm to USC15 dearer to easier by up to USC16. Plainer - Varied between USC22 dearer to USC12 below last rates.

In the Secondary Catalogues, BPs were firm to dearer while best PFs gained with others steady. Clean well sorted coloury Fannings were irregular while similar DUSTs appreciated. Other Fannings were steady with DUSTs dearer. BMFs were readily absorbed.

(Courtesy - Africa Tea Brokers Limited)

BANGLADESH AUCTION OF 13TH FEBRUARY 2023

CTC LEAF: 44,283 packages of Current Season teas on offer once again met with much less demand with heavy withdrawals.

BROKENS: A few clean Brokens on offer met with quite a strong demand and sold at around last levels. All others met with less demand and prices declined quite substantially. Withdrawals were heavier particularly in the plain and poor categories. BLF teas continued to meet with a fairly good demand at around last levels.

FANNINGS: A select few clean Fannings on offer again met with a strong demand and were mostly firm. All other varieties met with less demand and prices declined quite sharply following quality. Withdrawals were again quite heavy particularly for the plain and poor varieties. BLF teas met with a fairly good demand at around last levels.

CTC DUST: 9,829 packages of Current Season teas on offer met with a fair demand with some withdrawals. Good liquoring Dusts met with good demand. Mediums met with fair demand and had some withdrawals. Plain and BLF Dusts were again an easier market with some withdrawals. Blenders were fairly active with some interest from the Loose tea buyers.

COMMENTS: Offerings again comprised of mostly end of season varieties. Blenders were less active this week whilst Loose tea buyers showed little more interest for the cheaper varieties. Withdrawals were more this week with a further decline in prices. Dusts were an easier market with some withdrawals.

(Courtesy - National Brokers Limited)

MALAWI AUCTION OF 13TH FEBRUARY 2023

There was less demand for the 5040 packages on offer with many out lots due to low quality and producers limits.

BP1 were taken out without bids.

PF1 - Single invoice sold at 3 USC below valuation, balance taken out under bids.

PD/D1 - taken out under bids.

PF1SC - Not supported.

Secondaries - F1 sold at 2 USC easier on last where sold, balance secondaries were neglected on account of low quality.

(Courtesy - Tea Brokers Central Africa Limited)

KOLKATA /GUWAHATI AUCTION

The above market report details were not available at the time of printing this publication.

SRI LANKA TEA EXPORTS - JANUARY 2023

Description	January -- 2023			January -- 2022		
	Quantity (Kg)	Value (Rs)	FOB Price per Kg	Quantity (Kg)	Value (Rs)	FOB Price per Kg
Tea in Bulk	7,606,128	13,464,313,268	1,770.19	8,321,134	6,664,207,391	800.88
Tea in Packets	7,751,998	15,298,026,892	1,973.43	8,918,347	7,772,552,634	871.52
Tea in Bags	1,646,018	5,184,108,433	3,149.49	1,625,597	2,782,013,509	1,711.38
Instant Tea	238,409	855,819,664	3,589.71	181,531	284,756,030	1,568.64
Green Tea	313,506	1,281,358,926	4,087.19	335,382	875,336,324	2,609.97
Grand Total	17,556,059	36,083,627,183	2,055.34	19,381,991	18,378,865,888	948.24
Approx. \$ Value		\$ 99,562,250.70	\$ 5.67		\$ 91,226,246.03	\$ 4.71

FOB PRICES VS DOLLAR RATE - JAN 2023 VS 2022

Year - 2023				Year - 2022		
Month	FOB	FOB \$	CBSL \$ Rate	FOB	FOB \$	CBSL \$ Rate
January	2,055.34	5.67	362.42	948.24	4.71	201.46

SRI LANKA TEA EXPORTS – COUNTRY WISE

Country	Jan 2023 Qty (Kg)	Jan 2022 Qty (Kg)	Diff. in Qty (M.Kg)
Turkey	2,345,382	524,183	1.82
Iraq	2,130,286	3,801,040	(1.67)
Russia	2,035,445	2,556,563	(0.52)
U.A.E.	1,866,899	2,030,619	(0.16)
Other Cis Countries	1,022,252	1,055,889	(0.03)
Saudi Arabia	680,516	544,866	0.14
Iran	614,138	986,910	(0.37)
China	562,263	738,618	(0.18)
Libya	531,150	1,128,020	(0.60)
Jordan	436,369	346,868	0.09
Japan	434,035	267,212	0.17
Lebanon	334,001	100,850	0.23
Taiwan	324,073	295,697	0.03
Syria	306,912	290,000	0.02
U.S.A.	296,244	453,270	(0.16)
Germany	274,440	334,648	(0.06)
Ukraine	236,360	280,804	(0.04)
Chile	217,171	541,765	(0.32)
Poland	216,229	254,023	(0.04)
Israel	191,555	234,490	(0.04)
Ireland	188,461	131,952	0.06
Hong Kong	180,130	235,189	(0.06)
Kuwait	165,514	257,535	(0.09)
Netherlands (Holand)	156,872	137,627	0.02
Tunisia	151,200		0.15
Australia	132,907	86,819	0.05
Belgium	123,670	123,396	0.00
Italy	103,902	35,200	0.07
New Zealand	98,547	78,807	0.02
Austria	76,665		0.08
Other	1,122,471	1,529,131	(0.41)
Total	17,556,059	19,381,991	(1.83)

(Source: SL Customs - Statistical Division)

SRI LANKA TEA EXPORTS – JANUARY 2023

Total quantity of tea exported for the month of January 2023 including Re-Exports with imported Tea amounted to 17.56 Mn/kg, showing a decrease of -1.83 Mn/kg (-9.42%) compared to the same period in the year 2022. The FOB price per Kg for the month of January 2023 recorded LKR 2,055.34 vis-à-vis LKR 948.24 for the month of January in 2022 (LKR +1,107.09). Total export earnings recorded an increase of +LKR 17.70 Billion (+96.33%) for the month of January 2023 as against the corresponding month in 2022.

Equivalent USD export earnings for the month of January 2023 amounted to approximately USD 99.56 Million as against USD 91.23 Million for the corresponding month last year, which recorded an increase of approximately +USD 8.34 Million.

Country wise analysis of exports shows that Turkey has emerged as the largest export destination from Sri Lanka followed by Iraq, Russia and U.A.E.