



**Ceylon Tea
Brokers**

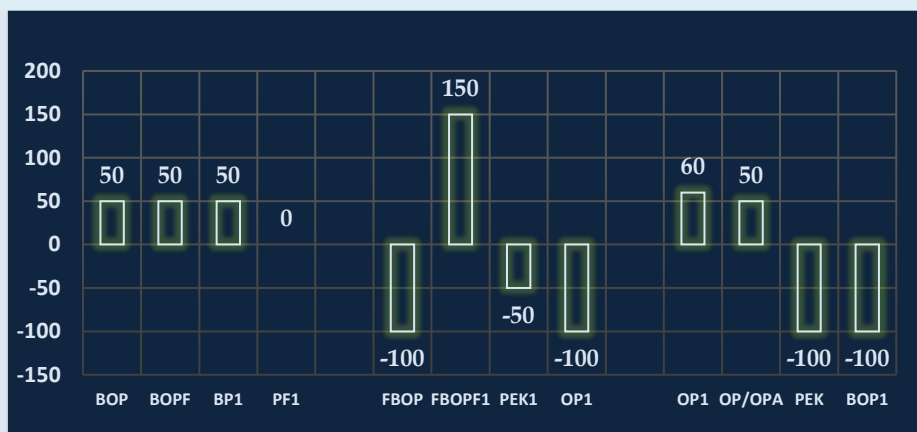


MARKET SNAPSHOT

SALE NO. 06 OF 07TH / 08TH FEBRUARY 2023

CEYLON TEA BROKERS PLC
Level 7, Millenium House, No.46/58, Nawam Mawatha, Colombo 2
Tel: 011-460777 Fax: 011-4607788
Email: general@ceylontebrokers.com
Web: www.ceylontebrokers.com

Ex-Estate met with improved demand whilst there was lower demand for Low Grown.



EX-ESTATE

MEDIUM

LOW GROWN


Currency – 08th February
LKR/USD 359.48

January
National Average
Rs.1,466.76
USD 4.05

Elevation Average

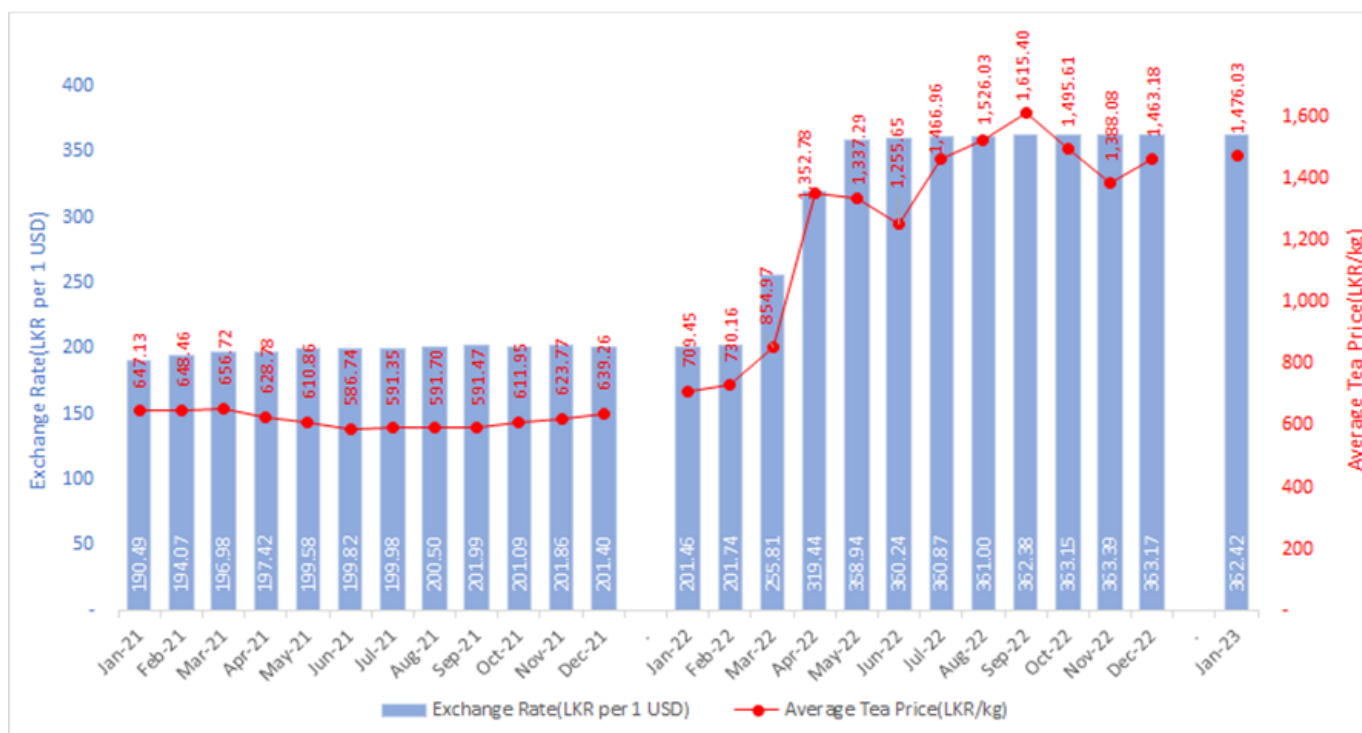
ELV	RS	USD
High	1,395.03	3.85
Medium	1,242.82	3.43
Low	1,544.39	4.26

TOP 10 AGRO CLIMATIC DISTRICTS ON TEA SOLD QUANTITY (IN MN KG)
JANUARY - 2023 VS 2022



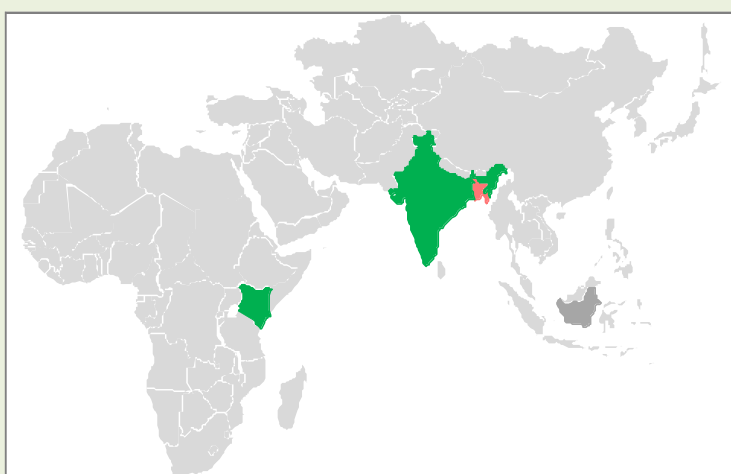
Source: S S P Corporate Services (Private) Limited

MONTHLY SRI LANKAN AVERAGE TEA SOLD PRICE(LKR/KG) VS EXCHANGE RATE (LKR PER 1 USD) 2021-2023



Source: S S P Corporate Services (Private) Limited, International Finance Statistics-Central Bank

MARKET MOVEMENT AT INTERNATIONAL AUCTION CENTERS THIS WEEK



Bangladesh



India



Kenya



Indonesia market report details were not available at the time of printing this publication.

COMMENTS

Sale	Ex-Estate		Low Grown (Leafy/Tippy)		Total	
	Qty	Demand	Qty	Demand	Qty	Demand
06	0.59 MKgs	Improved	2.1 Mkgs	Lower	4.5 Mkgs	Lower

WESTERN				
	SELECT BEST	BEST	BELOW BEST	PLAINER
BOP	↑ 100/-	↑ 50/-	Irregular	Irregular
BOPF	↑ 100/-	↑ 100/-	↑ 50/-	Firm

	NUWARA ELIYA	UDA PUSSELLAWA	UVA
BOP	↓ 50/-	↓ 100/-	↓ 100/-
BOPF	↓ 100/-	↓ 50/-	Firm

	HIGH	MEDIUM	LOW
BP1	N/A	↑ 50/-	↑ 50/-
PF1	Firm	↑ 50/-	Firm

HIGH & MEDIUM				
	SELECT BEST	BEST	BELOW BEST	OTHERS
BOP1	↓ 100/-	↓ 100/-	↓ 100/-	↓ 50/-
OP1	↓ 100/-	↓ 100/-	↓ 100/-	↓ 50/-
FBOP	↓ 150/-	↓ 100/-	↓ 100/-	↓ 100/-
FBOPF1	↓ 150/-	↓ 150/-	↓ 150/-	↓ 100/-
PEK	↓ 100/-	↓ 50/-	↓ 50/-	↓ 50/-
PEK1	↓ 50/-	↓ 50/-	↓ 50/-	↓ 50/-
OP/OPA	Firm	Firm	Firm	↓ 50/-

LEAFY / SEMI LEAFY				
	SELECT BEST	BEST	BELOW BEST	OTHERS
OP1	↑ 80/-	↑ 70/-	Firm	↓ 50/-
BOP1	↓ 100/-	↓ 80/-	↓ 70/-	↓ 60/-
OP/OPA			↑ 50/-	
PEK			↓ 100/-	
PEK1			↓ 100/-	

SMALL LEAF / TIPPY				
FBOP	↓ 50/-	↓ 40/-	↓ 50/-	↓ 80/-
FBOP1	↓ 20/-	↓ 50/-	↓ 40/-	↓ 20/-
FBOPF1	↓ 100/-	↓ 60/-	↓ 40/-	↓ 40/-

PREMIUM FLOWERY		
	FBOPFEXSP	FBOPFSP
Select Best	↑ 1500/-	↓ 1000/-
Best	Firm	↓ 500-700/-
Below Best	Firm	↓ 500/-
Others	↓ 50-100/-	↓ 100-300/-



Crude Oil

As at 08th February 2023 – USD 84.67



Mombasa Auction

Demand : Fairly good demand

Sri Lanka Tea Sale Averages for the Month of January 2023 recorded Rs.1,466.76 (USD 4.05) vis-à-vis Rs. 704.67 (USD 3.5) (+Rs.762.09) in 2022. High Grown for the month of January was Rs. 1,395.03 as against Rs.680.56 (+Rs.714.47) in 2022. Medium Grown fetched Rs. 1,242.82 vis-à-vis Rs. 626.73 (+Rs.616.09) in 2022. Low Grown recorded Rs.1,544.39 vis-à-vis Rs.733.69 (+Rs. 810.70) in 2022.

The total CTC average for the month of January 2023 recorded Rs. 1,116.60. CTC High Grown recorded Rs. 1,248.79; CTC Medium Grown were at Rs.1,113.72 whilst CTC Low Grown recorded Rs.1,076.95.

(Please refer page No.15 for more details)

CURRENCY BOARD – AS AT 08TH FEBRUARY 2023

	United States Dollars (USD)		European Community Euro (EUR)		United Kingdom pounds (GBP)	
	Corresponding		Corresponding		Corresponding	
	2023	2022	2023	2022	2023	2022
Sri Lankan Rupee	359.48	198.50	384.01	226.66	431.51	267.22

(Courtesy - Central Bank of Sri Lanka)

Indian Rupee	82.75	74.59	88.70	85.29	99.48	100.87
Kenyan Shilling	124.06	112.89	132.97	129.08	149.14	152.67
Bangladesh Taka	105.57	84.47	113.16	96.58	126.92	114.24
Indonesian Rupiah	15,151.00	14,394.30	16,239.80	16,459.00	18,214.60	19,467.30
Malawi Kwacha	1,021.86	796.48	1,095.30	910.73	1,228.49	1,077.19
Vietnam Dong	23,571.40	22,659.90	25,265.50	25,910.30	28,337.70	30,646.00

(Courtesy - Oanda Corporation)

SRI LANKA RUPEE AGAINST US DOLLAR TIME PERIOD 01/02/2023 TO 08/02/2023 (SPOT RATE)

01/02/2023	360.49	03/02/2023	360.29	07/02/2023	360.09
02/02/2023	360.41	06/02/2023	360.00	08/02/2023	359.48

(Courtesy - Central bank of Sri Lanka)

QUANTITY SOLD DURING THE PERIOD 30TH JANUARY – 04TH FEBRUARY 2023

	2023		2022	
	WEEKLY	TODATE	WEEKLY	TODATE
PRIVATE SALES	120,438	505,431	75,749	456,246
PUBLIC AUCTION	4,189,408	23,555,814	5,786,261	25,815,377
FORWARD CONTRACTS	65,000	325,088	44,220	178,620
DIRECT SALES	-	-	-	-
TOTAL	4,374,846	24,386,333	5,906,230	26,450,243
BMF EXCLUDED FROM PRIVATE SALE	45,650	270,975	138,687	921,208

TEA
TECH
TIPS



Good black tea needs to be well twisted. Worn out roller tables and battens will not produce good results.

CROP AND WEATHER (FOR THE PERIOD 30TH JANUARY – 05TH FEBRUARY 2023)

The Western planting districts experienced gloomy mornings followed by scattered showers whilst Nuwara Eliya's reported overcast conditions followed by showers. The Department of Meteorology forecasts heavy showers in the Western region.

The Uva's reported gloomy conditions. The Udapussellawa's reported dull conditions followed by rain. Scattered showers are to be expected in Uva.

The Low Grown districts reported overcast mornings followed by showers. Heavy showers are to be expected in the Ruhuna and Sabaragamuwa districts.

The Western and Nuwara Eliya districts maintained their crop intakes whilst the Uva/Udapussellawa's and the Low grown region recorded a decline.

WEATHER FORECAST (FOR THE PERIOD 09TH TO 15TH FEBRUARY 2023)

	Thu (09/02)	Fri (10/02)	Sat (11/02)	Sun (12/02)	Mon (13/02)	Tue (14/02)	Wed (15/02)
Galle	31°/26°C 	32°/25°C 	32°/27°C 	32°/27°C 	32°/26°C 	32°/27°C 	32°/27°C
Matara	31°/24°C 	32°/25°C 	33°/25°C 	34°/25°C 	33°/24°C 	33°/25°C 	34°/25°C
Ratnapura	32°/22°C 	33°/22°C 	32°/23°C 	33°/24°C 	33°/21°C 	33°/24°C 	33°/23°C
Hatton/ Talawakelle	27°/16°C 	28°/17°C 	26°/17°C 	27°/17°C 	26°/16°C 	26°/17°C 	27°/16°C

ORDER OF SALE THIS WEEK

EX EST	H/M-OFF GR & DUST	LEAFY/ SEMI LEAFY/ TIPPY/PREM & BOP1A
JK	Asia Siyaka Commodities PLC	Mercantile Produce Brokers (Pvt) Ltd
AS	Bartleet Produce Marketing (Pvt) Ltd	Bartleet Produce Marketing (Pvt) Ltd
BA	Ceylon Tea Brokers PLC	Forbes & Walker Tea Brokers (Pvt) Ltd
FW	John Keells PLC	Ceylon Tea Brokers PLC
CTB	Eastern Brokers Ltd	Eastern Brokers Ltd
ES	Forbes & Walker Tea Brokers (Pvt) Ltd	Asia Siyaka Commodities PLC
MB	Mercantile Produce Brokers (Pvt) Ltd	John Keells PLC
LC	Lanka Commodity Brokers	Lanka Commodity Brokers

CATALOGUE	LOTS	QTY (KGS)
EX-ESTATE	587	590,414
HIGH AND MEDIUM	968	407,846
LOW GROWN (LEAFY)	1,684	616,908
LOW GROWN (SEMI LEAFY)	1,342	569,789
LOW GROWN (TIPPY)	1,952	985,900
OFF GRADES + BOP1A	1,967	950,584
DUSTS	420	378,904
PREMIUM FLOWERY	366	56,972
TOTAL	9,286	4,557,317

HIGH GROWN TEAS

BOP Best westerns appreciated by Rs.100/- per kg following quality. Below best and plainer types were irregular. Nuwara Eliya's were mostly unsold. Uda Pussellawa's lost Rs.100/- per kg and mostly unsold. Uva's were firm on last.

BOPF Best Westerns gained by Rs.100/- per kg and more. Below best appreciated to a lesser extent whilst the plainer types were firm to Rs.50/- per kg dearer. Nuwara Eliya's were mostly unsold. Uda Pussellawa's declined by Rs.50/- per kg and more. Uva's were generally firm.

MEDIUM GROWN TEAS

BOPF Overall firm to easier.

BOP1/OP1 Select best, best, and below best lower by Rs.100/- per kg whilst the teas at the bottom end were easier by Rs.50/- per kg.

OP/OPA In general the market was firm, except for the teas at the lower end which dropped by Rs.50/- per kg.

PEKOE/PEKOE1 **PEK:** Select best were easier by Rs.100/- per kg whilst the others declined by Rs.50/- per kg.
PEK1: Overall, easier by Rs.50/- per kg.

FBOP/FBOPF1 **FBOP:** Select best lower by Rs.150/- per kg whilst the others declined by Rs. 100/- per kg.
FBOPF1: Select best, best, and below best lower by Rs.150/- per kg whilst the tea at the bottom end lower by Rs.100/- per kg.

CTC

HIGH GROWN **BP1** – N/A.
PF1 – Mostly firm.

MEDIUM GROWN **BP1** – Gained by Rs.50/- per kg.
PF1 – Dearer by Rs.50/- per kg

LOW GROWN **BP1** – Dearer by Rs.50/- per kg and more.
PF1 – Firm.

QUOTATIONS-HIGH GROWNS	BOP		BOPF	
BEST WESTERNS	1700	2050	1700	1900
BELOW BEST WESTERNS	1500	1650	1550	1650
PLAINER WESTERNS	1200	1480	1300	1500
NUWARA ELIYAS	1240	1500	N/A	
UDAPUSSELLAWAS	1080	1180	1060	1480
BEST UVAS	1550		1380	1480
OTHER UVAS	1160	1280	1180	1240
GOOD MEDIUMS	1400	2150	N/A	
POOR MEDIUMS	950	1380	1000	1080
QUOTATIONS – UNORTHODOX	BP1		PF1	
(CTC) CTC (High & Medium)	1060	1380	850	1380
CTC (Low)	1100	1440	1300	1900

LOW GROWN

BOP1	Few Select best were firm to lower, whilst best, below best and poorer sorts declined.
OP1	Select best together with best and below best were firm. Teas at the bottom were firm to dearer.
OP	Well-made varieties were firm to easier, whilst all others maintained.
OPA	Select best were firm to lower, whilst best and below best held firm. Teas at the lower end were firm to dearer.
PEKOE/PEKOE1	Select best teas together with full range of bold PEKs declined. Cleaner below best and the rest were firm to lower.
FBOP/FBOP1	Select best and best were firm, whilst others had a lower market.
BOP	A few well-made invoices held firm, whilst others were easier.
BOPF	In general, firm to dearer.
FBOPF/FBOPF1	Select best and best declined, whilst the below best and bottom too eased.

QUOTATIONS	SELECT BEST	BEST	BELOW BEST	OTHER
BOP1	2,200-3,550	1,500-1,800	1,200-1,400	800-1,000
OP1	2,200-3,500	1,800-2,000	1,400-1,600	700-1,200
OP	1,900-2,400	1,500-1,800	1,300-1,500	700-1,100
OPA	1,800-2,250	1,500-1,800	1,300-1,500	700-1,100
PEKOE	1,800-2,900	1,500-1,700	1,300-1,500	800-1,100
PEKOE1	2,000-2,700	1,600-1,800	1,300-1,500	800-1,100
FBOP1	1,800-2,050	1,400-1,700	720-1300	Below 900
FBOP	2,100-3,000	1,600-2,000	980-1,500	Below 920
BOP	2,200-2,750	1,600-2,100	900-1,500	Below 880
BOPF	1,800-2,450	1,400-1,700	920-1,300	Below 900
FBOPF1	1,800-2,450	1,200-1,700	920-1,000	Below 900
FBOPF	1,800-2,400	1,300-1,700	920-1,200	Below 880
FFSP/FFEXSP/FFEXSP1	5,000-6,950	4,600-6,000	3,600-4,500	Below 3,500

OFF GRADES

FGS/FGS1 High grown varieties maintained. Medium and low grown were firm to Rs. 20/- per kg dearer. CTC's gained by Rs. 20-30/- per kg.

BM/BP **BM** – Best were firm. Below best and bottom remained unchanged.

BP – Declined by Rs. 40-60/- per kg.

BOP1A Select best declined by Rs.50/- per kg. Best were irregular. Below best varieties were dearer by Rs. 20-30/- per kg. Teas at the bottom were firm to dearer.

	HIGH		MEDIUM		LOW	
BETTER FNGS	1200	1480	900	1000	1000	1280
OTHER FNGS	640	1120	590	890	490	980
P.FGS (CTC)	N/A		760	980	620	1460
BP	590	1040	610	1420	500	1420
BM	680	900	660	920	530	1500
BOP1A	820	1180	850	1400	750	1750

DUST

DUST1 Best high grown and below best were firm to Rs. 50-80/- per kg dearer. CTC's gained by Rs. 40-50/- per kg. Best low grown appreciated by Rs. 50-80/- per kg. Below best Low grown maintained.

DUST Cleaner secondaries firm. Low grown were irregular.

	HIGH		MEDIUM		LOW	
PRIMARY DUSTS	1550	2050	950	1200	950	1600
SECONDARY DUSTS	1200	1500	800	900	750	850
PDUST (CTC)	1180	1440	1100	1460	1350	1950

TOP PRICES - SALE NO. 06 OF 07TH / 08TH FEBRUARY 2023

WESTERN MEDIUM			
Harangalla	BOP	2,150.00	
Nayapane	BOPSp	1,500.00	
Uplands	BOPF/BOPFSp	1,400.00	
Harangalla	BOP1	1,800.00	
Craighead	FBOP/FBOP1	2,200.00	
Doombagastalawa	FBOP/FBOP1	2,200.00	
Dartry Valley	FBOPF/FBOPF1	1,850.00	
New Fernland	OP/OPA	1,700.00	
Dartry Valley	OP/OPA	1,700.00	
Craighead	OP1	2,000.00	
Harangalla	PEK/PEK1	2,300.00	
WESTERN HIGH			
Holyrood	BOP	2,050.00	
Somerset	BOPSp	1,700.00	
Somerset	BOPF	1,900.00	
Inverness	BOP1	1,600.00	
Weddemulla	BOP1	1,260.00	@
Torrington	FBOP/FBOP1	1,650.00	
Frotoft Super	FBOP/FBOP1	1,600.00	@
Frotoft Super	FBOPF/FBOPF1	1,550.00	@
St Andrews	FBOPF/FBOPF1	1,550.00	
Bogahawatte	FBOPF/FBOPF1	1,500.00	@
St Andrews	FBOPF/FBOPF1	1,500.00	
Torrington	OP/OPA	1,800.00	
Venture	OP1	1,750.00	
Frotoft Super	PEK/PEK1	2,000.00	@
NUWARA ELIYA			
Lovers Leap	BOP	1,500.00	
Mahagastotte	FBOP/FBOP1	2,050.00	
Lovers Leap	PEK/PEK1	1,750.00	
UDA PUSSELLAWAS			
Ragalla	BOP	1,180.00	
Delmar	BOPSp	1,240.00	
Kirklees	BOPF/BOPFSp	1,480.00	
Delmar	BOP1	1,700.00	
Alma	FBOP/FBOP1	1,600.00	@
Alma	FBOPF/FBOPF1	1,550.00	@
Alma	OP	1,550.00	@
Alma	OPA	1,550.00	@
Gampaha	OPA	1,550.00	
Delmar	OP1	1,100.00	
Gampaha	PEK/PEK1	2,100.00	

UVA MEDIUM			
Halpewatte Uva	BOP	1,650.00	
Demodera 'S'	BOPSp	1,160.00	
Dickwella	BOPF/BOPFSp	1,550.00	
El Teb	BOPF/BOPFSp	1,550.00	
Misty-Uva	BOP1	1,750.00	
Halpewatta Uva	FBOP/FBOP1	2,150.00	
Glen Alpin	FBOPF/FBOPF1	1,550.00	
Sarnia Plaiderie	FBOPF/FBOPF1	1,550.00	
Glen Alpin	OP/OPA	1,750.00	
High Spring	OP1	1,700.00	
Dickwella	PEK/PEK1	2,150.00	
Telbedde	PEK/PEK1	2,150.00	
UVA HIGH			
Aislaby	BOP	1,500.00	
Ranaya	BOPSp	1,480.00	@
Bandaraeliya	BOPF/BOPFSp	1,550.00	
Spring Valley	BOP1	1,500.00	
Ranaya	FBOP/FBOP1	1,900.00	@
Glenanore	FBOPF/FBOPF1	1,700.00	
Ranaya	FBOPF/FBOPF1	1,600.00	@
Craig	OP/OPA	1,700.00	
Uvakellie	OP1	1,800.00	
Ampittiakande	PEK/PEK1	2,000.00	
Craig	PEK/PEK1	2,000.00	
Glenanore	PEK/PEK1	2,000.00	
Ranaya	PEK/PEK1	1,950.00	@
UNORTHODOX HIGH			
Dunsinane CTC	PF1	1,340.00	
UNORTHODOX MEDIUM			
Rothschild CTC	PF1	1,380.00	
Rothschild CTC	PF1	1,340.00	@
New Peacock CTC	PF1	1,340.00	
Delta CTC	BP1	1,380.00	
Donside CTC	BPS	1,160.00	
UNORTHODOX LOW			
Kalubowitiyana CTC	PF1	1,900.00	
Ceciliyan CTC	BP1	1,440.00	
Canora CTC	BPS	940.00	

TOP PRICES - SALE NO. 06 OF 07TH / 08TH FEBRUARY 2023

LOW GROWN				DUSTS			
Ceciliyan	BOP1	3,350.00		Mattakelle	DUST1	2,050.00	
Sithaka	BOP1	3,350.00		Ceciliyan CTC	PD	1,950.00	
Lumbini	OP1	3,500.00					
Galatara	OP	2,400.00		PREMIUM FLOWERY			
Dampahala	OP	2,250.00		Wikiliya	FBOPFSp	5,050.00	
Samwin	OP	2,150.00	@	Lickra	FBOPFExSp	7,650.00	@
A C U Super	OPA	2,250.00	@	Nilgiri	FBOPFExSp	6,300.00	@
Mulatiyana Hills	OPA	2,200.00	@	New Falcon Lanka	FBOPFExSp	5,550.00	
Lumbini	OPA	2,200.00		Brombil	FBOPFExSp1	6,950.00	@
Captain Garden	OPA	2,200.00					
Liyonta	OPA	2,200.00		OFF GRADES			
Green House	OPA	2,200.00		Forest Creek	FGS/FGS1	1,480.00	@
Liyonta	PEK	2,900.00		Shannon	FGS/FGS1	1,480.00	
A C U Super	PEK1	2,700.00	@	Holyrood	FGS/FGS1	1,480.00	
New J.S.P	PEK1	2,500.00	@	Somerset	FGS/FGS1	1,480.00	
Matuwagalla Super	PEK1	2,500.00	@	Dessford	FGS/FGS1	1,480.00	
Sihara	PEK1	2,500.00	@	Kotiyagalla	FGS/FGS1	1,440.00	
H P P Tea	PEK1	2,500.00		Wanarajah	FGS/FGS1	1,440.00	
Galatara	PEK1	2,500.00		Fairlawn	FGS/FGS1	1,440.00	
Hidellana	PEK1	2,500.00		Lethenty	FGS/FGS1	1,440.00	
Ransavi	PEK1	2,450.00	@	Mattakelle	FGS/FGS1	1,440.00	
Menikkanda	PEK1	2,450.00	@	Stonycliff	FGS/FGS1	1,420.00	@
Andaradeniya Super	PEK1	2,450.00		Wanarajah	FGS/FGS1	1,420.00	
Selna	PEK1	2,450.00		Clydesdale	FGS/FGS1	1,420.00	
Pothotuwa	BOP	2,750.00		Agra Ouvah	FGS/FGS1	1,420.00	
Rumassala Hills	BOPSp	2,600.00	@	Yuillefield	FGS/FGS1	1,420.00	
Wathurawila	BOPSp	2,450.00	@	Drayton	FGS/FGS1	1,420.00	
Sithaka	BOPF	2,450.00		Fetteresso	FGS/FGS1	1,420.00	
Kiruwaganga	BOPFSp	2,700.00		Campion	FGS/FGS1	1,420.00	
Makandura	BOPFSp	2,250.00		Mooloya	FGS/FGS1	1,420.00	
Thundola Ella	BOPFSp	2,200.00	@	Hingalgoda CTC	PF	1,460.00	
Makandura	BOPFSp	2,200.00		Wathurawila	BM	1,500.00	@
Sithaka	FBOP	3,000.00		Maratenne	BP	1,420.00	
Pothotuwa	FBOP	2,850.00		Liyonta	BP	1,420.00	
Nilgiri	FBOP	2,500.00	@	Aldora	BOP1A	1,750.00	
Gangaboda	FBOP1	2,050.00	@				
Sirimewana	FBOPF	2,400.00	@				
Gunawardana	FBOPF	2,400.00					
Ceyenta	FBOPF	2,200.00					
Sihara	FBOPF	2,150.00	@				
Himara	FBOPF	2,150.00	@				
Ceciliyan	FBOPF	2,150.00					
Wathurawila	FBOPF1	2,450.00	@				
Pothotuwa	FBOPF1	2,350.00					
Makandura	FBOPF1	2,350.00					
Galatara	FBOPF1	2,350.00					
Lumbini	FBOPF1	2,300.00	@				

FUTURE SALES INFORMATION

SALE NO 07 OF 14TH / 15TH FEBRUARY 2023

EX-ESTATE	H/M-OFF GR & DUST	LEAFY/ SEMI LEAFY/ TIPPY/PREM & BOP1A
AS	Bartleet Produce Marketing (Pvt) Ltd	Bartleet Produce Marketing (Pvt) Ltd
BA	Ceylon Tea Brokers PLC	Forbes & Walker Tea Brokers (Pvt) Ltd
FW	John Keells PLC	Ceylon Tea Brokers PLC
CTB	Eastern Brokers Ltd	Asia Siyaka Commodities PLC
ES	Forbes & Walker Tea Brokers (Pvt) Ltd	John Keells PLC
MB	Mercantile Produce Brokers (Pvt) Ltd	Eastern Brokers Ltd
LC	Lanka Commodity Brokers	Lanka Commodity Brokers
JK	Asia Siyaka Commodities PLC	Mercantile Produce Brokers (Pvt) Ltd

Buyers Prompt: 21.02.2023

Sellers Prompt: 22.02.2023

AWAITING SALE - CATALOGUE DETAILS

	SALE OF 14TH / 15TH FEB 2023		SALE OF 21ST / 22ND FEB 2023	
	LOTS	QTY(KGS)	LOTS	QTY(KGS)
EX-ESTATE	692	704,673.0	707	739,541
HIGH AND MEDIUM	1,220	527,550	1,233	523,284
LOW GROWN (LEAFY)	1,744	636,813	1,739	627,392
LOW GROWN (SEMI LEAFY)	1,485	627,830	1,516	659,185
LOW GROWN (TIPPY)	2,166	1,111,100	2,047	1,028,044
OFF GRADES+BOP1A	1,942	955,699	1,899	928,825
DUSTS	453	426,975	465	428,132
PREMIUM FLOWERY	456	80,001	407	65,401
TOTAL	10,158	5,070,640.5	10,013	4,999,803.5
MAIN SALE & EX ESTATE CLOSED ON	26TH JANUARY 2023		02ND FEBRUARY 2023	

SALE NO.09 – 28TH FEBRUARY / 01ST MARCH 2023

Ex-Estate catalogue and Main Sale catalogues are scheduled to be closed on the 09th February 2023.

SALE NO.10 – 07TH / 08TH MARCH 2023

Ex-Estate catalogue and Main Sale catalogues are scheduled to be closed on the 16th February 2023.

SALE NO.11 – 14TH / 15TH MARCH 2023

Ex-Estate catalogue and Main Sale catalogues are scheduled to be closed on the 23rd February 2023.

ELEVATION WISE – STATISTICS – COLOMBO AUCTION AVERAGES

Elevation	LAST WEEK (RS)	WEEK BEFORE LAST (RS)	LAST YEAR (RS)	YEAR BEFORE (RS)
	Sale- 30.01.2023	Sale- 24.01.2023	Corres 2022	Corres 2021
Uva High	1177.15	1225.49	643.01	574.13
Western High	1445.08	1465.12	730.84	620.93
CTC High	1230.11	1224.88	613.96	575.70
Total High Grown	1380.23	1401.13	709.72	608.64
Uva Medium	1222.45	1240.44	652.66	575.56
Western Medium	1191.19	1228.99	658.25	563.84
CTC Medium	1095.62	1135.89	556.62	534.80
Total Medium Grown	1199.40	1232.57	656.82	567.18
Orthodox Low	1572.63	1586.27	781.38	665.75
CTC Low	1054.83	1051.16	541.63	539.21
Total Low Grown	1547.93	1556.48	765.91	657.08
TOTAL	1465.40	1475.79	734.61	632.24

Elevation	LAST WEEK (\$)	WEEK BEFORE LAST (\$)	LAST YEAR (\$)	YEAR BEFORE (\$)
	Sale- 30.01.2023	Sale- 24.01.2023	Corres 2022	Corres 2021
Uva High	3.25	3.38	3.20	3.01
Western High	3.99	4.05	3.63	3.25
CTC High	3.40	3.38	3.05	3.01
Total High Grown	3.81	3.87	3.53	3.19
Uva Medium	3.38	3.43	3.24	3.01
Western Medium	3.29	3.39	3.27	2.95
CTC Medium	3.03	3.14	2.77	2.80
Total Medium Grown	3.31	3.40	3.26	2.97
Orthodox Low	4.34	4.38	3.88	3.49
CTC Low	2.91	2.90	2.69	2.82
Total Low Grown	4.27	4.30	3.81	3.44
Weekly Total (USD)	4.05	4.07	3.65	3.31
Exchange Rate (LKR)	362.14	362.16	201.19	190.98

Elevation	TODATE 2020 (RS)	TODATE 2021 (RS)	TODATE 2022 (RS)	TODATE 2020 (\$)	TODATE 2021 (\$)	TODATE 2022 (\$)
Uva High	578.07	629.26	1245.55	3.02	3.11	3.41
Western High	626.90	723.42	1483.00	3.28	3.57	4.06
CTC High	585.16	623.74	1239.62	3.06	3.08	3.39
Total High Grown	614.00	694.82	1419.04	3.21	3.43	3.88
Uva Medium	593.42	649.10	1269.07	3.10	3.21	3.47
Western Medium	576.62	628.94	1237.85	3.02	3.11	3.38
CTC Medium	552.21	541.92	1121.90	2.89	2.68	3.07
Total Medium Grown	581.77	635.21	1247.04	3.04	3.14	3.41
Orthodox Low	679.23	760.67	1590.81	3.55	3.76	4.35
CTC Low	551.34	532.44	1073.86	2.88	2.63	2.94
Total Low Grown	669.76	744.53	1562.57	3.50	3.68	4.27
TOTAL	643.63	716.13	1486.12	3.37	3.54	4.06
Cumulative Sale Averages – 1 USD= Rs. (Monthly Weighted Average)				191.23	202.52	365.69

(Source: MSL/ CBSL)

WORLD TEA PRODUCTION (IN MILLION KILOS)

Country	Month	Month		To-date		Diff(+/-)
		2021	2022	2021	2022	2021 vs 2022
Sri Lanka	Dec	20.52	19.5	299.49	251.49	-48
Bangladesh	Dec	6.93	7.78	96.51	93.83	-2.68
North India	Dec	50.8	48	1108	1110.4	2.4
South India	Dec	15	14.4	235	230.1	-4.9
Malawi	Nov	1.41	1.69	46.81	43.13	-3.95
Kenya	Nov	50.7	49.2	485.3	478	-7.3

(Source: Africa Tea Brokers/National Brokers Ltd)

MOMBASA AUCTION OF 06TH, 07TH & 08TH FEBRUARY 2023

There was fairly good demand for the 252,998 packages (16,995,745.00 kilos) on offer with 37.14% neglected.

Egyptian Packers, Afghanistan and Iran lent more support with Sudan, UK, Yemen, other Middle Eastern countries and Russia maintaining useful enquiry. Bazaar showed some interest while Pakistan Packers, Kazakhstan and other CIS states were less active. Local Packers maintained support with Somalia active at the lower end of the market.

BP1: Best – Saw very irregular activity where some teas were steady to USC64 above last prices while others shed up to USC112. Brighter – There was improved interest at firm to USC20 dearer but a few teas shed up to USC5. Mediums – KTDA mediums were steady to USC18 dearer with plantation mediums irregular ranging between firm to USC20 dearer and select lines advanced by up to USC38 above last rates to easier by up to USC23. Lower Mediums – Were irregularly dearer by up to USC40. Plainer – Steady to USC18 above last levels.

PF1: Best – Were irregular but mainly steady to dearer by USC18 with some teas easier by up to USC23. Brighter – Firm to USC18 above previous prices. Mediums – KTDA mediums were irregular varying between steady to USC9 dearer to easier by USC10; plantation mediums ranged between firm to USC9 dearer to easier by up to USC17. Lower Mediums – Varied between steady to USC18 above last rates to easier by USC30. Plainer – Advanced by up to USC14 but a few teas lost up to USC6.

PDUST: Best – Met irregular interest and varied between firm to USC12 dearer to easier by up to USC13. Brighter – Ranged between steady to USC10 dearer to USC18 below last prices. Mediums – KTDA mediums held value at previous levels while plantation mediums appreciated by up to USC12. Lower Medium – Were irregular at firm to USC19 dearer to easier by up to USC20. Plainer – Saw good absorption but were irregular varying between steady to USC12 dearer with select invoices advancing by USC25 to easier by up to USC16.

DUST1: Best – Mostly firm to USC6 above last rates but some teas shed up to USC8. Brighter – Steady to USC6 dearer. Mediums – KTDA mediums were irregular varying between firm to USC9 dearer to easier by up to USC8 with many invoices remaining unsold. Plantation mediums were steady at previous prices but some lines lost USC22. Lower Medium – Were irregularly dearer by up to USC18, some lines however were discounted by USC2 to USC7. Plainer – Were well competed for and appreciated by up to USC19 but a few teas shed up to USC5.

(Courtesy -Africa Tea Brokers Limited)

BANGLADESH AUCTION OF 06TH FEBRUARY 2023

CTC LEAF: 50,621 packages of Current Season teas on offer met with much less demand with heavy withdrawals.

BROKEN: There were only a few clean Broken on offer which met with a strong demand and sold in line with quality. Other varieties where quality declined met with a limited demand and where sold recorded a drop in price. There were very heavy withdrawals in this category. Poor varieties met with limited enquiry and were generally withdrawn without bids. BLFs met with a fairly good interest at steady rates. However, there were withdrawals.

FANNINGS: Once again only a small weight of clean Fannings were available for sale which met with quite a strong demand and were generally firm to slightly easier. Other varieties witnessed a limited demand and where sold recorded a fair decline in price. There were again quite heavy withdrawals in this category. Plain poor varieties were generally neglected with heavy withdrawals. BLF teas met with a fairly good demand and were generally firm to occasionally dearer.

CTC DUST: 11,365 packages of Current Season teas on offer met with a fair demand. Bright liquoring Dusts met with fairly good demand. Mediums met with only fair demand and had some withdrawals. Plain and BLF Dusts were again an easier market with fair withdrawals. Blenders were fairly active with some interest from the Loose tea buyers.

COMMENTS: Bulk of the offerings were end of season varieties which were mostly discriminated against owing to lack of demand for these types. Blenders lent fairly good support for clean varieties whereas Loose tea buyers operated at the lower end of the market. Withdrawals were heavy this week with a decline in the average price. Dusts were an easier market with some withdrawals.

(Courtesy - National Brokers Limited)

KOLKATA AUCTION OF 07TH FEBRUARY 2023

Good demand at irregularly easier levels closely following quality for teas sold so far. W I operating. HUL operating. TCPL operating. Exporters selective. Local Buyers operating. Based on AB's Catalogue.

(Courtesy - Associated Brokers (Pvt) Ltd., Kolkata)

MALAWI AUCTION OF 08TH FEBRUARY 2023

Low demand continued for the 2320 packages on offer.

BP1 - Some invoices were taken out under bids, balance were neglected.

PF1SC - N/A.

PF1 - Few lines on offer were taken out under bids.

PD - Few lines available sold firm on last.

Secondaries - Lower end F2 tended firm where sold, balance were generally neglected of low quality.

(Courtesy - Tea Brokers Central Africa Limited)

JAKARTA /GUWAHATI AUCTION

The above market report details were not available at the time of printing this publication.

Sri Lanka Tea Sale Averages - Sub Elevation Wise – Month of January 2023

(Excluding Black tea sales from refuse tea processing centres, Organic tea sales and Green tea sales)

Combined Averages (Orthodox & CTC)

ELEVATION	JANUARY 2023	JANUARY 2022
UVA HIGH	1,249.28	626.07
WESTERN HIGH	1,488.32	722.80
TOTAL HIGH GROWN	1,422.07	691.26
UVA MEDIUM	1,253.23	642.39
WESTERN MEDIUM	1,238.70	617.48
TOTAL MEDIUM GROWN	1,243.06	625.83
LOW GROWN	1,549.97	735.61
TOTAL	1,477.53	708.58

CTC Averages

ELEVATION	JANUARY 2023	JANUARY 2022
CTC HIGH	1,248.79	623.22
CTC MEDIUM	1,113.72	535.12
CTC LOW	1,076.95	528.42
CTC TOTAL	1,116.60	546.28

Orthodox Averages

ELEVATION	JANUARY 2023	JANUARY 2022
UVA HIGH	1,248.08	627.27
WESTERN HIGH	1,516.79	733.94
TOTAL HIGH GROWN	1,438.23	698.02
UVA MEDIUM	1,253.23	642.39
WESTERN MEDIUM	1,291.31	654.32
TOTAL MEDIUM GROWN	1,276.88	649.29
LOW GROWN	1,592.89	755.65
TOTAL	1,518.82	728.25

Sri Lanka Tea Sale Averages - Elevation Wise – Month of January 2023

(Including Black tea sales from refuse tea processing centres, Organic tea sales and Green tea sales)

ELEVATION	JANUARY			
	2023		2022	
	LKR	USD	LKR	USD
HIGH GROWN	1,395.03	3.85	680.56	3.38
MEDIUM GROWN	1,242.82	3.43	626.73	3.11
LOW GROWN	1,544.39	4.26	733.69	3.64
TOTAL	1,466.76	4.05	704.67	3.50

(Source: SLTB / CBSL)