



**Ceylon Tea
Brokers**

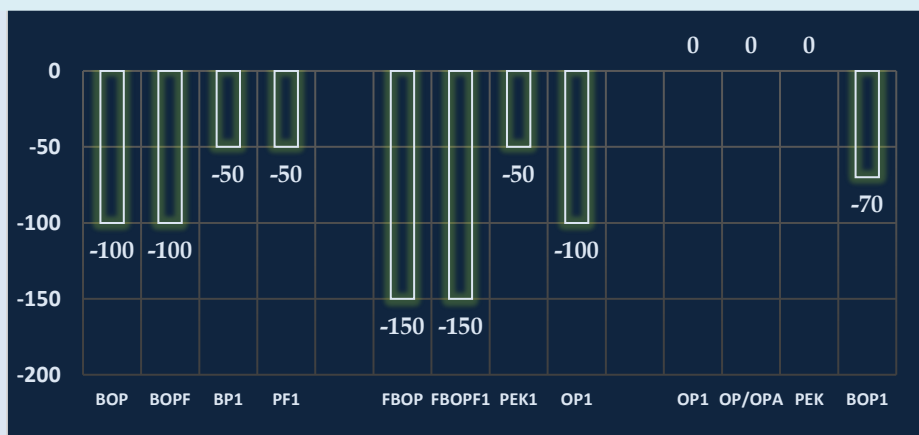


MARKET SNAPSHOT

SALE NO. 05 OF 30TH / 31ST JANUARY 2023

CEYLON TEA BROKERS PLC
Level 7, Millenium House, No.46/58, Nawam Mawatha, Colombo 2
Tel: 011-460777 Fax: 011-4607788
Email: general@ceylontebrokers.com
Web: www.ceylontebrokers.com

Ex-Estate met with fair demand at easier rates whilst there was lower demand for Low Grown.



EX-ESTATE

MEDIUM

LOW GROWN

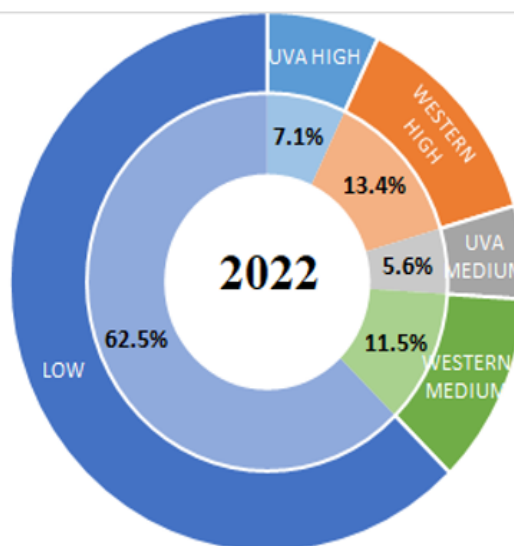
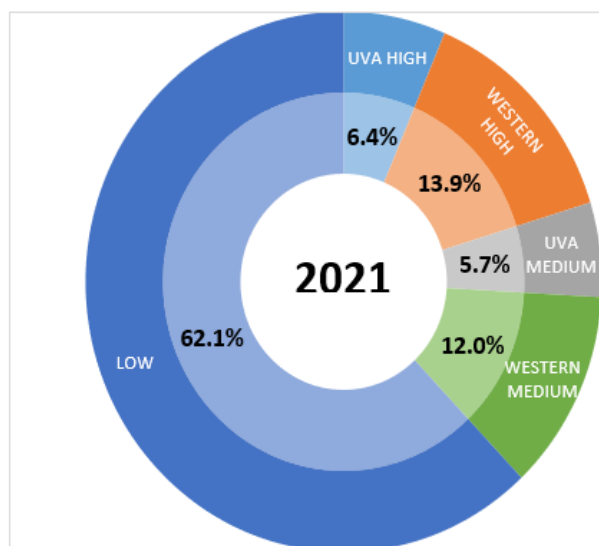
Currency - 31st January
LKR/USD 360.49

January (04th Sale)
National Average
Rs. 1480.71

Elevation Average

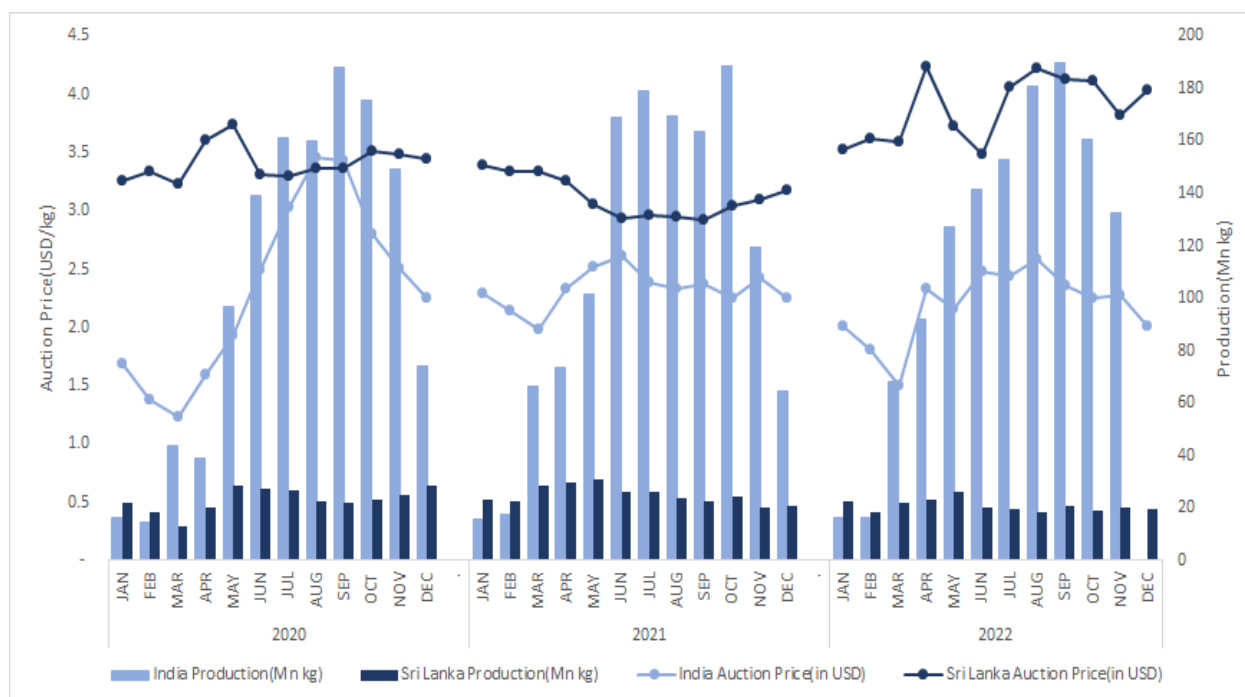
ELV	RS	USD
High	1,430.37	3.69
Medium	1,249.14	3.24
Low	1,552.85	3.99

COMPOSITION OF ELEVATION WISE SRI LANKA TEA SOLD QUANTITY 2021 VS 2022



Source: MSL

MONTHLY SRI LANKA, INDIA TEA AUCTION PRICE & TEA PRODUCTION 2020 - 2022



Source: India Tea Board, SLTB, S S P, International Finance Statistics-Central Bank

MARKET MOVEMENT AT INTERNATIONAL AUCTION CENTERS THIS WEEK



Bangladesh



India, Kenya & Indonesia

Due to the advancement of Tea Auctions in Colombo this week reports of the above Auction Centres were not available at the time of printing this publication.

COMMENTS

Sale	Ex-Estate		Low Grown (Leafy/Tippy)		Total	
	Qty	Demand	Qty	Demand	Qty	Demand
05	0.75 MKGs	Fair demand at lower rates	2.2 Mkgs	Lower	5.0 Mkgs	Lower

WESTERN				
	SELECT BEST	BEST	BELOW BEST	PLAINER
BOP	↓ 50/-	↓ 100/-	↓ 200/-	↓ 200/-
BOPF	↓ 50/-	Firm	↓ 100/-	↓ 100/-

	NUWARA ELIYA	UDA PUSSELLAWA	UVA
BOP	↓ 100/-	↓ 100/-	↓ 100/-
BOPF	↓ 200/-	↓ 100/-	↓ 100/-

	HIGH	MEDIUM	LOW
BP1	N/A	Irregular	Firm
PF1	↓ 50/-	↓ 50/-	Firm

HIGH & MEDIUM				
	SELECT BEST	BEST	BELOW BEST	OTHERS
BOP1	Firm	↓ 50/-	↓ 50/-	↓ 50/-
OP1	↓ 100/-	↓ 150/-	↓ 150/-	↓ 50/-
FBOP	↓ 150/-	↓ 100/-	↓ 100/-	↓ 100/-
FBOPF1	↓ 200/-	↓ 150/-	↓ 100/-	↓ 100/-
PEK	↓ 50/-	Firm	Firm	Firm
PEK1	↓ 50/-	↓ 50/-	Firm	Firm
OP/OPA	↓ 50/-	↓ 50/-	Firm	Firm

LEAFY / SEMI LEAFY				
	SELECT BEST	BEST	BELOW BEST	OTHERS
OP1	Firm	Firm	Firm	Firm
BOP1	↓ 50/-	↓ 50/-	↓ 50/-	↓ 50/-
OP/OPA	Firm			
PEK	Firm			
PEK1	↓ 50/-			

SMALL LEAF / TIPPY				
FBOP	↓ 100/-	↓ 50/-	↓ 50/-	↓ 40/-
FBOP1	↓ 200/-	↓ 100/-	↓ 50/-	↓ 50/-
FBOPF1	↓ 100/-	↓ 100/-	↓ 150/-	↓ 50/-

PREMIUM FLOWERY		
	FBOPFEXSP	FBOPFSP
Select Best	↓ 1000-1500/-	↓ 1000-1500/-
Best	↓ 1000/-	↓ 800-1000/-
Below Best	↓ 400-800/-	↓ 800-1000/-
Others	↓ 500/-	↓ 1000/-



Crude Oil
As at 31st January 2023 – USD 84.05

HOLIDAY NOTICE – CEYLON TEA BROKERS

Please note our Head Office, Warehouse & Sample Room will be closed for business on the following days:
Half-holiday on Friday 03rd February 2023 (Additional holiday in lieu of Independence Day)
Saturday 04th February 2023 - Independence Day

HOLIDAY NOTICE

FINLAYS WAREHOUSE

Please note that Finlays Warehouse will be closed for business on 03rd February 2023 at 12.30 pm, additional holiday due to 04th February (National day) falling on Saturday.

JOHN KEELLS WAREHOUSE

John Keells warehouse will be closed for business on 03rd February 2023 an additional half day in lieu of the Independence Day falling on Saturday.

CURRENCY BOARD – AS AT 31ST JANUARY 2023

	United States Dollars (USD)		European Community Euro (EUR)		United Kingdom pounds (GBP)	
	Corresponding		Corresponding		Corresponding	
	2023	2022	2023	2022	2023	2022
Sri Lankan Rupee	360.49	198.50	388.93	221.00	443.40	264.95

(Courtesy - Central Bank of Sri Lanka)

Indian Rupee	81.54	74.92	88.64	83.51	100.92	100.37
Kenyan Shilling	123.37	113.15	134.11	126.14	152.70	151.60
Bangladesh Taka	104.38	84.30	113.48	93.97	129.20	112.95
Indonesian Rupiah	14,976.30	14,375.90	16,281.10	16,025.70	18,537.30	19,261.20
Malawi Kwacha	1,015.44	800.25	1,103.91	892.09	1,256.88	1,072.19
Vietnam Dong	23,460.20	22,645.00	25,504.20	25,243.80	29,038.40	30,340.50

(Courtesy - Oanda Corporation)

SRI LANKA RUPEE AGAINST US DOLLAR TIME PERIOD 26/01/2023 TO 31/01/2023 (SPOT RATE)

26/01/2023	360.49	30/01/2023	360.45
27/01/2023	360.49	31/01/2023	360.49

(Courtesy - Central bank of Sri Lanka)

QUANTITY SOLD DURING THE PERIOD 23RD- 28TH JANUARY 2023

	2023		2022	
	WEEKLY	TODATE	WEEKLY	TODATE
PRIVATE SALES	67,632.50	384,993.10	92,815.75	380,497.25
PUBLIC AUCTION	5,653,872.00	19,364,966.00	6,401,445.00	20,029,116.00
FORWARD CONTRACTS	72,760.00	260,088.00	47,540.00	134,400.00
DIRECT SALES	-	-	-	-
TOTAL	5,794,264.50	20,010,047.10	6,541,800.75	20,544,013.25
BMF EXCLUDED FROM PRIVATE SALE	63,442.00	225,325.00	169,275.00	782,521.00

TEA
TECH
TIPS



Increase or decrease grade extraction by adjusting the slope of the sifter trays.

CROP AND WEATHER (FOR THE PERIOD 23RD – 29TH JANUARY 2023)





























The Western planting districts experienced gloomy conditions whilst the Nuwara Eliya's reported bright morning followed by showers. The Department of Meteorology forecasts strong winds in the Western region and heavy showers in Nuwara Eliya.

The Uva/Udapussellawa's reported dull conditions followed by chilly evenings. Heavy showers and strong winds are to be expected in Uva.

The Low Grown districts reported bright weather. Strong winds are to be expected in the Ruhuna and Sabaragamuwa districts.

All districts maintained their crop intakes.

WEATHER FORECAST (FOR THE PERIOD 03RD TO 09TH FEBRUARY 2023)

	Thu (03/02)	Fri (04/02)	Sat (05/02)	Sun (06/02)	Mon (07/02)	Tue (08/02)	Wed (09/02)
Galle	32°/23°C 	32°/23°C 	32°/23°C 	33°/23°C 	32°/23°C 	31°/22°C 	33°/23°C 
Matara	33°/22°C 	32°/22°C 	32°/22°C 	32°/22°C 	32°/23°C 	32°/22°C 	32°/22°C 
Ratnapura	35°/19°C 	34°/19°C 	33°/19°C 	35°/19°C 	34°/21°C 	33°/19°C 	35°/19°C 
Hatton/ Talawakelle	28°/14°C 	27°/14°C 	26°/12°C 	28°/14°C 	27°/14°C 	27°/15°C 	27°/15°C 

ORDER OF SALE THIS WEEK

EX EST	H/M-OFF GR & DUST	LEAFY/ SEMI LEAFY/ TIPPY/PREM & BOP1A
LC	Lanka Commodity Brokers	Lanka Commodity Brokers
JK	Asia Siyaka Commodities PLC	Mercantile Produce Brokers (Pvt) Ltd
AS	Bartleet Produce Marketing (Pvt) Ltd	Bartleet Produce Marketing (Pvt) Ltd
BA	Ceylon Tea Brokers PLC	Eastern Brokers Ltd
FW	John Keells PLC	Forbes & Walker Tea Brokers (Pvt) Ltd
CTB	Eastern Brokers Ltd	Ceylon Tea Brokers PLC
ES	Forbes & Walker Tea Brokers (Pvt) Ltd	Asia Siyaka Commodities PLC
MB	Mercantile Produce Brokers (Pvt) Ltd	John Keells PLC

CATALOGUE	LOTS	QTY (KGS)
EX-ESTATE	689	745,187
HIGH AND MEDIUM	1,209	496,164
LOW GROWN (LEAFY)	1,787	661,581
LOW GROWN (SEMI LEAFY)	1,367	584,852
LOW GROWN (TIPPY)	2,051	1,040,350
OFF GRADES + BOP1A	2,005	1,008,892
DUSTS	453	421,637
PREMIUM FLOWERY	461	74,682
TOTAL	10,022	5,033,345

HIGH GROWN TEAS

BOP Best westerns were lower by Rs.50-100/- per kg. Below best and plainer teas lost Rs.200/- per kg on last. Nuwara Eliya's were easier by Rs.100/- per kg. Uda Pussellawa's were mostly unsold. Uva's declined by Rs.100/- per kg and more.

BOPF Best Westerns were easier by Rs.50-100/- per kg. Below best declined by Rs.100/- per kg. Plainer types declined further. Nuwara Eliya's shed by Rs.200/- per kg. Uda Pussellawa's were easier by Rs.100/- per kg and more. Uva's too followed a similar trend.

MEDIUM GROWN TEAS

BOPF In general, firm to easier.

BOP1/OP1 **BOP1:** Select best were firm whilst all others eased by Rs. 50/- per kg.
OP1: Select best dropped by Rs. 100/- per kg whilst the Best & below best lower by Rs. 50/- per kg. Teas at the lower end shed by Rs.50/- per kg.

OP/OPA Select best and best declined by Rs. 50/- per kg, whilst others maintained.

PEKOE/PEKOE1 **PEK:** Select best were easier by Rs. 50/- per kg whilst the others held firm.
PEK1: Select best and best declined by Rs. 50/- per kg, whilst others maintained.

FBOP/FBOPF1 **FBOP:** Select best lower by Rs. 150/- per kg whilst the others declined by Rs. 100/- per kg.
FBOPF1: Select best lower by Rs. 200/- per kg whilst best were easier by Rs. 150/- per kg. Below best and the teas at the lower end dropped by Rs. 100/- per kg.

CTC

HIGH GROWN **BP1** – Hardly any offerings.
PF1 – Declined by Rs.50/- per kg.

MEDIUM GROWN **BP1** – Irregular.
PF1 – Easier by Rs.50/- per kg.

LOW GROWN **BP1** – Maintained.
PF1 – Firm.

QUOTATIONS-HIGH GROWNS	BOP		BOPF	
BEST WESTERNS	1600	1750	1600	1700
BELOW BEST WESTERNS	1460	1550	1460	1550
PLAINER WESTERNS	1300	1440	1400	1440
NUWARA ELIYAS	N/A		N/A	
UDAPUSSELLAWAS	1080		1100	1460
BEST UVAS	1200	1360	1380	1480
OTHER UVAS	1000	1100	1180	1280
GOOD MEDIUMS	1460	1800	N/A	
POOR MEDIUMS	900	1440	980	1180
QUOTATIONS – UNORTHODOX	BP1		PF1	
(CTC) CTC (High & Medium)	1180	1360	920	1360
CTC (Low)	1080	1400	1240	2350

LOW GROWN

BOP1	Few Select best maintained, whilst best and below best were lower. Poorer sorts were firm.
OP1	Select best together with best and below best were firm. Poorer sorts were firm to dearer.
OP	Well-made varieties were firm to lower, whilst all others maintained.
OPA	Select best were firm to lower, whilst best and below best were firm. Teas at the lower end were maintained.
PEKOE/PEKOE1	Select best teas together with full range of bold PEKs were fully firm to dearer. Cleaner below best and the rest were firm to lower.
FBOP/FBOP1	Select best and best had a sharp decline, whilst others too had a lower market.
BOP	A few well-made invoices were firm, whilst others were easier.
BOPF	In general, lower market.
FBOPF/FBOPF1	Select best and best had a sharp decline, whilst the below best and bottom too eased.

QUOTATIONS	SELECT BEST	BEST	BELOW BEST	OTHER
BOP1	2,200-3,600	1,500-1,800	1,200-1,400	800-1,000
OP1	2,200-3,450	1,800-2,000	1,400-1,600	600-1,200
OP	1,900-2,400	1,500-1,800	1,300-1,500	600-1,100
OPA	1,800-2,200	1,500-1,800	1,300-1,500	600-1,100
PEKOE	1,800-2,800	1,600-1,800	1,400-1,600	600-1,200
PEKOE1	2,000-2,600	1,600-2,000	1,400-1,600	600-1,200
FBOP1	1,950-2,450	1,600-1,800	980-1,500	Below 940
FBOP	2,100-2,900	1,600-2,000	980-1,500	Below 920
BOP	2,200-2,700	1,600-2,100	900-1,500	Below 880
BOPF	1,800-2,450	1,400-1,700	920-1,300	Below 900
FBOPF1	1,950-2,900	1,500-1,800	980-1,400	Below 940
FBOPF	1,800-2,500	1,500-1,900	950-1,400	Below 940
FFSP/FFEXSP/FFEXSP1	5,000-6,950	4,600-6,000	3,600-4,500	Below 3,500

OFF GRADES

FGS/FGS1 High grown varieties eased by Rs. 40-60/- per kg. Best medium and low grown were maintained. Below best and bottom were lower by Rs. 10-20/- per kg. CTC's were firm.

BM/BP **BM** – Best were firm to Rs. 20-30/- per kg dearer. Below best and bottom remained unchanged.
BP – Declined by Rs. 60-80/- per kg.

BOP1A Select best declined by Rs.50/- per kg. Below best were firm to dearer by Rs. 20-30/- per kg. Poorer sorts gained by Rs. 20-30/- per kg.

	HIGH		MEDIUM		LOW	
BETTER FNGS	1220	1440	900	980	1000	1280
OTHER FNGS	620	1100	610	890	470	980
P.FGS (CTC)	980		750	880	560	1750
BP	580	1200	620	1700	580	1500
BM	720	920	610	960	520	1600
BOP1A	800	1180	820	1460	750	1800

DUST

DUST1 Best high grown and below best were dearer by Rs. 50-80/- per kg. CTC's were irregular. Best and below best Low grown gained by Rs. 50-60/- per kg.

DUST Cleaner secondaries held firm. Low grown appreciated by Rs. 30-50/- per kg.

	HIGH		MEDIUM		LOW	
PRIMARY DUSTS	1550	2000	1000	1400	900	1280
SECONDARY DUSTS	1200	1400	800	950	750	850
PDUST (CTC)	1150	1400	1000	1400	1300	1950

TOP PRICES - SALE NO. 05 OF 30TH / 31ST JANUARY 2023

WESTERN MEDIUM			
Doombagastalawa	BOP	1,700.00	
Rilagala	BOP	1,700.00	
Hatale	BOPSp	1,700.00	
Hatale	BOPF/BOPFSp	1,320.00	
New Fernland	BOP1	1,950.00	
New Rothschild	BOP1	1,850.00	@
Craighead	FBOP/FBOP1	2,450.00	
Dartry Valley	FBOPF/FBOPF1	2,000.00	
Galgewatta	OP/OPA	2,150.00	
New Rothschild	OP1	2,000.00	@
New Fernland	PEK/PEK1	2,300.00	
Harangalla	PEK/PEK1	2,300.00	
WESTERN HIGH			
Somerset	BOP	1,750.00	
Queensberry	BOPSp	1,650.00	
Wattegodde	BOPF/BOPFSp	1,700.00	
Great Western	BOPF/BOPFSp	1,700.00	
Bearwell	BOPF/BOPFSp	1,700.00	
Alton	BOPF/BOPFSp	1,700.00	
Somerset	BOPF/BOPFSp	1,700.00	
Torrington	BOP1	1,750.00	
Inverness	BOP1	1,750.00	
Torrington	FBOP/FBOP1	2,450.00	
Inverness	FBOPF/FBOPF1	1,800.00	
Torrington	FBOPF/FBOPF1	1,800.00	
Inverness	OP/OPA	1,750.00	
Glenloch	OP/OPA	1,750.00	
Frotoft Super	OP/OPA	1,650.00	@
St Andrews	OP1	1,550.00	
Frotoft Super	PEK	2,150.00	@
Frotoft Super	PEK1	2,150.00	@
NUWARA ELIYA			
Court Lodge	FBOP/FBOP1	2,000.00	
Kenmare	FBOP/FBOP1	2,000.00	
Kenmare	OP/OPA	1,480.00	
Mahagastotte	PEK/PEK1	2,050.00	
UDA PUSSELLAWAS			
Kirklees	BOP	1,080.00	
Delmar	BOPSp	1,220.00	
Kirklees	BOPF/BOPFSp	1,460.00	
Delmar	FBOP/FBOP1	1,800.00	
Blairlomond	FBOPF/FBOPF1	1,650.00	
Alma	FBOPF/FBOPF1	1,550.00	@
Gampaha	FBOPF/FBOPF1	1,550.00	
Alma	OP/OPA	1,600.00	@
Alma	OP1	1,650.00	@
Gonapitiya	PEK/PEK1	2,150.00	
UVA MEDIUM			
Dickwella	BOP	1,800.00	
Sarnia Plaiderie	BOPSp	1,700.00	
Dickwella	BOPF/BOPFSp	1,700.00	
Demodera 'S'	BOP1	2,100.00	
Dickwella	FBOP/FBOP1	2,050.00	
Sarnia Plaiderie	FBOPF/FBOPF1	1,750.00	
Dickwella	OP/OPA	1,650.00	
Glen Alpin	OP/OPA	1,650.00	
Tinioya	OP/OPA	1,650.00	
Tinioya	OP1	1,950.00	
Aruna Passara	PEK/PEK1	2,350.00	
UVA HIGH			
Glenanore	BOP	1,600.00	
Cannavarella	BOPSp	1,000.00	
Pitaratmalie	BOPF/BOPFSp	1,480.00	
Uva Highlands	BOP1	1,480.00	
Glenanore	FBOP/FBOP1	1,750.00	
Spring Valley	FBOP/FBOP1	1,750.00	
Ranaya	FBOP/FBOP1	1,700.00	@
Glenanore	FBOPF/FBOPF1	1,750.00	
Aislaby	FBOPF/FBOPF1	1,750.00	
Gonamotawa	OP/OPA	1,800.00	
Craig	OP1	1,650.00	
Craig	PEK/PEK1	2,100.00	
Mount Uva	PEK/PEK1	2,050.00	@
UNORTHODOX HIGH			
Ulugedara CTC	PF1	1,320.00	@
Dunsinane CTC	PF1	1,320.00	
UNORTHODOX MEDIUM			
New Peacock CTC	PF1	1,360.00	
Delta CTC	BP1	1,360.00	
Donside CTC	BPS	1,080.00	
UNORTHODOX LOW			
Hingalgoda CTC	PF1	2,350.00	
Ceciliyan CTC	BP1	1,400.00	
Canora CTC	BPS	1,060.00	

DENOTES – CEYLON TEA BROKERS PLC [@] / ALL TIME RECORD PRICE [**] / EQUAL ALL TIME [*]

CEYLON TEA BROKERS PLC – SALE NO. 05 OF 30TH / 31ST JANUARY 2023

TOP PRICES - SALE NO. 05 OF 30TH / 31ST JANUARY 2023

LOW GROWN				CONT....			
New Vithanakande	BOP1	3,600.00		Pothotuwa	FBOP	2,900.00	
New Vithanakande	OP1	3,450.00		Sithaka	FBOP	2,800.00	
Green Lanka	OP	2,400.00		Mulatiyana Hills	FBOP	2,600.00	@
Mulatiyana Hills	OP	2,250.00	@	Hidellana	FBOP	2,600.00	
Lions	OP	2,250.00	@	Richiland	FBOP1	2,300.00	@
Navinda	OP	2,250.00		Sihara	FBOPF	2,500.00	@
Mulatiyana Hills	OPA	2,200.00	@	Gunawardana	FBOPF	2,500.00	
A C U Super	OPA	2,200.00	@	Mahaliyadda	FBOPF1	2,900.00	
Rotumba	OPA	2,200.00		Sineth	FBOPF1	2,650.00	
Sunrise	OPA	2,200.00		Gangaboda	FBOPF1	2,400.00	@
Nilrich	OPA	2,150.00	@				
Lions	OPA	2,150.00	@	DUSTS			
Lumbini	OPA	2,150.00		St. Coombs	DUST1	2,000.00	
Magedara	OPA	2,150.00		Kalubowitiyana CTC	PD	1,950.00	
Spring View	OPA	2,150.00					
Nilgiri	OPA	2,100.00	@	PREMIUM FLOWERY			
Sihara	OPA	2,100.00	@	Graceland	FBOPFSp	5,300.00	@
Kurupanawa Smallholders	OPA	2,100.00		Brombil	FBOPFExSp	6,950.00	
Magedara	OPA	2,100.00		Muswenna	FBOPFExSp1	6,400.00	
Navinda	OPA	2,100.00					
Etambagahawila	OPA	2,100.00		OFF GRADES			
Liyonta	PEK	2,800.00		Henfold	FGS/FGS1	1,440.00	
Lumbini	PEK	2,750.00		Fairlawn	FGS/FGS1	1,440.00	
Veddagala	PEK	2,500.00	@	Wanarajah	FGS/FGS1	1,440.00	
Makandura	PEK	2,500.00		Clydesdale	FGS/FGS1	1,440.00	
Hidellana	PEK	2,500.00		Hingalgoda CTC	PF	1,750.00	
New Mahendra	PEK	2,500.00		Kurunduwatta	BM	1,600.00	
Matuwagalla Super	PEK1	2,600.00	@	Wathurawila	BM	1,550.00	@
A C U Super	PEK1	2,500.00	@	Maratenne	BP	1,700.00	
Nilrich	PEK1	2,500.00	@	Chandrika Estate	BOP1A	1,800.00	
Himara	PEK1	2,500.00	@	Wathurawila	BOP1A	1,750.00	@
Wathurawila	PEK1	2,450.00	@	Aldora	BOP1A	1,750.00	
Golden Garden	PEK1	2,450.00	@				
Pothotuwa	BOP	2,700.00					
Hidellana	BOP	2,450.00					
Spring View	BOP	2,450.00					
Brombil	BOP	2,400.00	@				
Makandura	BOP	2,400.00					
Sunrise	BOP	2,400.00					
Sithaka	BOP	2,400.00					
Wathurawila	BOPSp	2,250.00	@				
Deerwood Super	BOPSp	2,050.00					
Rumassala Hills	BOPSp	2,000.00	@				
Suduwelipothahena Super	BOPSp	2,000.00	@				
Sithaka	BOPF	2,450.00					
Mahaliyadda	BOPFSp	2,200.00					

FUTURE SALES INFORMATION

SALE NO 06 OF 07TH / 08TH FEBRUARY 2023

EX-ESTATE	H/M-OFF GR & DUST	LEAFY/ SEMI LEAFY/ TIPPY/PREM & BOP1A
JK	Asia Siyaka Commodities PLC	Mercantile Produce Brokers (Pvt) Ltd
AS	Bartleet Produce Marketing (Pvt) Ltd	Bartleet Produce Marketing (Pvt) Ltd
BA	Ceylon Tea Brokers PLC	Forbes & Walker Tea Brokers (Pvt) Ltd
FW	John Keells PLC	Ceylon Tea Brokers PLC
CTB	Eastern Brokers Ltd	Eastern Brokers Ltd
ES	Forbes & Walker Tea Brokers (Pvt) Ltd	Asia Siyaka Commodities PLC
MB	Mercantile Produce Brokers (Pvt) Ltd	John Keells PLC
LC	Lanka Commodity Brokers	Lanka Commodity Brokers

Buyers Prompt: 14.02.2023

Sellers Prompt: 15.02.2023

AWAITING SALE - CATALOGUE DETAILS

	SALE OF 07TH / 08TH FEB 2023		SALE OF 14TH / 15TH FEB 2023	
	LOTS	QTY(KGS)	LOTS	QTY(KGS)
EX-ESTATE	587	590,414	692	704,673.0
HIGH AND MEDIUM	968	407,846	1,220	527,550
LOW GROWN (LEAFY)	1,684	616,908	1,744	636,813
LOW GROWN (SEMI LEAFY)	1,342	569,789	1,485	627,830
LOW GROWN (TIPPY)	1,952	985,900	2,166	1,111,100
OFF GRADES+BOP1A	1,967	950,584	1,942	955,699
DUSTS	420	378,904	453	426,975
PREMIUM FLOWERY	366	56,972	456	80,001
TOTAL	9,286	4,557,317	10,158	5,070,640.5
MAIN SALE & EX ESTATE CLOSED ON	19TH JANUARY 2023		26TH JANUARY 2023	

SALE NO.08 – 21ST / 22ND FEBRUARY 2023

Ex-Estate catalogue and Main Sale catalogues are scheduled to be closed on the 02nd February 2023.

SALE NO.09 – 28TH FEBRUARY / 01ST MARCH 2023

Ex-Estate catalogue and Main Sale catalogues are scheduled to be closed on the 09th February 2023.

SALE NO.10 – 07TH / 08TH MARCH 2023

Ex-Estate catalogue and Main Sale catalogues are scheduled to be closed on the 16th February 2023.

ELEVATION WISE – STATISTICS – COLOMBO AUCTION AVERAGES

Elevation	LAST WEEK (RS)	WEEK BEFORE LAST (RS)	LAST YEAR (RS)	YEAR BEFORE (RS)
	Sale- 24.01.2023	Sale- 17.01.2023	Corres 2022	Corres 2021
Uva High	1225.49	1267.44	653.78	568.74
Western High	1465.12	1486.83	737.70	610.94
CTC High	1224.88	1240.34	644.39	579.76
Total High Grown	1401.13	1428.20	714.66	599.01
Uva Medium	1240.44	1290.58	691.60	584.76
Western Medium	1228.99	1262.45	665.28	569.64
CTC Medium	1135.89	1124.19	563.61	544.92
Total Medium Grown	1232.57	1270.28	673.31	574.24
Orthodox Low	1586.27	1602.18	796.18	678.87
CTC Low	1051.16	1066.81	558.88	538.74
Total Low Grown	1556.48	1574.32	779.38	666.20
TOTAL	1475.79	1496.10	748.16	637.18

Elevation	LAST WEEK (\$)	WEEK BEFORE LAST (\$)	LAST YEAR (\$)	YEAR BEFORE (\$)
	Sale- 24.01.2023	Sale- 17.01.2023	Corres 2022	Corres 2021
Uva High	3.38	3.50	3.24	2.89
Western High	4.05	4.10	3.65	3.10
CTC High	3.38	3.42	3.19	2.95
Total High Grown	3.87	3.94	3.54	3.04
Uva Medium	3.43	3.56	3.42	2.97
Western Medium	3.39	3.49	3.29	2.89
CTC Medium	3.14	3.10	2.79	2.77
Total Medium Grown	3.40	3.51	3.33	2.92
Orthodox Low	4.38	4.42	3.94	3.45
CTC Low	2.90	2.95	2.77	2.74
Total Low Grown	4.30	4.35	3.86	3.39
Weekly Total (USD)	4.07	4.13	3.70	3.24
Exchange Rate (LKR)	362.16	362.24	202.00	196.80

Elevation	TODATE 2020 (RS)	TODATE 2021 (RS)	TODATE 2022 (RS)	TODATE 2020 (\$)	TODATE 2021 (\$)	TODATE 2022 (\$)
Uva High	579.05	626.16	1258.93	3.03	3.09	3.44
Western High	628.40	720.89	1491.83	3.29	3.56	4.08
CTC High	587.94	627.17	1241.40	3.07	3.10	3.39
Total High Grown	615.34	690.29	1427.68	3.22	3.41	3.90
Uva Medium	597.31	648.23	1277.02	3.12	3.20	3.49
Western Medium	579.79	618.72	1247.45	3.03	3.06	3.41
CTC Medium	557.12	538.15	1127.14	2.91	2.66	3.08
Total Medium Grown	585.26	628.41	1256.34	3.06	3.10	3.43
Orthodox Low	682.54	754.88	1594.80	3.57	3.73	4.36
CTC Low	554.58	530.00	1077.96	2.90	2.62	2.95
Total Low Grown	672.88	738.59	1565.79	3.52	3.65	4.28
TOTAL	646.43	710.79	1490.60	3.38	3.51	4.07
Cumulative Sale Averages – 1 USD= Rs. (Monthly Weighted Average)				191.23	202.52	365.86

(Source: MSL/ CBSL)

WORLD TEA PRODUCTION (IN MILLION KILOS)

Country	Month	Month		To-date		Diff(+/-)
		2021	2022	2021	2022	2021 vs 2022
Sri Lanka	Dec	20.52	19.5	299.49	251.49	-48
Bangladesh	Dec	6.93	7.78	96.51	93.83	-2.68
North India	Nov	104.1	111.6	1057.1	1062.4	5.3
South India	Nov	16.7	21.2	220	215.6	-4.4
Malawi	Nov	1.41	1.69	46.81	43.13	-3.95
Kenya	Oct	48.9	50.5	434.6	428.8	-5.8

(Source: Africa Tea Brokers/National Brokers Ltd)

BANGLADESH AUCTION OF 30TH JANUARY 2023

CTC LEAF: 51,808 packages of Current Season teas on offer met with less demand at irregular rates.

BROKENs: A few clean Brokenes met with good demand and were generally firm. Medium varieties were again less in demand and prices declined following quality with some withdrawals. Plain Brokenes continued to meet with a selective demand and sold at lower rates with heavier withdrawals. BLF teas met with a little less interest and witnessed more withdrawals.

FANNINGS: A few bright Fannings available met with quite a strong demand and were generally firm to occasionally dearer in line with quality whilst other varieties although met with fair demand saw a decline in price with fair withdrawals. Plain types elicited less demand and again declined in rates. There were also more withdrawals in this category. BLF teas met with a little less interest and witnessed more withdrawals.

CTC DUST: 12,027 packages of Current Season teas on offer met with a fair demand. A few bright liquoring Dusts met with a fairly strong demand and sold at around last levels. Other good Dusts met with fair interest but were a little easier. Mediums met with very little competition and declined further with more withdrawals. Plain and BLF Dusts were again an easier market with fair withdrawals. Blenders lent good support with fair interest from the Loose tea buyers.

COMMENTS: Blenders were less active this week and were holding lower limits. As a result, prices declined for most varieties with the exception of brightest teas. Loose tea buyers were much less active. As a result withdrawals were more. Dusts were an easier market.

(Courtesy - National Brokers Limited)

MOMBASA / GUWAHATI / KOLKATA / MALAWI / JAKARTA

Due to the advancement of Tea Auctions in Colombo this week reports of the above Auction Centres were not available at the time of printing this publication