



**Ceylon Tea
Brokers**

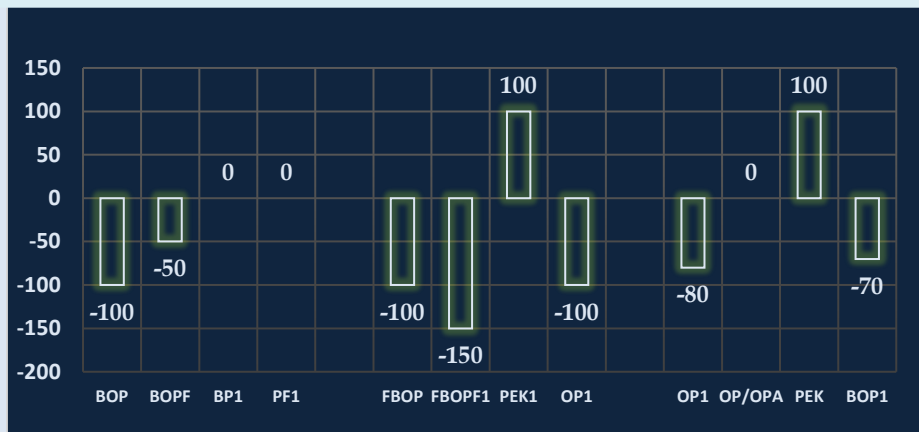


MARKET SNAPSHOT

SALE NO. 04 OF 24TH / 25TH JANUARY 2023

CEYLON TEA BROKERS PLC
Level 7, Millenium House, No.46/58, Nawam Mawatha, Colombo 2
Tel: 011-460777 Fax: 011-4607788
Email: general@ceylontebrokers.com
Web: www.ceylontebrokers.com

Ex-Estate met with fair demand at easier rates whilst the Low Grown met with lower demand.



EX-ESTATE

MEDIUM

LOW GROWN

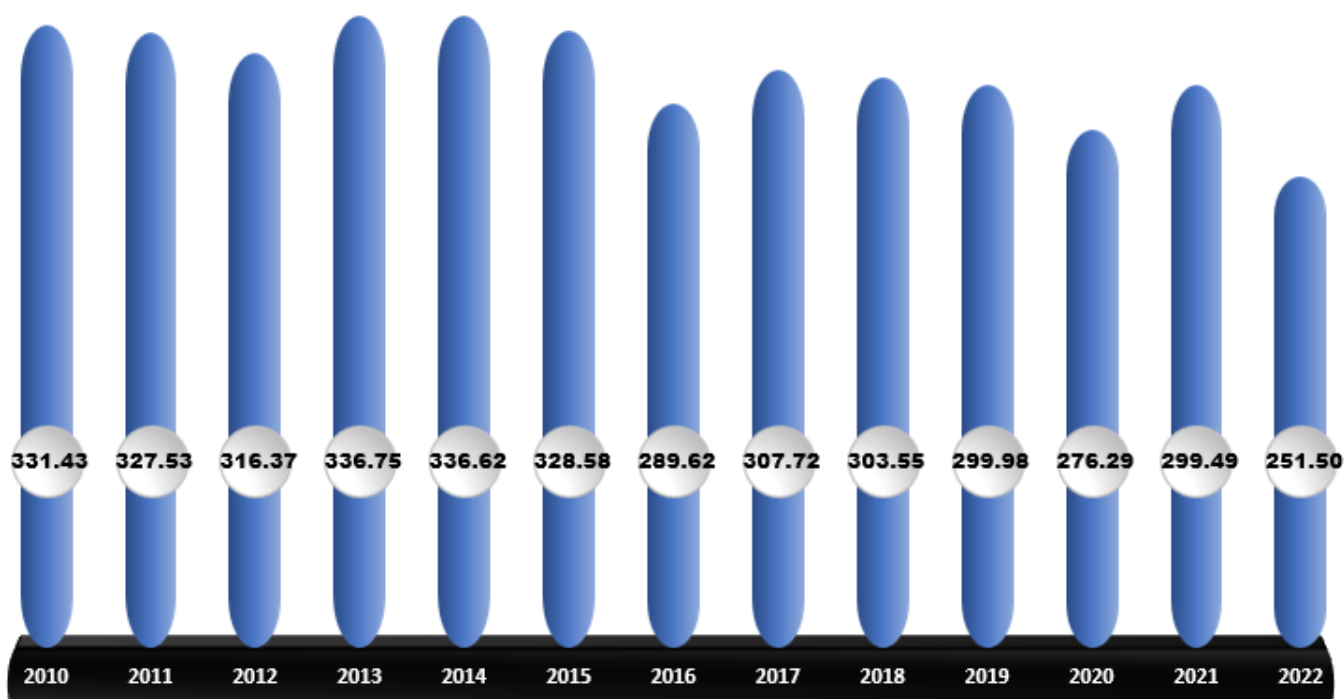
Currency - 25th January
LKR/USD 360.49

January (03rd Sale)
National Average
Rs. 1,485.50

Elevation Average

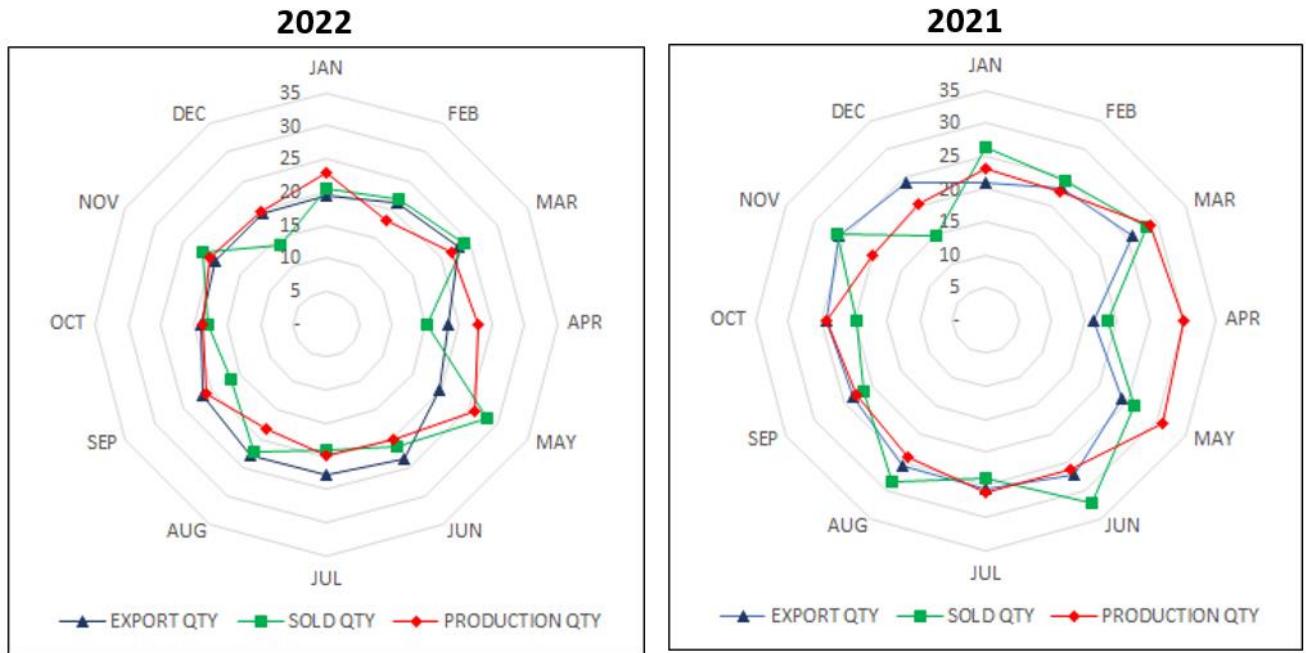
ELV	RS	USD
High	1,438.99	3.69
Medium	1,257.74	3.24
Low	1,555.86	3.99

YEARLY SRI LANKAN TEA PRODUCTION QUANTITIES (IN MN KG) 2010-2022



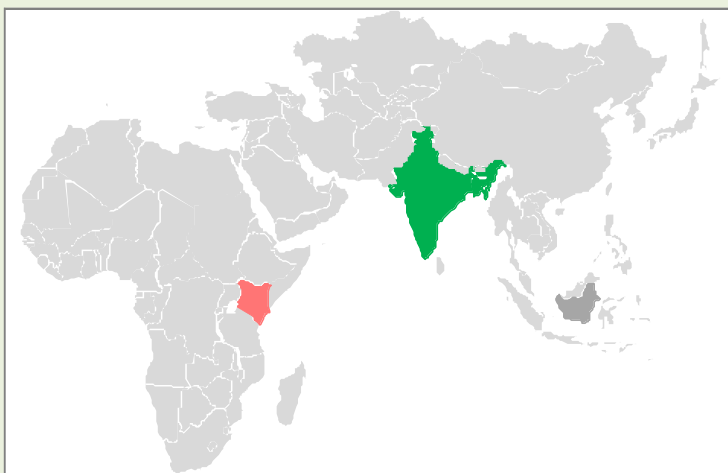
Source: SLTB

MONTHLY COMPARISON OF SRI LANKAN TEA PRODUCTION, SOLD & EXPORT QUANTITIES (IN MN KG) - 2022 VS 2021



Source: SL Customs – Statistical Division / CBSL, SLTB, S S P

MARKET MOVEMENT AT INTERNATIONAL AUCTION CENTERS THIS WEEK



Bangladesh



India



Kenya



Indonesia market report details were not available at the time of printing this publication.

COMMENTS

Sale	Ex-Estate		Low Grown (Leafy/Tippy)		Total	
	Qty	Demand	Qty	Demand	Qty	Demand
04	0.94 MKGs	Fair demand at easier rates	3.0 Mkgs	Lower	6.76 Mkgs	Lower

WESTERN				
	SELECT BEST	BEST	BELOW BEST	PLAINER
BOP	↑ 50/-	↓ 50/-	↓ 100/-	↓ 100/-
BOPF	Firm	↓ 50/-	↓ 50/-	↓ 100/-

	NUWARA ELIYA	UDA PUSSELLAWA	UVA
BOP	↓ 100/-	↓ 150/-	↓ 100/-
BOPF	↓ 100/-	↓ 100/-	↓ 50/-

	HIGH	MEDIUM	LOW
BP1	N/A	Firm	Firm
PF1	Firm	↑ 50/-	Firm

HIGH & MEDIUM				
	SELECT BEST	BEST	BELOW BEST	OTHERS
BOP1	↑ 100/-	↑ 50/-	↑ 50/-	↑ 50/-
OP1	Firm	↓ 50/-	↓ 100/-	↓ 100/-
FBOP	↓ 100/-	↓ 100/-	↑ 50/-	↑ 50/-
FBOPF1	↓ 150/-	↓ 100/-	↓ 100/-	↑ 100/-
PEK	↑ 100/-	↑ 150/-	↑ 150/-	↑ 100/-
PEK1	↑ 100/-	↑ 50/-	↑ 50/-	↑ 50/-
OP/OPA	Firm	Firm	↓ 50/-	↓ 50/-

LEAFY / SEMI LEAFY				
	SELECT BEST	BEST	BELOW BEST	OTHERS
OP1	↓ 100/-	↓ 80/-	Firm	Firm
BOP1	↓ 100/-	↓ 80/-	↓ 70/-	↓ 70/-
OP/OPA	Firm			
PEK	↑ 100/-			
PEK1	Firm			

SMALL LEAF / TIPPY				
FBOP	↓ 50/-	↓ 80/-	↓ 40/-	↓ 20/-
FBOP1	↓ 80/-	↓ 70/-	↓ 50/-	↓ 30/-
FBOPF1	↓ 200/-	↓ 100/-	↓ 80/-	↓ 60/-

PREMIUM FLOWERY		
	FBOPFEXSP	FBOPFSP
Select Best	Firm	↓ 500-1000/-
Best	↓ 500/-	↓ 500-1000/-
Below Best	↓ 200-400/-	↓ 500/-
Others	Firm	↓ 200-400/-



Crude Oil
As at 25th January 2023 – USD 86.31



Mombasa Auction
Demand : Lower

Sri Lanka Tea Production for the month of December 2022 amounted to 19.50 Mn/Kg, vis-à-vis 20.52 Mn/Kg in 2021. (-1.02 Mn/Kg). Cumulative crop to end December 2022 was 251.50 Mn/Kg, compared with 299.49 Mn/Kg in 2021. (-47.99 Mn/Kg)

Elevation wise analysis shows that for the month of December 2022 High, Medium & Low Growns show a decrease of -0.25 Mn/Kg, -0.33 Mn/Kg & -0.44 Mn/Kg respectively when compared to the same month last year.

CTC's recorded 1.82 Mn/Kg for the month of December 2022 vis-à-vis 2.01 Mn/Kg last year. (-0.18Mn/Kg)

(Please refer Page No.15 for more details)

CURRENCY BOARD – AS AT 25TH JANUARY 2023

	United States Dollars (USD)		European Community Euro (EUR)		United Kingdom pounds (GBP)	
	Corresponding		Corresponding		Corresponding	
	2023	2022	2023	2022	2023	2022
Sri Lankan Rupee	360.49	198.50	390.59	224.14	442.30	266.25

(Courtesy - Central Bank of Sri Lanka)

Indian Rupee	81.57	74.48	88.71	84.32	100.70	100.61
Kenyan Shilling	123.33	112.65	134.12	127.53	152.26	152.16
Bangladesh Taka	104.00	84.38	113.11	95.52	128.40	113.97
Indonesian Rupiah	14,952.40	14,335.40	16,260.70	16,228.60	18,459.30	19,363.70
Malawi Kwacha	1,015.85	803.59	1,104.73	909.72	1,254.11	1,085.46
Vietnam Dong	23,438.70	22,664.20	25,489.60	25,657.30	28,936.10	30,613.90

(Courtesy - Oanda Corporation)

SRI LANKA RUPEE AGAINST US DOLLAR TIME PERIOD 19/01/2023 TO 25/01/2023 (SPOT RATE)

19/01/2023	360.55	23/01/2023	360.55	25/01/2023	360.49
20/01/2023	360.55	24/01/2023	360.49		

(Courtesy - Central bank of Sri Lanka)

QUANTITY SOLD DURING THE PERIOD 16TH – 21ST JANUARY 2023

	2023		2022	
	WEEKLY	TODATE	WEEKLY	TODATE
PRIVATE SALES	70,165.00	317,360.60	83,135.00	287,681.50
PUBLIC AUCTION	4,526,772.00	13,711,094.00	4,609,067.00	13,627,671.00
FORWARD CONTRACTS	76,088.00	187,328.00	36,400.00	86,860.00
DIRECT SALES	-	-	-	-
TOTAL	4,673,025.00	14,215,782.60	4,728,602.00	14,002,212.50
BMF EXCLUDED FROM PRIVATE SALE	69,983.00	161,883.00	156,140.00	613,246.00

TEA
TECH
TIPS



Better quality leaf carefully handled and transported to the factory, will result in good process and finished product.

CROP AND WEATHER (FOR THE PERIOD 16TH – 22ND JANUARY 2023)





























The Western and Nuwara Eliya planting districts experienced sunny weather. The Department of Meteorology forecasts evening showers in both regions.

The Uva/Udapussellawa's reported clear conditions. Occasional showers are to be expected in Uva.

The Low Grown districts reported bright mornings followed by chilly evenings. Evening showers are to be expected in the Ruhuna and Sabaragamuwa districts.

All districts maintained their crop intakes except for the Low grown which recorded a decline.

WEATHER FORECAST (FOR THE PERIOD 26TH JANUARY TO 01ST FEBRUARY 2023)

	Thu (26/01)	Fri (27/01)	Sat (28/01)	Sun (29/01)	Mon (30/01)	Tue (31/01)	Wed (01/02)
Galle	33°/23°C 	32°/23°C 	31°/22°C 	33°/23°C 	32°/23°C 	32°/23°C 	32°/23°C 
Matara	33°/22°C 	32°/22°C 	32°/22°C 	32°/22°C 	32°/23°C 	32°/22°C 	32°/22°C 
Ratnapura	35°/19°C 	34°/19°C 	33°/19°C 	35°/19°C 	34°/21°C 	33°/19°C 	35°/19°C 
Hatton/ Talawakelle	28°/14°C 	27°/14°C 	26°/12°C 	28°/14°C 	27°/14°C 	27°/15°C 	27°/15°C 

ORDER OF SALE THIS WEEK

EX EST	H/M-OFF GR & DUST	LEAFY/ SEMI LEAFY/ TIPPY/PREM & BOP1A
MB	Mercantile Produce Brokers (Pvt) Ltd	John Keells PLC
LC	Lanka Commodity Brokers	Lanka Commodity Brokers
JK	Asia Siyaka Commodities PLC	Eastern Brokers Ltd
AS	Bartleet Produce Marketing (Pvt) Ltd	Mercantile Produce Brokers (Pvt) Ltd
BA	Ceylon Tea Brokers PLC	Bartleet Produce Marketing (Pvt) Ltd
FW	John Keells PLC	Forbes & Walker Tea Brokers (Pvt) Ltd
CTB	Eastern Brokers Ltd	Ceylon Tea Brokers PLC
ES	Forbes & Walker Tea Brokers (Pvt) Ltd	Asia Siyaka Commodities PLC

CATALOGUE	LOTS	QTY (KGS)
EX-ESTATE	822	942,777
HIGH AND MEDIUM	1,573	712,893
LOW GROWN (LEAFY)	2,093	867,881
LOW GROWN (SEMI LEAFY)	1,641	762,303
LOW GROWN (TIPPY)	2,508	1,369,959
OFF GRADES + BOP1A	2,624	1,407,084
DUSTS	611	610,420
PREMIUM FLOWERY	499	86,667
TOTAL	12,371	6,759,984

HIGH GROWN TEAS

BOP Best westerns selected invoices were up to Rs.50/- per kg dearer whilst others eased by Rs.50/- per kg. Below best and plainer varieties declined further. Nuwara Eliya's were mostly unsold. Uda Pussellawa's were lower by Rs.100-150/- per kg. Uva's were firm to easier by Rs.100/- per kg.

BOPF Best Westerns were firm to Rs.50/- per kg lower. Below best too followed a similar trend. Plainer types declined further. Nuwara Eliya's were mostly unsold. Uda Pussellawa's declined by Rs.100/- per kg and at times more. Uva's were firm to easier by Rs.50/- per kg.

MEDIUM GROWN TEAS

BOPF In general, firm.

BOP1/OP1 **BOP1:** Select best dearer by Rs.100/- per kg whilst all others moved up by Rs. 50/- per kg.
OP1: Select best were firm. Best lower by Rs. 50/- per kg whilst below best and the teas at the lower end declined by Rs. 100/- per kg.

OP/OPA Select best and best held firm, whilst the below best and the poorer sorts eased by Rs. 50/- per kg.

PEKOE/PEKOE1 **PEK:** Select best dearer by Rs. 100/- per kg whilst the best and below best appreciated by Rs. 150/- per kg. Poorer sorts moved up by Rs. 100/- per kg.
PEK1: Select best appreciated by Rs.100/- per kg, whilst all others dearer by Rs. 50/- per kg.

FBOP/FBOPF1 **FBOP:** Select best and the best lower by Rs.100/- per kg whilst the below best and the poorer sorts appreciated by Rs.50/- per kg.
FBOPF1: Select best lower by Rs. 50/- per kg whilst best and the below best eased by Rs. 100/- per kg. Teas at the lower end dearer by Rs. 100/- per kg.

CTC

HIGH GROWN **BP1** – Hardly any offerings
PF1 – Firm.

MEDIUM GROWN **BP1** – Firm.
PF1 – Firm to Rs.50/- per kg dearer.

LOW GROWN **BP1** – Maintained on last.
PF1 – Mostly firm.

QUOTATIONS-HIGH GROWNS	BOP		BOPF	
BEST WESTERNS	1650	1950	1650	1850
BELOW BEST WESTERNS	1400	1550	1480	1600
PLAINER WESTERNS	1280	1380	1400	1460
NUWARA ELIYAS	N/A		N/A	
UDAPUSSELLAWAS	1260		1300	1480
BEST UVAS	1300	1480	1400	1500
OTHER UVAS	1080	1200	1300	1360
GOOD MEDIUMS	1500	2350	N/A	
POOR MEDIUMS	1000	1480	1020	1180
QUOTATIONS – UNORTHODOX	BP1		PF1	
(CTC) CTC (High & Medium)	920	1320	1000	1420
CTC (Low)	1200	1300	1100	2400

LOW GROWN

BOP1	Few Select best maintained, whilst best and below best were lower. Poorer sorts were firm.
OP1	Select best together with best and below best were firm. Poorer sorts were firm to dearer.
OP	Well-made varieties were firm, whilst best and below best were firm to dearer. Poorer sorts maintained.
OPA	Select best firm to lower, whilst best and below best were firm to dearer. Teas at the lower end maintained.
PEKOE/PEKOE1	Select best teas together with full range of bold PEKs were fully firm to dearer. Cleaner below best and the rest maintained.
FBOP/FBOP1	Select best and best were lower, whilst others too had a lower market.
BOP	Few well-made invoices were firm, whilst others were slightly easier.
BOPF	In general, lower market.
FBOPF/FBOPF1	Select best and best had a sharp decline, whilst the below best and bottom too eased.

QUOTATIONS	SELECT BEST	BEST	BELOW BEST	OTHER
BOP1	2,200-3,450	1,600-2,000	1,200-1,400	800-1,000
OP1	2,200-3,450	1,800-2,000	1,400-1,600	600-1,200
OP	1,900-2,250	1,500-1,800	1,300-1,500	600-1,100
OPA	1,800-2,400	1,500-1,800	1,300-1,500	600-1,100
PEKOE	1,800-2,750	1,600-1,800	1,400-1,600	600-1,200
PEKOE1	2,000-2,800	1,600-2,000	1,400-1,600	600-1,200
FBOP1	1,950-2,450	1,600-1,800	980-1,500	Below 940
FBOP	2,000-2,850	1,500-1,900	980-1,400	Below 920
BOP	2,200-2,650	1,600-2,100	900-1,500	Below 880
BOPF	1,800-2,450	1,400-1,700	920-1,300	Below 900
FBOPF1	1,950-2,550	1,500-1,800	980-1,400	Below 940
FBOPF	2,000-2,750	1,500-1,900	950-1,400	Below 940
FFSP/FFEXSP/FFEXSP1	6,000-7,600	4,600-6,000	3,600-4,500	Below 3,500

OFF GRADES

FGS/FGS1 High grown varieties maintained. Medium and low grown were firm to Rs. 10- 20 per kg dearer. CTC's were firm.

BM/BP **BM** – All varieties maintained.

BP – Declined by Rs. 20-40/- per kg.

BOP1A A few select best invoices maintained whilst others were marginally lower. Below Best varieties were dearer by Rs. 20-30/- per kg, whilst the poorer sorts were appreciated by Rs.10-20/- per kg.

	HIGH		MEDIUM		LOW	
BETTER FNGS	1200	1500	920	1340	1000	1220
OTHER FNGS	600	1100	650	900	580	980
P.FGS (CTC)	940		730	900	570	1500
BP	660	1650	750	1550	500	1700
BM	610	920	590	960	610	1700
BOP1A	800	1180	820	1420	770	1950

DUST

DUST1 Best high grown were firm. below best were firm to marginally dearer. CTC's were irregular. Better Low Grown were eased by Rs.30-40/- per kg whilst others maintained.

DUST Cleaner secondaries were irregularly dearer. Low grown were firm.

	HIGH		MEDIUM		LOW	
PRIMARY DUSTS	1500	1650	1100	1400	920	980
SECONDARY DUSTS	1200	1400	800	950	750	850
PDUST (CTC)	1160	1420	1050	1440	1300	1950

TOP PRICES - SALE NO. 04 OF 24TH / 25TH JANUARY 2023

WESTERN MEDIUM			
Dartry Valley	BOP	2,350.00	
Hatale	BOPSp	1,850.00	
New Rothschild	BOPSp	1,060.00	@
Uplands	BOPF/BOPFSp	1,700.00	
Craighead	BOP1	2,400.00	
Dartry Valley	FBOP/FBOP1	2,400.00	
Dartry Valley	FBOPF/FBOPF1	2,450.00	
Dartry Valley	OP/OPA	2,050.00	
Craighead	OP1	2,250.00	
Dartry Valley	PEK/PEK1	2,400.00	
WESTERN HIGH			
Great Western	BOP	1,950.00	
Bearwell	BOPSp	1,650.00	
Somerset	BOPF/BOPFSp	1,850.00	
Torrington	BOP1	2,150.00	
Frotoft Super	BOP1	1,700.00	@
Queensberry	FBOP/FBOP1	1,900.00	
Torrington	FBOPF/FBOPF1	1,850.00	
Weddemulla	FBOPF/FBOPF1	1,800.00	@
Bogahawatte	FBOPF/FBOPF1	1,800.00	@
Glenloch	FBOPF/FBOPF1	1,800.00	
Torrington	FBOPF/FBOPF1	1,800.00	
St Andrews	FBOPF/FBOPF1	1,800.00	
Inverness	FBOPF/FBOPF1	1,800.00	
Inverness	OP/OPA	1,900.00	
Frotoft Super	OP1	1,700.00	@
Bogahawatte	PEK	2,200.00	@
Frotoft Super	PEK	2,150.00	@
Craig Hill	PEK1	2,250.00	*
Frotoft Super	PEK1	2,200.00	@
NUWARA ELIYA			
Kenmare	BOPF/BOPFSp	1,100.00	
Court Lodge	FBOP/FBOP1	1,550.00	
Lovers Leap	FBOP/FBOP1	1,550.00	
Court Lodge	OP/OPA	1,600.00	
Court Lodge	PEK/PEK1	1,800.00	
UDA PUSSELLAWAS			
Luckyland	BOP	1,260.00	
Alma	BOP	1,100.00	@
Kirklees	BOPF/BOPFSp	1,480.00	
Gonapitiya	BOP1	1,120.00	
Alma	FBOP/FBOP1	2,100.00	@
Gonapitiya	FBOPF/FBOPF1	1,850.00	
Alma	FBOPF/FBOPF1	1,800.00	@
Delmar	OP/OPA	1,800.00	
Alma	OP1	1,800.00	@
Alma	PEK	2,100.00	@
Alma	PEK1	2,100.00	@

UVA MEDIUM			
Demodera 'S'	BOP	1,850.00	
Sarnia Plaiderie	BOPSp	1,700.00	
Dickwella	BOPF/BOPFSp	1,750.00	
Halpewatte Uva	BOP1	2,350.00	
Ury	FBOP/FBOP1	2,150.00	@
High Spring	FBOPF/FBOPF1	2,100.00	
Ury	FBOPF/FBOPF1	1,800.00	@
Misty-Uva	FBOPF/FBOPF1	1,800.00	
Sarnia Plaiderie	FBOPF/FBOPF1	1,800.00	
Misty-Uva	OP/OPA	1,800.00	
Aruna Keppetipola	OP/OPA	1,800.00	
Tinioya	OP1	2,150.00	
Misty-Uva	PEK/PEK1	2,250.00	
UVA HIGH			
Aislaby	BOP	1,750.00	
Ranaya	BOPSp	1,550.00	@
Bandaraeliya	BOPF/BOPFSp	1,500.00	
Craig	BOP1	1,750.00	
Glenanore	BOP1	1,750.00	
Ranaya	FBOP/FBOP1	1,900.00	@
Mount Uva	FBOP/FBOP1	1,800.00	@
Uva Highlands	FBOP/FBOP1	1,800.00	
Uvakellie	FBOP/FBOP1	1,800.00	
Craig	FBOPF/FBOPF1	1,850.00	
Ranaya	FBOPF/FBOPF1	1,800.00	@
Glenanore	FBOPF/FBOPF1	1,800.00	
Oodoowerre	FBOPF/FBOPF1	1,800.00	
Craig	OP/OPA	1,700.00	
Ellathota Uva	OP/OPA	1,700.00	
Ranaya	OP1	1,700.00	@
Oodoowerre	OP1	1,700.00	
Uvakellie	OP1	1,700.00	
Mount Uva	PEK	2,150.00	@
Glenanore	PEK1	2,200.00	
Battawatte	PEK1	2,200.00	
Ranaya	PEK1	2,150.00	@
Craig	PEK1	2,150.00	
Glenanore	PEK1	2,150.00	
UNORTHODOX HIGH			
Dunsinane CTC	PF1	1,420.00	
Dunsinane CTC	BP1	1,320.00	
UNORTHODOX MEDIUM			
New Peacock CTC	PF1	1,340.00	
Carolina CTC	BP1	1,220.00	
Aultmore CTC	BPS	1,020.00	@
Donside CTC	BPS	1,020.00	
UNORTHODOX LOW			
Hingalgoda CTC	PF1	2,400.00	
Kalubowitziyana CTC	PF1	1,900.00	@
Ceciliyan CTC	BP1	1,300.00	
Canora CTC	BPS	1,000.00	

DENOTES – CEYLON TEA BROKERS PLC [@] / ALL TIME RECORD PRICE [**] / EQUAL ALL TIME [*]

CEYLON TEA BROKERS PLC – SALE NO. 04 OF 24TH / 25TH JANUARY 2023

TOP PRICES - SALE NO. 04 OF 24TH / 25TH JANUARY 2023

LOW GROWN				DUSTS			
New Vithanakande	BOP1	3,450.00		Mattakelle	DUST1	1,800.00	
Pothotuwa	OP1	3,450.00		Ceciliyan CTC	DUST1	1,800.00	
Green Lanka	OP	2,250.00		Hingalgoda CTC	PD	1,950.00	
Nilgiri	OP	2,200.00	@				
Green Lanka	OP	2,200.00		PREMIUM FLOWERY			
Thisara Super	OP	2,200.00		New Hopewell	FBOPFSp	7,000.00	
Nilrich	OP	2,150.00	@	Sherwood Super	FBOPFSp	6,050.00	@
Himara	OP	2,150.00	@	New Galagawa	FBOPFSp	6,050.00	
Rathna	OP	2,150.00		Lickra	FBOPFExSp	7,600.00	@
Rotumba	OP	2,150.00		Wathurawila	FBOPFExSp1	7,150.00	@
Liyonta	OP	2,150.00		Kamarangapitiya	FBOPFExSp1	6,800.00	
Liyonta	OPA	2,400.00		Nilrich	FBOPFExSp1	6,300.00	@
Lumbini	PEK	2,750.00					
Tippola Teas	PEK	2,750.00		OFF GRADES			
Liyonta	PEK	2,750.00		Mattakelle	FGS/FGS1	1,500.00	
Wattahena	PEK	2,750.00		Hauteville	FGS/FGS1	1,480.00	@
Wattahena	PEK	2,750.00		Adisham	FGS/FGS1	1,480.00	
Galatara	PEK	2,750.00		Gouravilla	FGS/FGS1	1,480.00	
Hidellana	PEK	2,750.00		Mattakelle	FGS/FGS1	1,480.00	
Biyolta	PEK	2,750.00		Waltrim	FGS/FGS1	1,480.00	
Gunawardana	PEK1	2,800.00		Hingalgoda CTC	PF	1,500.00	
Pothotuwa	BOP	2,650.00		Wathurawila	BM	1,700.00	@
Mahaliyadda	BOP	2,650.00		Wathurawila	BM	1,650.00	@
Sithaka	BOP	2,650.00		Kurunduwatta	BM	1,650.00	
Golden Garden	BOP	2,550.00	@	Liyonta	BP	1,700.00	
Pothotuwa	BOP	2,550.00		Weddemulla	BP	1,650.00	@
Hidellana	BOP	2,550.00		Chandrika Estate	BOP1A	1,950.00	
Rajjuruwatta Super	BOP	2,500.00	@	Aldora	BOP1A	1,950.00	
Pothotuwa	BOP	2,500.00					
Stream Line	BOPSp	2,700.00					
Sithaka	BOPF	2,450.00					
Mahaliyadda	BOPFSp	2,250.00					
Stream Line	BOPFSp	2,250.00					
Katandola	BOPFSp	2,200.00					
Suduwelipothahena Super	BOPFSp	2,100.00	@				
Pothotuwa	FBOP	2,850.00					
Sithaka	FBOP	2,850.00					
New Galagawa	FBOP1	2,450.00					
Green Lanka	FBOP1	2,350.00					
Rotumba	FBOP1	2,350.00					
A C U Super	FBOP1	2,250.00	@				
Rotumba	FBOPF	2,750.00					
Gunawardana	FBOPF	2,650.00					
Lumbini	FBOPF	2,550.00	@				
Hadigalla	FBOPF	2,550.00					
Nil Kandura	FBOPF	2,550.00					
Galatara	FBOPF1	2,550.00					

FUTURE SALES INFORMATION

SALE NO 05 OF 30TH / 31ST JANUARY 2023

EX-ESTATE	H/M-OFF GR & DUST	LEAFY/ SEMI LEAFY/ TIPPY/PREM & BOP1A
LC	Lanka Commodity Brokers	Lanka Commodity Brokers
JK	Asia Siyaka Commodities PLC	Mercantile Produce Brokers (Pvt) Ltd
AS	Bartleet Produce Marketing (Pvt) Ltd	Bartleet Produce Marketing (Pvt) Ltd
BA	Ceylon Tea Brokers PLC	Eastern Brokers Ltd
FW	John Keells PLC	Forbes & Walker Tea Brokers (Pvt) Ltd
CTB	Eastern Brokers Ltd	Ceylon Tea Brokers PLC
ES	Forbes & Walker Tea Brokers (Pvt) Ltd	Asia Siyaka Commodities PLC
MB	Mercantile Produce Brokers (Pvt) Ltd	John Keells PLC

Buyers Prompt: 06.02.2023

Sellers Prompt: 07.02.2023

AWAITING SALE - CATALOGUE DETAILS

	SALE OF 30TH / 31ST JAN 2023		SALE OF 07TH / 08TH FEB 2023	
	LOTS	QTY(KGS)	LOTS	QTY(KGS)
EX-ESTATE	689	745,187	587	590,414
HIGH AND MEDIUM	1,209	496,164	968	407,846
LOW GROWN (LEAFY)	1,787	661,581	1,684	616,908
LOW GROWN (SEMI LEAFY)	1,367	584,852	1,342	569,789
LOW GROWN (TIPPY)	2,051	1,040,350	1,952	985,900
OFF GRADES+BOP1A	2,005	1,008,892	1,967	950,584
DUSTS	453	421,637	420	378,904
PREMIUM FLOWERY	461	74,682	366	56,972
TOTAL	10,022	5,033,345	9,286	4,557,317
MAIN SALE & EX ESTATE CLOSED ON	12TH JANUARY 2023		19TH JANUARY 2023	

SALE NO.07 – 14TH / 15TH FEBRUARY 2023

Ex-Estate catalogue and Main Sale catalogues are scheduled to be closed on the 26th January 2023.

SALE NO.08 – 21ST / 22ND FEBRUARY 2023

Ex-Estate catalogue and Main Sale catalogues are scheduled to be closed on the 02nd February 2023.

SALE NO.09 – 29TH FEBRUARY / 01ST MARCH 2023

Ex-Estate catalogue and Main Sale catalogues are scheduled to be closed on the 09th February 2023.

We Congratulate
MANAGEMENT OF TALAWAKELLE TEA ESTATES PLC
 for obtaining **ECO LABEL CERTIFICATION (SRI LANKA)**
 by **NATIONAL CLEANER PRODUCTION CENTRE**



We Congratulate
PELKETIYA TEA PROCESSING CENTER
 for obtaining
THE HAZARD ANALYSIS & CRITICAL CONTROL POINT
 in compliance with the requirement of **CODEX ALIMENTARIUS CXC 1-1969:2020**
 by **CEYCERT (PRIVATE) LIMITED**

ELEVATION WISE – STATISTICS – COLOMBO AUCTION AVERAGES

Elevation	LAST WEEK (RS)	WEEK BEFORE LAST (RS)	LAST YEAR (RS)	YEAR BEFORE (RS)
	Sale- 17.01.2023	Sale- 10.01.2023	Corres 2022	Corres 2021
Uva High	1267.44	1288.87	626.33	583.50
Western High	1486.83	1509.15	715.15	622.16
CTC High	1240.34	1232.96	619.71	583.34
Total High Grown	1428.20	1451.16	687.71	612.33
Uva Medium	1290.58	1306.17	643.34	600.70
Western Medium	1262.45	1257.48	625.48	585.09
CTC Medium	1124.19	1136.93	549.15	554.78
Total Medium Grown	1270.28	1271.85	630.81	590.41
Orthodox Low	1602.18	1623.84	762.65	688.69
CTC Low	1066.81	1119.06	529.23	561.24
Total Low Grown	1574.32	1595.52	745.56	679.68
TOTAL	1496.10	1519.86	715.29	651.46

Elevation	LAST WEEK (\$)	WEEK BEFORE LAST (\$)	LAST YEAR (\$)	YEAR BEFORE (\$)
	Sale- 17.01.2023	Sale- 10.01.2023	Corres 2022	Corres 2021
Uva High	3.50	3.56	3.10	3.03
Western High	4.10	4.17	3.54	3.23
CTC High	3.42	3.40	3.07	3.03
Total High Grown	3.94	4.01	3.41	3.18
Uva Medium	3.56	3.61	3.19	3.12
Western Medium	3.49	3.47	3.10	3.04
CTC Medium	3.10	3.14	2.72	2.88
Total Medium Grown	3.51	3.51	3.12	3.06
Orthodox Low	4.42	4.48	3.78	3.57
CTC Low	2.95	3.09	2.62	2.91
Total Low Grown	4.35	4.40	3.69	3.53
Weekly Total (USD)	4.13	4.20	3.54	3.38
Exchange Rate (LKR)	362.24	362.24	201.94	192.74

Elevation	TODATE 2020 (RS)	TODATE 2021 (RS)	TODATE 2022 (RS)	TODATE 2020 (\$)	TODATE 2021 (\$)	TODATE 2022 (\$)
Uva High	582.74	614.94	1272.52	3.05	3.04	3.48
Western High	633.94	711.26	1503.36	3.32	3.51	4.11
CTC High	590.49	613.67	1247.84	3.09	3.03	3.41
Total High Grown	620.69	677.74	1438.95	3.25	3.35	3.93
Uva Medium	601.58	629.69	1292.66	3.15	3.11	3.53
Western Medium	583.42	595.44	1254.74	3.05	2.94	3.43
CTC Medium	562.29	527.47	1123.73	2.94	2.60	3.07
Total Medium Grown	589.14	607.07	1265.96	3.08	3.00	3.46
Orthodox Low	683.79	736.09	1598.32	3.58	3.63	4.37
CTC Low	560.73	516.53	1088.01	2.93	2.55	2.97
Total Low Grown	675.17	720.03	1569.61	3.53	3.56	4.29
TOTAL	649.59	693.24	1496.70	3.40	3.42	4.09
Cumulative Sale Averages – 1 USD= Rs. (Monthly Weighted Average)				191.23	202.52	366.16

(Source: MSL/ CBSL)

WORLD TEA PRODUCTION (IN MILLION KILOS)

Country	Month	Month		To-date		Diff(+/-)
		2021	2022	2021	2022	2021 vs 2022
Sri Lanka	Dec	20.52	19.5	299.49	251.49	-48
Bangladesh	Nov	10.24	10.84	89.57	86.05	-3.52
North India	Nov	104.1	111.6	1057.1	1062.4	-5.3
South India	Nov	16.7	21.2	220	215.6	-4.4
Malawi	Nov	1.41	1.69	46.81	43.13	-3.95
Kenya	Sep	43.2	38.2	385.6	378.3	-7.3

(Source: Africa Tea Brokers/National Brokers Ltd)

MOMBASA AUCTION OF 23RD, 24TH & 25TH JANUARY 2023

The market saw a further decline in general demand with prices irregular following quality for the 239,000 packages (15,858,136.00 kilos) on offer; 35.08% were neglected.

UK, Sudan and Afghanistan lent more support while Yemen, other Middle Eastern countries, Kazakhstan, other CIS states and Russia maintained good enquiry. Iran showed useful but selective support while Pakistan Packers and Egyptian Packers were less active with Bazaar quiet. Local Packers showed more interest. Somalia were active at the lower end of the market.

BP1: Best - Were firm to USC20 easier with some lines discounted further by USC70 to USC108; a few select invoices however advanced by USC118. Brighter - Were irregular varying between steady to USC19 dearer to easier by up to USC22. Mediums - KTDA mediums were mainly firm with only a few teas varying between dearer by up to USC14 and easier by USC4 and USC24 while plantation mediums shed up to USC39. Lower Mediums - Met reduced competition and were irregularly easier by up to USC19 but few lines advanced by up to USC20. Plainer - Lost up to USC20.

PF1: Best - Shed up to USC14. Brighter - Firm to USC10 easier. Mediums - KTDA mediums were mostly steady but a few lines varied between firm to USC10 dearer to easier by a similar margin. Plantation mediums ranged from steady to up to USC5 dearer to USC16 below previous prices. Lower Mediums - Were easier by up to USC31 for most teas but a few invoices advanced by up to USC14. Plainer - Steady to easier by up to USC22.

DUST GRADES (M1) Best - Saw irregular interest varying between steady to USC15 dearer to easier by up to USC5. Brighter - Ranged between firm to USC10 dearer to easier by up to USC6. Mediums - KTDA mediums were mostly steady but a few teas varied between steady to USC4 dearer to easier by USC2 while plantation mediums lost up to USC20. Lower Medium - Firm to USC21 below previous levels but a few selected teas advanced by up to USC12. Plainer - Eased by up to USC30.

DUST1: Best - Varied between steady to USC5 dearer to easier by up to USC13. Brighter - Held value. Mediums - Most KTDA mediums were steady at last levels with plantation mediums firm to USC18 easier. Lower Medium - Met reduced competition and shed up to USC17. Plainer - Lost up to USC21.

(Courtesy - Africa Tea Brokers Limited)

GUWAHATI AUCTION OF 24TH JANUARY 2023

Good demand. All Assams are selling at irregular levels commensurate with quality. Plainer / poorer descriptions are at times neglected. Based on JT's 82% sale & CBPL's 75% (running). HUL operating selectively. W.I. buyers operating mainly on the cleaner better liquoring varieties. Internal segments of the trade operating. Exporters so far selective.

(Courtesy - Associated Brokers (Pvt) Ltd., Guwahati)

BANGLADESH AUCTION OF 23RD JANUARY 2023

CTC LEAF: 49,762 packages of Current Season teas on offer met with a fairly good demand.

BROKENS: A few clean Brokens available met with a stronger demand and were dearer with competition. The good varieties also held firm. Medium types met with fair demand and were a touch easier with some withdrawals. Plain teas, however, were much less in demand and were easier with more withdrawals. BLF teas met with fair demand and withdrawals were a little less.

FANNINGS: A small weight of good liquoring Fannings met with a strong demand and were mostly dearer. Good descriptions also met with a fair demand and were steady but tended a little easier with a few withdrawals. Mediums followed a similar market but there were more withdrawals in this variety. Plain teas witnessed only some support and were meeting more withdrawals. BLF teas met with fair demand and withdrawals were a little less.

CTC DUST: 12,275 packages of Current Season Teas 12,275 packages of Current Season teas on offer met with a fair demand and sold well. Good liquoring Dusts sold well with Tk.5/- to Tk.10/- lower than last levels. Mediums met with fair demand and sold well. Plain and BLF Dusts also met with fair demand with a few withdrawals. Blenders were active with fair interest from the Loose tea buyers.

COMMENTS: Bright teas continued to attract strong competition and were again a dearer market. Other varieties met with less demand with more withdrawals than last. Blenders were the mainstay of the market with less demand from Loose tea buyers. Dusts sold well with a few withdrawals.

(Courtesy - National Brokers Limited)

KOLKATA AUCTION OF 24TH / 25TH JANUARY 2023

Fair demand at irregularly easier levels closely following quality for Assams sold so far. Buying Pattern: W I - Operating . HUL - Operating. Exporters - Some enquiry. Based on PTM & JT 's (1st session) Catalogue.

(Courtesy - Associated Brokers Pvt. Ltd., Kolkata)

MALAWI AUCTION OF 25TH JANUARY 2023

There was low demand for the limited quantity on offer of 2740 packages.

BP1 were firm on last where sold.

PF1 were taken out, with few lines under bids.

PF /PF1SC /PD /D1/ - N/A.

Secondaries - Few D2 held firm, F2/F1 were taken out under bids.

(Courtesy - Tea Brokers Central Africa Limited)

JAKARTA AUCTION

The above market report details were not available at the time of printing this publication.

TEA PRODUCTION STATISTICS - DECEMBER 2022

We give below production figures for the month of December 2022, together with the corresponding figures of 2021 (Kgs)

	2022		2021		DIFFERENT FROM LAST YEAR +/-	
	DECEMBER	TODATE	DECEMBER	TODATE	MONTH	CUMULATIVE
ORTHODOX						
High Grown	3,829,829.00	50,208,810.00	3,984,665.00	58,117,361.00	-154,836.00	-7,908,551.00
Medium Grown	2,270,508.00	32,878,773.00	2,541,434.00	40,897,665.00	-270,926.00	-8,018,892.00
Low Grown	11,411,552.00	144,030,118.00	11,797,485.00	171,706,319.00	-385,933.00	-27,676,201.00
Total	17,511,889.00	227,117,701.00	18,323,584.00	270,721,345.00	-811,695.00	-43,603,644.00

CTC

High Grown	401,571.00	5,172,827.00	486,016.00	5,872,243.00	-84,445.00	-699,416.00
Medium Grown	557,494.00	6,436,598.00	596,283.00	8,898,474.00	-38,789.00	-2,461,876.00
Low Grown	863,296.00	10,962,372.00	922,822.00	11,423,984.00	-59,526.00	-461,612.00
Total	1,822,361.00	22,571,797.00	2,005,121.00	26,194,701.00	-182,760.00	-3,622,904.00

TOTAL BLACK TEA PRODUCTION

High Grown	4,231,400.00	55,381,637.00	4,470,681.00	63,989,604.00	-239,281.00	-8,607,967.00
Medium Grown	2,828,002.00	39,315,371.00	3,137,717.00	49,796,139.00	-309,715.00	-10,480,768.00
Low Grown	12,274,848.00	154,992,490.00	12,720,307.00	183,130,303.00	-445,459.00	-28,137,813.00
Total	19,334,250.00	249,689,498.00	20,328,705.00	296,916,046.00	-994,455.00	-47,226,548.00

GREEN TEA

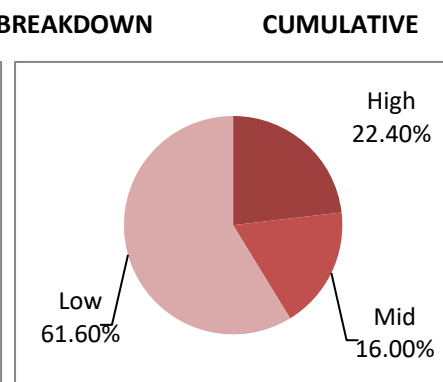
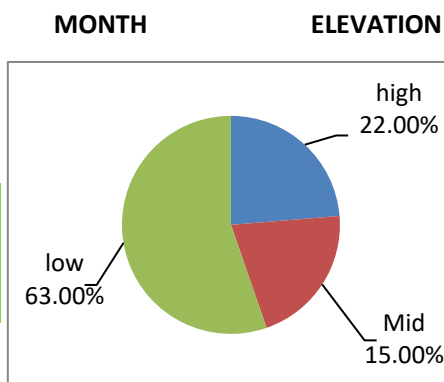
High Grown	86,877.00	939,136.00	95,666.00	1,336,967.00	-8,789.00	-397,831.00
Medium Grown	80,275.00	868,600.00	99,182.00	1,189,577.00	-18,907.00	-320,977.00
Low Grown	0.00	2,234.00	34.00	45,831.00	-34.00	-43,597.00
Total	167,152.00	1,809,970.00	194,882.00	2,572,375.00	-27,730.00	-762,405.00

TOTAL TEA PRODUCTION

High Grown	4,318,277.00	56,320,773.00	4,566,347.00	65,326,571.00	-248,070.00	-9,005,798.00
Medium Grown	2,908,277.00	40,183,971.00	3,236,899.00	50,985,716.00	-328,622.00	-10,801,745.00
Low Grown	12,274,848.00	154,994,724.00	12,720,341.00	183,176,134.00	-445,493.00	-28,181,410.00
Total	19,501,402.00	251,499,468.00	20,523,587.00	299,488,421.00	-1,022,185.00	-47,988,953.00

ANALYSIS OF TEA PRODUCTION %

	Month	Cumulative
High Grown	22.00	22.40
Medium Grown	15.00	16.00
Low Grown	63.00	61.60
Total	100.00	100.00



CTC PRODUCTION AS A PERCENTAGE OF BLACK TEA PRODUCTION

Month	9.4
Cumulative	9.0