



**Ceylon Tea  
Brokers**



# MARKET SNAPSHOT

**SALE NO. 02 OF 10TH / 11TH JANUARY 2023**

CEYLON TEA BROKERS PLC  
Level 7, Millenium House, No.46/58, Nawam Mawatha, Colombo 2  
Tel: 011-460777 Fax: 011-4607788  
Email: [general@ceylontebrokers.com](mailto:general@ceylontebrokers.com)  
Web: [www.ceylontebrokers.com](http://www.ceylontebrokers.com)

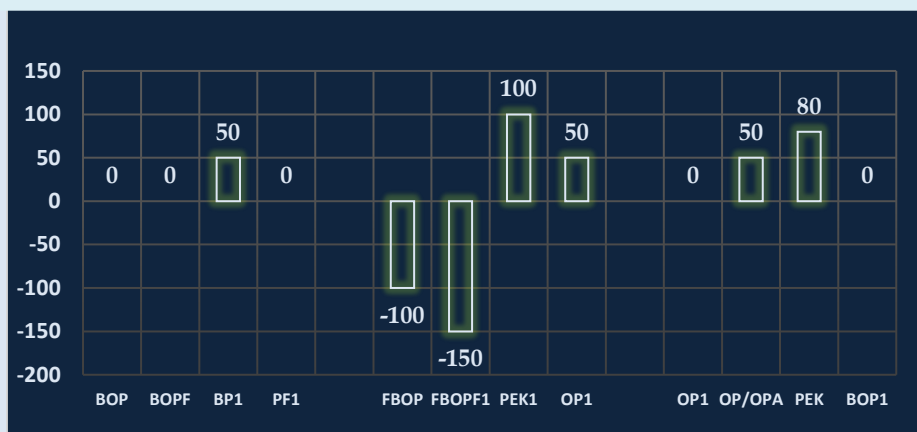
Good demand all-round.

Currency - 11th January  
LKR/USD 360.47

January (01st Sale)  
National Average  
Rs. 1462.76

Elevation Average

ELV	RS	USD
High	1,437.59	3.69
Medium	1,240.58	3.24
Low	1,528.12	3.99

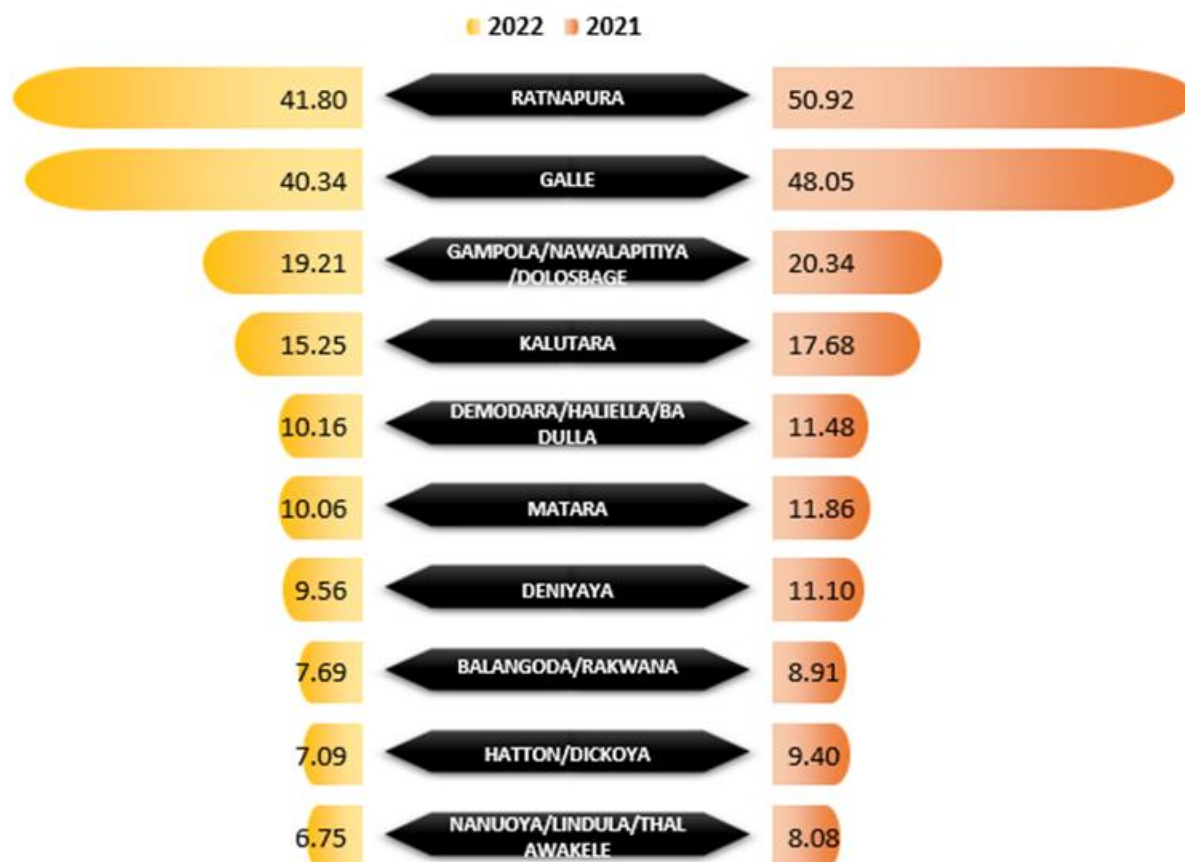


EX-ESTATE

MEDIUM

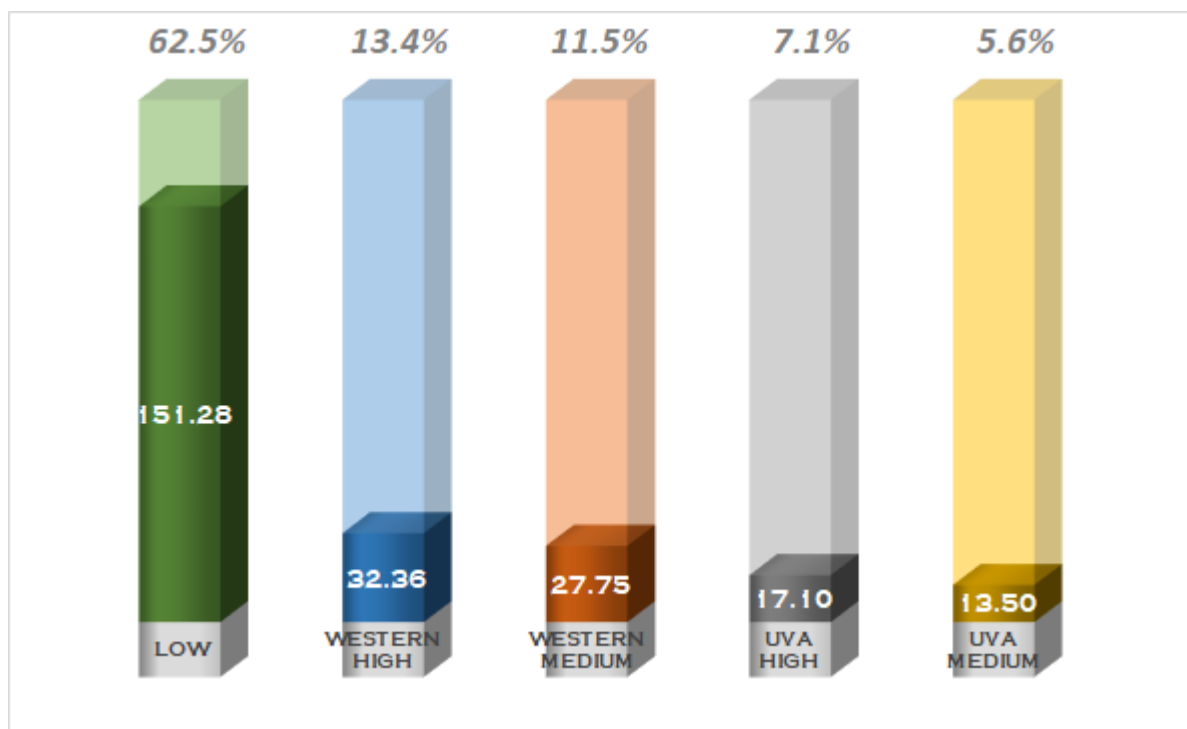
LOW GROWN

### TOP 10 AGRO CLIMATIC DISTRICTS ON TEA SOLD QUANTITY (IN MN KG) 2022 VS 2021



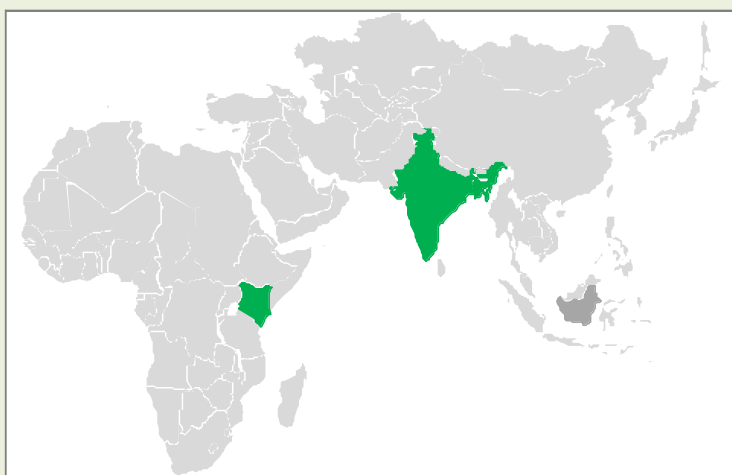
Source: S S P Corporate Services (Private) Limited

## ELEVATION WISE SRI LANKA TEA SOLD QUANTITY (IN MN KG) YEAR 2022



Source: MSL

## MARKET MOVEMENT AT INTERNATIONAL AUCTION CENTERS THIS WEEK



Bangladesh



India



Kenya



Indonesia market report details were not available at the time of printing this publication

## COMMENTS

Sale	Ex-Estate		Low Grown (Leafy/Tippy)		Total	
	Qty	Demand	Qty	Demand	Qty	Demand
02	0.73 MKgs	Good	2.3 Mkgs	Good	5.0 Mkgs	Good

WESTERN				
	SELECT BEST	BEST	BELOW BEST	PLAINER
BOP	Firm	Firm	↓ 50/-	↓ 50/-
BOPF	Firm	↑ 50/-	Firm	Firm

	NUWARA ELIYA	UDA PUSSELLAWA	UVA
BOP	↓ 50/-	↑ 50/-	Firm
BOPF	↓ 50/-	↓ 50/-	Firm

	HIGH	MEDIUM	LOW
BP1	Firm	↑ 50/-	↑ 50/-
PF1	Firm	Firm	Firm

HIGH & MEDIUM				
	SELECT BEST	BEST	BELOW BEST	OTHERS
BOP1	↑ 50/-	↑ 50/-	Firm	Firm
OP1	↑ 50/-	↑ 100/-	↑ 100/-	↑ 100/-
FBOP	↓ 50/-	↓ 100/-	↓ 50/-	↓ 50/-
FBOPF1	↓ 100/-	↓ 100/-	↓ 100/-	↓ 50/-
PEK	↑ 50/-	↑ 50/-	↑ 50/-	↑ 50/-
PEK1	↑ 100/-	↑ 50/-	↑ 50/-	↑ 50/-
OP/OPA	↑ 100/-	↑ 50/-	↑ 50/-	↑ 100/-

LEAFY / SEMI LEAFY				
	SELECT BEST	BEST	BELOW BEST	OTHERS
OP1	↑ 50/-	Firm	Firm	Firm
BOP1	Firm	Firm	↑ 40/-	↑ 40/-
OP/OPA			↑ 50/-	
PEK			↑ 80/-	
PEK1			↑ 70/-	
SMALL LEAF / TIPPY				
FBOP	Firm	Firm	↑ 20/-	↑ 30/-
FBOP1	↑ 20/-	Firm	Firm	↑ 10/-
FBOPF1	Firm	↑ 20/-	↑ 40/-	↑ 20/-
PREMIUM FLOWERY				
Select Best			Firm	
Best			↑ 200 - 400/-	
Below Best			↑ 100 - 200/-	
Others			↑ 200/-	



**Crude Oil**  
As at 11th January 2023 – USD 80.48



**Mombasa Auction**  
Demand: Fairly Good demand

### HOLIDAY NOTICE – CEYLON TEA BROKERS

Please note our Head Office, Warehouse & Sample Room will be closed for business on **Monday, 16th January 2023** in lieu of Thai Pongal falling on **Sunday, 15th January 2023**

### FINLAYS COLOMBO LIMITED

Finlays Warehouse will be closed for business on **Monday, 16th January 2023**, additional holiday due to Thai Pongal falling on **Sunday, 15th January 2023**

## CURRENCY BOARD – AS AT 11TH JANUARY 2023

	United States Dollars (USD)		European Community Euro (EUR)		United Kingdom pounds (GBP)	
	Corresponding		Corresponding		Corresponding	
	2023	2022	2023	2022	2023	2022
<b>Sri Lankan Rupee</b>	360.47	198.50	384.82	224.65	436.26	268.46

(Courtesy - Central Bank of Sri Lanka)

<b>Indian Rupee</b>	81.87	74.00	87.87	83.83	99.54	100.46
<b>Kenyan Shilling</b>	122.72	112.22	131.72	127.13	149.21	152.35
<b>Bangladesh Taka</b>	102.62	84.19	110.15	95.37	124.78	114.30
<b>Indonesian Rupiah</b>	15,548.70	14,292.80	16,689.20	16,191.30	18,905.60	19,404.60
<b>Malawi Kwacha</b>	1,013.70	804.27	1,088.05	911.10	1,232.55	1,091.92
<b>Vietnam Dong</b>	23,444.50	22,691.30	25,164.00	25,705.40	28,506.00	30,806.80

(Courtesy - Oanda Corporation)

## SRI LANKA RUPEE AGAINST US DOLLAR TIME PERIOD 05/01/2023 TO 11/01/2023 (SPOT RATE)

<b>05/01/2023</b>	359.97	<b>10/01/2023</b>	360.06
<b>09/01/2023</b>	359.95	<b>11/01/2023</b>	360.47

(Courtesy - Central bank of Sri Lanka)

## QUANTITY SOLD DURING THE PERIOD 02ND – 07TH JANUARY 2023

	2022		2021	
	WEEKLY	TODATE	WEEKLY	TODATE
<b>PRIVATE SALES</b>	77,485.00	77,485.00	92,733.50	92,733.50
<b>PUBLIC AUCTION</b>	4,580,543.00	4,580,543.00	4,465,254.00	4,465,254.00
<b>FORWARD CONTRACTS</b>	48,000.00	48,000.00	6,720.00	6,720.00
<b>DIRECT SALES</b>	-	-	-	-
<b>TOTAL</b>	4,706,028.00	4,706,028.00	4,564,707.50	4,564,707.50
<b>BMF EXCLUDED FROM PRIVATE SALE</b>	58,244.00	58,244.00	308,236.00	308,236.00

TEA  
TECH  
TIPS



*Firewood cut into small pieces billets will give better firing efficiency and reduce damage to the furnace.*

## CROP AND WEATHER (FOR THE PERIOD 02ND – 08TH JANUARY 2023)





























The Western and Nuwara Eliya planting districts experienced sunny weather with occasional showers. The Department of Meteorology forecasts evening showers in both regions.

The Uva/Udapussellawa's reported clear mornings followed by scattered showers. Heavy showers are to be expected in Uva.

The Low Grown districts reported bright weather followed by occasional showers. Heavy showers are to be expected in the Ruhuna and Sabaragamuwa districts.

All districts recorded a decline in crop intake except for the Nuwara Eliya's which maintained.

## WEATHER FORECAST (FOR THE PERIOD 12TH TO 18TH JANUARY 2023)

	Thu (12/01)	Fri (13/01)	Sat (14/01)	Sun (15/01)	Mon (16/01)	Tue (17/01)	Wed (18/01)
<b>Galle</b>	33°/23°C 	32°/23°C 	31°/22°C 	31°/24°C 	32°/23°C 	32°/23°C 	32°/23°C 
<b>Matara</b>	33°/22°C 	32°/22°C 	32°/21°C 	33°/23°C 	32°/23°C 	32°/22°C 	32°/22°C 
<b>Ratnapura</b>	35°/19°C 	34°/19°C 	33°/19°C 	33°/22°C 	34°/21°C 	34°/19°C 	34°/19°C 
<b>Hatton/ Talawakelle</b>	28°/14°C 	27°/14°C 	26°/12°C 	26°/15°C 	27°/16°C 	27°/15°C 	27°/15°C 

## ORDER OF SALE THIS WEEK

EX EST	H/M-OFF GR & DUST	LEAFY/ SEMI LEAFY/ TIPPY/PREM & BOP1A
CTB	Eastern Brokers Ltd	John Keells PLC
ES	Forbes & Walker Tea Brokers (Pvt) Ltd	Asia Siyaka Commodities PLC
MB	Mercantile Produce Brokers (Pvt) Ltd	<b>Ceylon Tea Brokers PLC</b>
LC	Lanka Commodity Brokers	Forbes & Walker Tea Brokers (Pvt) Ltd
JK	Asia Siyaka Commodities PLC	Eastern Brokers Ltd
AS	Bartleet Produce Marketing (Pvt) Ltd	Bartleet Produce Marketing (Pvt) Ltd
BA	<b>Ceylon Tea Brokers PLC</b>	Mercantile Produce Brokers (Pvt) Ltd
FW	John Keells PLC	Lanka Commodity Brokers

CATALOGUE	LOTS	QTY (KGS)
EX-ESTATE	646	730,281
HIGH AND MEDIUM	1,175	515,509
LOW GROWN (LEAFY)	1,721	646,054
LOW GROWN (SEMI LEAFY)	1,404	609,511
LOW GROWN (TIPPY)	2,077	1,061,139
OFF GRADES + BOP1A	2,035	1,001,492
DUSTS	467	446,692
PREMIUM FLOWERY	382	60,539
<b>TOTAL</b>	<b>9,907</b>	<b>5,071,217</b>

## HIGH GROWN TEAS

### BOP

Best Westerns were firm. Below Best and plainer types were lower by Rs.50/- per kg. Nuwara Eliya's were mostly unsold. Uda Pussellawa's gained by Rs.50/- per kg. Uva's remained firm.

### BOPF

Best Westerns were firm to dearer by Rs.50/- per kg. Best and plainer types maintained. Nuwara Eliya's were mostly unsold. Uda Pussellawa's were firm to Rs.50/- per kg easier. Uva's held firm.

## MEDIUM GROWN TEAS

### BOPF

In general, dearer by Rs. 50/- per kg

### BOP1/OP1

**BOP1:** Select best and best were dearer by Rs.50/- per kg whilst the all others were firm.

**OP1:** Select best gained by Rs.50/- per kg whilst all others were dearer by Rs.100/- per kg.

### OP/OPA

Select best and the poorer sorts were dearer by Rs.100/- per kg whilst the Best and the Below best gained by Rs.50/- per kg.

### PEKOE/PEKOE1

**PEK:** In general, dearer by Rs.50/- per kg.

**PEK1:** Select best moved up by Rs.100/- per kg, whilst all others moved up by Rs.50/- per kg.

### FBOP/FBOPF1

**FBOP:** Select best lower by Rs.50/- per kg whilst the Best easier by Rs.100/- per kg. Below best and the poorer sorts declined by Rs.50/- per kg.

**FBOPF1:** Select best, best and the below best teas were easier by Rs.100/- per kg whilst the lower end teas dropped by Rs.50/- per kg.

## CTC

### HIGH GROWN

**BP1** – Firm.

**PF1** – Maintained.

### MEDIUM GROWN

**BP1** – Dearer by Rs.50/- per kg.

**PF1** – Sold around last levels.

### LOW GROWN

**BP1** – Appreciated by Rs.50/- per kg.

**PF1** – Fully firm.

QUOTATIONS-HIGH GROWNS	BOP		BOPF	
BEST WESTERNS	1600	1700	1650	1850
BELOW BEST WESTERNS	1500	1550	1500	1600
PLAINER WESTERNS	1300	1480	1400	1480
NUWARA ELIYAS	1360	1400	N/A	
UDAPUSSELLAWAS	1240	1320	1140	1650
BEST UVAS	1460	1550	1460	1600
OTHER UVAS	1380		1280	1400
GOOD MEDIUMS	1600	2150	N/A	
POOR MEDIUMS	1000	1550	980	1200
QUOTATIONS – UNORTHODOX	BP1		PF1	
(CTC) CTC (High & Medium)	960	1300	1100	1360
CTC (Low)	1140	1240	1160	2100



## LOW GROWN

<b>BOP1</b>	Select best together with best types were firm whilst below best and poorer sorts were firm to lower.
<b>OP1</b>	Select best together with best and below best were firm. Poorer sorts were fully firm.
<b>OP</b>	Well-made varieties were firm, whilst best and below best were firm to dearer. Poorer sorts gained.
<b>OPA</b>	Select best maintained, whilst best and below best were firm to dearer. Teas at the lower end gained.
<b>PEKOE/PEKOE1</b>	Select best teas together with full range of bold PEKs were fully firm to dearer. Cleaner below best and the rest maintained.
<b>FBOP/FBOP1</b>	Select best and best were dearer, whilst others too had an improved market.
<b>BOP</b>	Few well-made invoices were firm, whilst others were slightly easier.
<b>BOPF</b>	In general, firm market.
<b>FBOPF/FBOPF1</b>	Select best and best held firm, whilst the below best and bottom eased.

QUOTATIONS	SELECT BEST	BEST	BELOW BEST	OTHER
BOP1	2,200-3,350	1,600-2,000	1,200-1,400	800-1,000
OP1	2,200-3,250	1,800-2,000	1,400-1,600	600-1,200
OP	1,900-2,400	1,500-1,800	1,300-1,500	600-1,100
OPA	1,800-2,350	1,500-1,800	1,300-1,500	600-1,100
PEKOE	1,800-2,650	1,600-1,800	1,400-1,600	600-1,200
PEKOE1	2,000-2,600	1,600-2,000	1,400-1,600	600-1,200
FBOP1	2,000-2,800	1,500-1,900	1000-1,400	Below 960
FBOP	2,200-2,900	1,800-2,000	1,000-1,600	Below 920
BOP	2,000-2,600	1,500-1,900	900-1,400	Below 880
BOPF	1,800-2,300	1,400-1,700	920-1,300	Below 900
FBOPF1	2,100-2,400	1,800-2,000	1,000-1,500	Below 940
FBOPF	2,200-3,000	1,700-2,100	980-1,600	Below 960
FFSP/FFEXSP/FFEXSP1	7,200-9,100	4,600-6,000	3,600-4,500	Below 3,500



## OFF GRADES

**FGS/FGS1** High grown varieties gained by Rs. 20-40/- per kg. Medium and low grown were firm. CTC's advanced by Rs. 20-40/- per kg.

**BM/BP** **BM** – Best varieties increased by Rs. 20-40/- per kg. Below best and bottom maintained.

**BP** – Gained by Rs. 40-60/- per kg.

**BOP1A** A few select best invoices maintained whilst the others gained by Rs.50/- per kg. Below best varieties were dearer by Rs. 20-40/- per kg. Poorer sorts dearer by Rs. 20-30/- per kg.

	HIGH		MEDIUM		LOW	
<b>BETTER FNGS</b>	1340	1600	920	1000	1000	1320
<b>OTHER FNGS</b>	670	1320	610	900	640	980
<b>P.FGS (CTC)</b>	N/A		790	980	540	1700
<b>BP</b>	840	1380	740	1480	610	1480
<b>BM</b>	710	980	520	1120	550	1650
<b>BOP1A</b>	800	1040	820	1340	750	1750

## DUST

**DUST1** Best high grown and below best were firm to marginally dearer. CTC's gained by Rs.30-50/- per kg. Best low grown were firm. Below best Low grown gained by Rs.20-30/- per kg.

**DUST** Cleaner secondaries and low grown dearer by Rs. 20-30/- per kg.

	HIGH		MEDIUM		LOW	
<b>PRIMARY DUSTS</b>	1450	1850	1100	1500	860	1260
<b>SECONDARY DUSTS</b>	800	1100	750	1000	750	850
<b>PDUST (CTC)</b>	1120	1380	1120	1550	1400	1800

## TOP PRICES - SALE NO. 02 OF 10TH / 11TH JANUARY 2023

WESTERN MEDIUM			
Dartry Valley	BOP	2,150.00	
Doombagastalawa	BOPSp	2,050.00	
Ancoombra	BOPSp	2,050.00	
Ancoombra	BOPF/BOPFSp	1,650.00	
Ancoombra	BOP1	2,450.00	
Dartry Valley	FBOP/FBOP1	2,300.00	
Dartry Valley	FBOPF/FBOPF1	2,350.00	
Hatale	OP/OPA	1,750.00	
Hatale	OP1	3,050.00	
Uplands	PEK/PEK1	2,400.00	
Dartry Valley	PEK/PEK1	2,400.00	
WESTERN HIGH			
Bearwell	BOP	1,700.00	
Wattegodde	BOP	1,700.00	
Mattakelle	BOP	1,700.00	
Bambrakelly	BOP	1,700.00	
Queensberry	BOPSp	1,950.00	
Dessford	BOPF/BOPFSp	1,850.00	
Torrington	BOP1	2,150.00	
<b>Weddemulla</b>	<b>BOP1</b>	<b>1,900.00</b>	@
Torrington	FBOP/FBOP1	2,100.00	
Inverness	FBOPF/FBOPF1	1,850.00	
Torrington	FBOPF/FBOPF1	1,850.00	
St Andrews	FBOPF/FBOPF1	1,850.00	
Torrington	OP	1,650.00	
Venture	OP	1,650.00	
<b>Frotoft Super</b>	<b>OP</b>	<b>1,600.00</b>	@
Inverness	OP	1,600.00	
<b>Weddemulla</b>	<b>OPA</b>	<b>1,600.00</b>	@
Venture	OP1	2,000.00	
<b>Bogahawatte</b>	<b>PEK</b>	<b>1,950.00</b>	@
<b>Frotoft Super</b>	<b>PEK1</b>	<b>2,200.00</b>	@
<b>Weddemulla</b>	<b>PEK1</b>	<b>2,200.00</b>	@
NUWARA ELIYA			
Kenmare	BOP	1,360.00	
Court Lodge	BOPF/BOPFSp	1,180.00	
Court Lodge	FBOP/FBOP1	1,500.00	
Court Lodge	OP/OPA	1,400.00	
Court Lodge	PEK/PEK1	1,600.00	
UDA PUSSELLAWAS			
Kirklees	BOP	1,460.00	
Luckyland	BOPSp	1,500.00	
Kirklees	BOPF/BOPFSp	1,650.00	
Gonapitiya	BOP1	1,300.00	
<b>Alma</b>	<b>FBOP/FBOP1</b>	<b>1,800.00</b>	@
Blairlomond	FBOPF/FBOPF1	1,750.00	
<b>Alma</b>	<b>OP/OPA</b>	<b>1,460.00</b>	@
Delmar	OP1	960.00	
<b>Alma</b>	<b>PEK</b>	<b>1,800.00</b>	@
<b>Alma</b>	<b>PEK1</b>	<b>2,050.00</b>	@

UVA MEDIUM			
Dickwella	BOP	1,950.00	
Halpewatte Uva	BOPSp	2,000.00	
Dickwella	BOPF/BOPFSp	1,900.00	
Maratenne	BOP1	1,950.00	
Misty-Uva	BOP1	1,950.00	
Glen Alpin	FBOP/FBOP1	2,250.00	
Aruna Passara	FBOPF/FBOPF1	2,050.00	
Tinioya	OP/OPA	1,700.00	
Dickwella	OP1	2,050.00	
Sarnia Plaiderie	PEK/PEK1	2,200.00	
UVA HIGH			
Aislaby	BOP	1,800.00	
<b>Ranaya</b>	<b>BOPSp</b>	<b>1,850.00</b>	@
Bandaraeliya	BOPF/BOPFSp	1,600.00	
Glenanore	BOP1	1,950.00	
Aislaby	FBOP/FBOP1	2,100.00	
Craig	FBOPF/FBOPF1	2,100.00	
Craig	OP/OPA	1,700.00	
Glenanore	OP/OPA	1,700.00	
<b>Mount Uva</b>	<b>OP/OPA</b>	<b>1,650.00</b>	@
Aislaby	OP1	1,700.00	
Battawatte	PEK/PEK1	2,200.00	
<b>Ranaya</b>	<b>PEK/PEK1</b>	<b>2,100.00</b>	@
Glenanore	PEK/PEK1	2,100.00	
UNORTHODOX HIGH			
Ulugedara CTC	PF1	1,340.00	
Dunsinane CTC	PF1	1,340.00	
Florence CTC	BP1	1,020.00	
UNORTHODOX MEDIUM			
New Peacock CTC	PF1	1,360.00	
Delta CTC	BP1	1,300.00	
Aultmore CTC	BPS	1,100.00	
Donside CTC	BPS	1,100.00	
<b>Aultmore CTC</b>	<b>BPS</b>	<b>1,040.00</b>	@
Birchwood CTC	BPS	1,040.00	
UNORTHODOX LOW			
Hingalgoda CTC	PF1	2,100.00	
Suduwelipothahena CTC	BP1	1,240.00	
Lantern Hill CTC	BPS	1,060.00	

DENOTES – CEYLON TEA BROKERS PLC [ @ ] / ALL TIME RECORD PRICE [ \* \* ] / EQUAL ALL TIME [ \* ]

CEYLON TEA BROKERS PLC – SALE NO. 02 OF 10TH / 11TH JANUARY 2023

## TOP PRICES - SALE NO. 02 OF 10TH / 11TH JANUARY 2023

LOW GROWN				CONT....			
New Vithanakande	BOP1	3,350.00		<b>Richiland</b>	<b>FBOP1</b>	<b>2,900.00</b>	<b>@</b>
Lumbini	BOP1	3,350.00		Ceciliyan	FBOP1	2,800.00	
Pothotuwa	OP1	3,250.00		<b>New J.S.P</b>	<b>FBOP1</b>	<b>2,550.00</b>	<b>@</b>
<b>Mulatiyana Hills</b>	<b>OP1</b>	<b>3,200.00</b>	<b>@</b>	Gunawardana	FBOPF	3,000.00	
New Vithanakande	OP1	3,200.00		<b>Sirimewana</b>	<b>FBOPF</b>	<b>2,900.00</b>	<b>@</b>
Etambagahawila	OP1	3,200.00		Hadigalla	FBOPF	2,900.00	
<b>Mulatiyana Hills</b>	<b>OP</b>	<b>2,400.00</b>	<b>@</b>	Sineth	FBOPF1	3,000.00	
Lanka	OP	2,250.00		<b>Gangaboda</b>	<b>FBOPF1</b>	<b>2,950.00</b>	<b>@</b>
<b>A C U Super</b>	<b>OP</b>	<b>2,200.00</b>	<b>@</b>	Galatara	FBOPF1	2,950.00	
Lumbini	OP	2,200.00					
Green Lanka	OP	2,200.00		<b>DUSTS</b>			
Mahaliyadda	OP	2,200.00		Ceciliyan CTC	DUST1	1,950.00	
Navinda	OP	2,200.00		Ceciliyan CTC	PD	1,800.00	
Liyonta	OPA	2,350.00		Hingalgoda CTC	PD	1,800.00	
Lumbini	OPA	2,300.00					
<b>Rumassala Hills</b>	<b>OPA</b>	<b>2,250.00</b>	<b>@</b>	<b>PREMIUM FLOWERY</b>			
<b>Mulatiyana Hills</b>	<b>OPA</b>	<b>2,250.00</b>	<b>@</b>	New Hopewell	FBOPFSp	9,100.00	
Navinda	OPA	2,250.00		<b>Nilrich</b>	<b>FBOPFExSp</b>	<b>8,350.00</b>	<b>@</b>
New Panilkanda	OPA	2,250.00		Brombil	FBOPFExSp1	9,000.00	
Green Lanka	OPA	2,250.00		<b>Lihiniyawa</b>	<b>FBOPFExSp1</b>	<b>8,150.00</b>	<b>@</b>
Lanka	OPA	2,250.00					
Liyonta	PEK	2,650.00		<b>OFF GRADES</b>			
Galatara	PEK1	2,600.00		Adisham	FGS/FGS1	1,600.00	
<b>Matuwagalla Super</b>	<b>PEK1</b>	<b>2,500.00</b>	<b>@</b>	Holyrood	FGS/FGS1	1,600.00	
<b>Nilrich</b>	<b>PEK1</b>	<b>2,500.00</b>	<b>@</b>	Kotiyagalla	FGS/FGS1	1,600.00	
<b>Wathurawila</b>	<b>PEK1</b>	<b>2,500.00</b>	<b>@</b>	Wattegodde	FGS/FGS1	1,550.00	
Hidellana	PEK1	2,500.00		Somerset	FGS/FGS1	1,550.00	
H P P Tea	PEK1	2,500.00		Mattakelle	FGS/FGS1	1,550.00	
Lumbini	PEK1	2,500.00		<b>Forest Creek</b>	<b>FGS/FGS1</b>	<b>1,500.00</b>	<b>@</b>
<b>Suduwelipothahena Super</b>	<b>PEK1</b>	<b>2,450.00</b>	<b>@</b>	Clydesdale	FGS/FGS1	1,500.00	
<b>Golden Garden</b>	<b>PEK1</b>	<b>2,450.00</b>	<b>@</b>	Waltrim	FGS/FGS1	1,500.00	
New Panawenna Smallholders	PEK1	2,450.00		Diyagama East	FGS/FGS1	1,500.00	
Gunawardana	PEK1	2,450.00		Adisham	FGS/FGS1	1,500.00	
New Vithanakande	PEK1	2,450.00		Dessford	FGS/FGS1	1,500.00	
<b>Golden Garden</b>	<b>BOP</b>	<b>2,500.00</b>	<b>@</b>	Hingalgoda CTC	PF	1,700.00	
<b>Wathurawila</b>	<b>BOP</b>	<b>2,500.00</b>	<b>@</b>	Hingalgoda CTC	PF	1,550.00	
Brombil	BOP	2,500.00		<b>Aultmore CTC</b>	<b>PF</b>	<b>980.00</b>	<b>@</b>
Pothotuwa	BOP	2,500.00		Kurunduwatta	BM	1,650.00	
Kiruwanaganga	BOPSp	2,400.00		<b>Wathurawila</b>	<b>BM</b>	<b>1,500.00</b>	<b>@</b>
<b>Wathurawila</b>	<b>BOPSp</b>	<b>2,350.00</b>	<b>@</b>	Maratenne	BP	1,480.00	
Sithaka	BOPF	2,450.00		Hidellana	BP	1,480.00	
<b>Brombil</b>	<b>BOPF</b>	<b>2,350.00</b>	<b>@</b>	Court Lodge	BP	1,380.00	
Kiruwanaganga	BOPF	2,350.00		<b>Davy Hills</b>	<b>BP</b>	<b>1,340.00</b>	<b>@</b>
<b>Wathurawila</b>	<b>BOPFSp</b>	<b>2,300.00</b>	<b>@</b>	Spring Valley	BP	1,340.00	
Mahaliyadda	BOPFSp	2,300.00		Allen Valley	BP	1,340.00	
Sithaka	FBOP	2,950.00		Chandrika Estate	BOP1A	1,900.00	
Pothotuwa	FBOP	2,800.00					
<b>Mulatiyana Hills</b>	<b>FBOP</b>	<b>2,750.00</b>	<b>@</b>				
Gunawardana	FBOP	2,750.00					

DENOTES – CEYLON TEA BROKERS PLC (@) / ALL TIME RECORD PRICE (\*\*) / EQUAL ALL TIME (\*)

CEYLON TEA BROKERS PLC – SALE NO. 02 OF 10TH / 11TH JANUARY 2023

## FUTURE SALES INFORMATION

### SALE NO 03 OF 17TH / 18TH JANUARY 2023

EX-ESTATE	H/M-OFF GR & DUST	LEAFY/ SEMI LEAFY/ TIPPY/PREM & BOP1A
ES	Forbes & Walker Tea Brokers (Pvt) Ltd	Asia Siyaka Commodities PLC
MB	Mercantile Produce Brokers (Pvt) Ltd	<b>Ceylon Tea Brokers PLC</b>
LC	Lanka Commodity Brokers	Forbes & Walker Tea Brokers (Pvt) Ltd
JK	Asia Siyaka Commodities PLC	Bartleet Produce Marketing (Pvt) Ltd
AS	Bartleet Produce Marketing (Pvt) Ltd	Mercantile Produce Brokers (Pvt) Ltd
BA	<b>Ceylon Tea Brokers PLC</b>	Eastern Brokers Ltd
FW	John Keells PLC	Lanka Commodity Brokers
<b>CTB</b>	Eastern Brokers Ltd	John Keells PLC

**Buyers Prompt: 24.01.2023**

**Sellers Prompt: 25.01.2023**

### AWAITING SALE - CATALOGUE DETAILS

	SALE OF 17TH / 18TH JAN 2023		SALE OF 24TH / 25TH JAN 2023	
	LOTS	QTY(KGS)	LOTS	QTY(KGS)
<b>EX-ESTATE</b>	713	796,994	822	942,777
<b>HIGH AND MEDIUM</b>	1,308	574,981	1,573	712,893
<b>LOW GROWN (LEAFY)</b>	1,719	642,856	2,093	867,881
<b>LOW GROWN (SEMI LEAFY)</b>	1,360	579,044	1,641	762,303
<b>LOW GROWN (TIPPY)</b>	1,972	989,611	2,508	1,369,959
<b>OFF GRADES+BOP1A</b>	2,075	1,041,150	2,624	1,407,084
<b>DUSTS</b>	492	481,638	611	610,420
<b>PREMIUM FLOWERY</b>	353	56,012	499	86,667
<b>TOTAL</b>	<b>9,992</b>	<b>5,162,286</b>	<b>12,371</b>	<b>6,759,984</b>
<b>MAIN SALE &amp; EX ESTATE CLOSED ON</b>	<b>22ND DECEMBER 2022</b>		<b>05TH JANUARY 2023</b>	

#### **SALE NO.05 – 30TH / 31ST JANUARY 2023**

Ex-Estate catalogue and Main Sale catalogues are scheduled to be closed on the 12th January 2023.

#### **SALE NO.06 – 07TH / 08TH FEBRUARY 2023**

Ex-Estate catalogue and Main Sale catalogues are scheduled to be closed on the 19th January 2023.

#### **SALE NO.07 – 14TH / 15TH FEBRUARY 2023**

Ex-Estate catalogue and Main Sale catalogues are scheduled to be closed on the 26th January 2023.

## ELEVATION WISE – STATISTICS – COLOMBO AUCTION AVERAGES

Elevation	LAST WEEK (RS) Sale- 03.01.2023	WEEK BEFORE LAST (RS) Sale- 19.12.2022	LAST YEAR (RS) Corres 2022	YEAR BEFORE (RS) Corres 2021
Uva High	1262.99	1223.67	604.63	579.61
Western High	1515.86	1485.90	702.62	642.91
CTC High	1271.94	1205.80	607.04	609.31
Total High Grown	1438.04	1406.38	665.64	627.03
Uva Medium	1282.67	1265.95	614.76	600.14
Western Medium	1244.19	1219.87	554.51	582.03
CTC Medium	1112.80	1076.74	510.85	573.67
Total Medium Grown	1256.26	1236.26	576.58	587.23
Orthodox Low	1568.48	1591.93	697.48	681.47
CTC Low	1077.09	1079.92	521.40	572.33
Total Low Grown	1538.61	1563.93	684.49	674.02
<b>TOTAL</b>	<b>1474.02</b>	<b>1478.47</b>	<b>662.37</b>	<b>649.51</b>

Elevation	LAST WEEK (\$) Sale- 03.01.2023	WEEK BEFORE LAST (\$) Sale- 19.12.2022	LAST YEAR (\$) Corres 2022	YEAR BEFORE (\$) Corres 2021
Uva High	3.48	3.37	3.02	3.13
Western High	4.17	4.09	3.51	3.47
CTC High	3.50	3.32	3.03	3.29
Total High Grown	3.96	3.87	3.32	3.38
Uva Medium	3.53	3.49	3.07	3.24
Western Medium	3.43	3.36	2.77	3.14
CTC Medium	3.06	2.96	2.55	3.10
Total Medium Grown	3.46	3.40	2.88	3.17
Orthodox Low	4.32	4.38	3.48	3.68
CTC Low	2.97	2.97	2.60	3.09
Total Low Grown	4.24	4.31	3.42	3.64
<b>Weekly Total (USD)</b>	<b>4.06</b>	<b>4.07</b>	<b>3.30</b>	<b>3.51</b>
<b>Exchange Rate (LKR)</b>	<b>363.11</b>	<b>363.18</b>	<b>200.43</b>	<b>185.28</b>

Elevation	TODATE 2020 (RS)	TODATE 2021 (RS)	TODATE 2022 (RS)	TODATE 2020 (\$)	TODATE 2021 (\$)	TODATE 2022 (\$)
Uva High	579.61	604.63	1262.99	3.03	2.99	3.45
Western High	642.91	702.62	1515.86	3.36	3.47	4.14
CTC High	609.31	607.04	1271.94	3.19	3.00	3.48
Total High Grown	627.03	665.64	1438.04	3.28	3.29	3.93
Uva Medium	600.14	614.76	1282.67	3.14	3.04	3.51
Western Medium	582.03	554.51	1244.19	3.04	2.74	3.40
CTC Medium	573.67	510.85	1112.80	3.00	2.52	3.04
Total Medium Grown	587.23	576.58	1256.26	3.07	2.85	3.43
Orthodox Low	681.47	697.48	1568.48	3.56	3.44	4.29
CTC Low	572.33	521.4	1077.09	2.99	2.57	2.94
Total Low Grown	674.02	684.49	1538.61	3.52	3.38	4.21
<b>TOTAL</b>	<b>649.51</b>	<b>662.37</b>	<b>1474.02</b>	<b>3.40</b>	<b>3.27</b>	<b>4.03</b>
<b>Cumulative Sale Averages – 1 USD= Rs. (Monthly Weighted Average)</b>				<b>191.23</b>	<b>202.52</b>	<b>365.81</b>

(Source: MSL/ CBSL)

## WORLD TEA PRODUCTION (IN MILLION KILOS)

Country	Month	Month		To-date		Diff(+/-)
		2021	2022	2021	2022	2021 vs 2022
Sri Lanka	Nov	20.06	20.24	278.96	231.87	-47.09
Bangladesh	Nov	10.24	10.84	89.57	86.05	-3.52
North India	Nov	104.1	111.6	1057.1	1062.4	-5.3
South India	Nov	16.7	21.2	220	215.6	-4.4
Malawi	Oct	2.93	2.11	45.39	41.44	-3.95
Kenya	Aug	33.6	35.9	342.4	340.1	-2.3

(Source: Africa Tea Brokers/National Brokers Ltd)

## MOMBASA AUCTION OF 09TH,10TH & 11TH JANUARY 2023

There was fairly good demand but at irregular levels with prices following quality for the 216,461 packages (14,445,143.00 kilos) on offer; 25.69% remained unsold.

Kazakhstan, other CIS states, Iran and Sudan lent more and strong support with Egyptian Packers and Pakistan Packers active but at lower levels. Yemen, other Middle Eastern countries and UK maintained enquiry while Afghanistan and Russia were active but selective. Bazaar reduced activity with Local Packers out bid. Somalia were active at the lower end of the market.

**BP1:** Best – Saw irregular activity but at mostly dearer levels by up to USC23 with a few teas easier by up to USC34. Brighter – Were steady to USC29 dearer but select invoices suffered a price adjustment of up to USC74 below last levels. Mediums – KTDA mediums were firm to USC36 above previous prices with plantation mediums appreciating by up to USC24. Lower Mediums – Were irregular ranging between dearer by up to USC35 to USC20 below last rates. Plainer – Varied between firm to USC19 dearer to easier by up to USC28.

**PF1:** Best – Met reduced competition and shed up to USC26. Brighter – Were firm to USC15 below previous rates. Mediums – KTDA mediums were steady to USC10 easier while plantation mediums advanced by up to USC26 but some lines eased by up to USC8. Lower Mediums – Ranged between steady to USC26 dearer to easier by up to USC21. Plainer – Firm to USC11 dearer to up to USC28 below last rates.

**DUST GRADES (M1)** Best – Met irregular interest and varied between firm to USC14 dearer for a few lines while most teas lost up to USC18. Brighter – Were steady to USC14 below previous levels. Mediums – KTDA mediums were steady to easier by up to USC5 while plantation mediums saw good competition at firm to dearer by up to USC15. Lower Medium – Most teas advanced by up to USC38 but some lines shed up to USC12. Plainer – Saw irregular interest at firm to USC11 dearer to easier by up to USC24.

**DUST1:** Best – Lost up to USC11. Brighter – Were firm to easier by up to USC7. Mediums – KTDA mediums were steady to USC10 easier where sold while plantation mediums shed up to USC14. Lower Medium – Were firm to irregularly easier by up to USC27. Plainer – Ranged between steady to USC14 above last levels to easier by up to USC21.

(Courtesy - Africa Tea Brokers Limited)

## GUWAHATI AUCTION OF 11TH JANUARY 2023

Fair demand at barely steady to easier levels following quality. Based on PAR's 72% sale. Buying Pattern: HUL/ WI /Internal operating.

(Courtesy - Associated Brokers (Pvt) Ltd., Guwahati)

## BANGLADESH AUCTION OF 09TH JANUARY 2023

**CTC LEAF:** 52,848 packages of Current Season teas on offer met with a good demand.

**BROKENS:** A few good Brokens catalogued met with quite a strong demand and were generally firm. Mediums met with some demand but prices eased with fair withdrawals. Plain teas were less in demand and there was a decline in price with heavier withdrawals. BLF teas met with a little demand and prices declined further and consequently there were more withdrawals.

**FANNINGS:** A few lines of bright Fannings on offer met with quite a strong demand and were mostly dearer. Other varieties met with a fairly good interest with prices following quality. However, plain varieties were not much in demand and there were several withdrawals with a decline in price. BLF teas met with a little demand and prices declined further and consequently there were more withdrawals.

**CTC DUST:** 12,026 packages of Current Season teas on offer met with good demand. Select few lines of bright liquoring Dusts were well competed for and advanced by Tk.5/- to Tk.7/-. Other good liquoring Dusts were firm on last. Mediums also met with fairly good demand and sold at around last levels. Plain and BLF Dusts saw only some demand with fair withdrawals. Blenders were fairly active with some interest from the Loose tea buyers.

**COMMENTS:** Blenders operated strongly for bright liquoring teas which sold well in line with quality. Loose teas buyers lent only some support. Plain teas, mostly reprints suffered very heavy withdrawals owing to lack of interest for these teas on offer. Dusts sold well.

(Courtesy - National Brokers Limited)

## KOLKATA AUCTION OF 10TH / 11TH JANUARY 2023

Good demand at irregularly easier levels for Assams. Dooars seen so far are around last levels. Buying Pattern: W I - Operating . HUL - Operating . TCPL - Some enquiry. Exporters - Some enquiry. Local - Operating. Based on TCP & AB 's ( 1st session ) Catalogue.

(Courtesy - Associated Brokers Pvt. Ltd., Kolkata)

## MALAWI AUCTION OF 11TH JANUARY 2023

There was low demand for the limited quantity on offer.

BP1 were barely steady where sold.

PF1 were neglected as producers placed valuation limits.

PF1SC - NA

PD - N/A

Secondary grades - Few lines were sold, balance were not supported on account of low quality.

(Courtesy - Tea Brokers Central Africa Limited)

## JAKARTA AUCTION

The above market report details were not available at the time of printing this publication.