



**Ceylon Tea
Brokers**

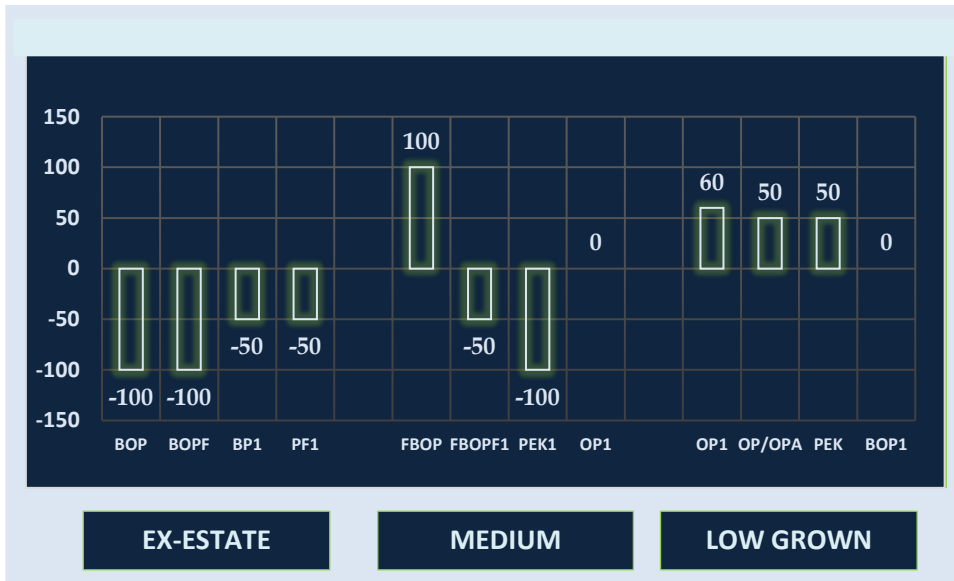


MARKET SNAPSHOT

SALE NO. 49 OF 13TH / 14TH DECEMBER 2022

CEYLON TEA BROKERS PLC
Level 7, Millenium House, No.46/58, Nawam Mawatha, Colombo 2
Tel: 011-460777 Fax: 011-4607788
Email: general@ceylontebrokers.com
Web: www.ceylontebrokers.com

Ex-Estate met with good demand at easier rates whilst Low grown met with good demand.



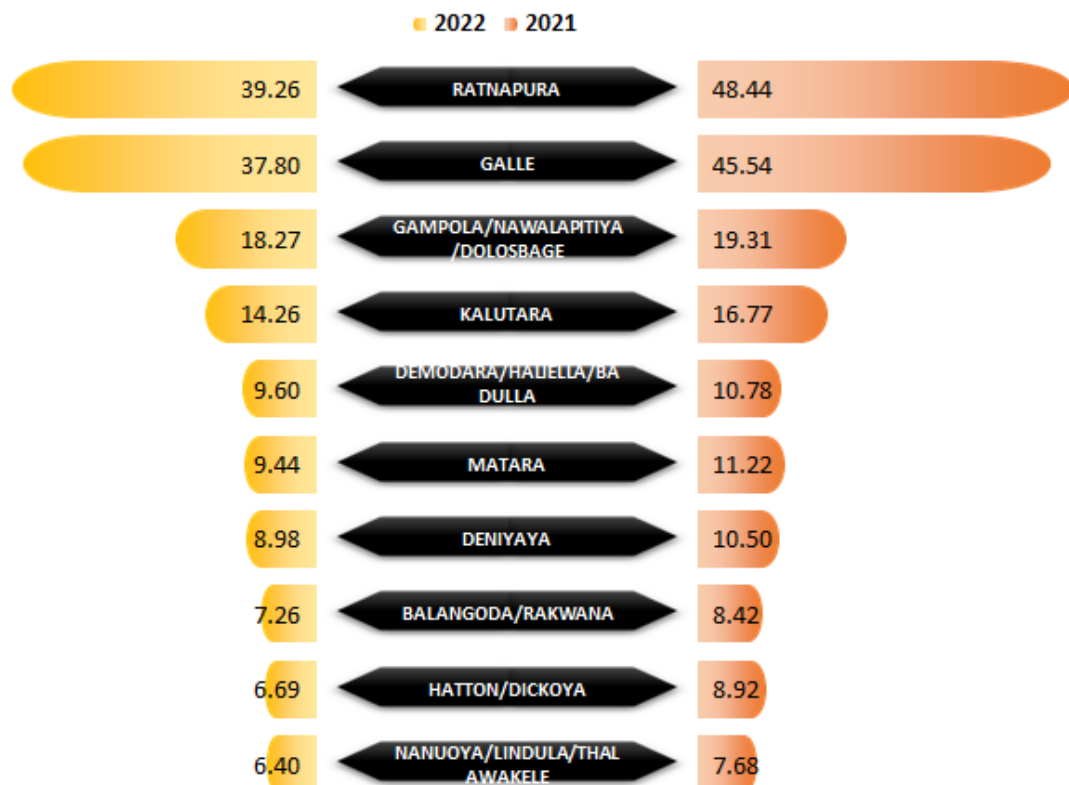
Currency - 14th December
LKR/USD 361.20

December (01st Sale)
National Average
Rs. 1,453.43

Elevation Average

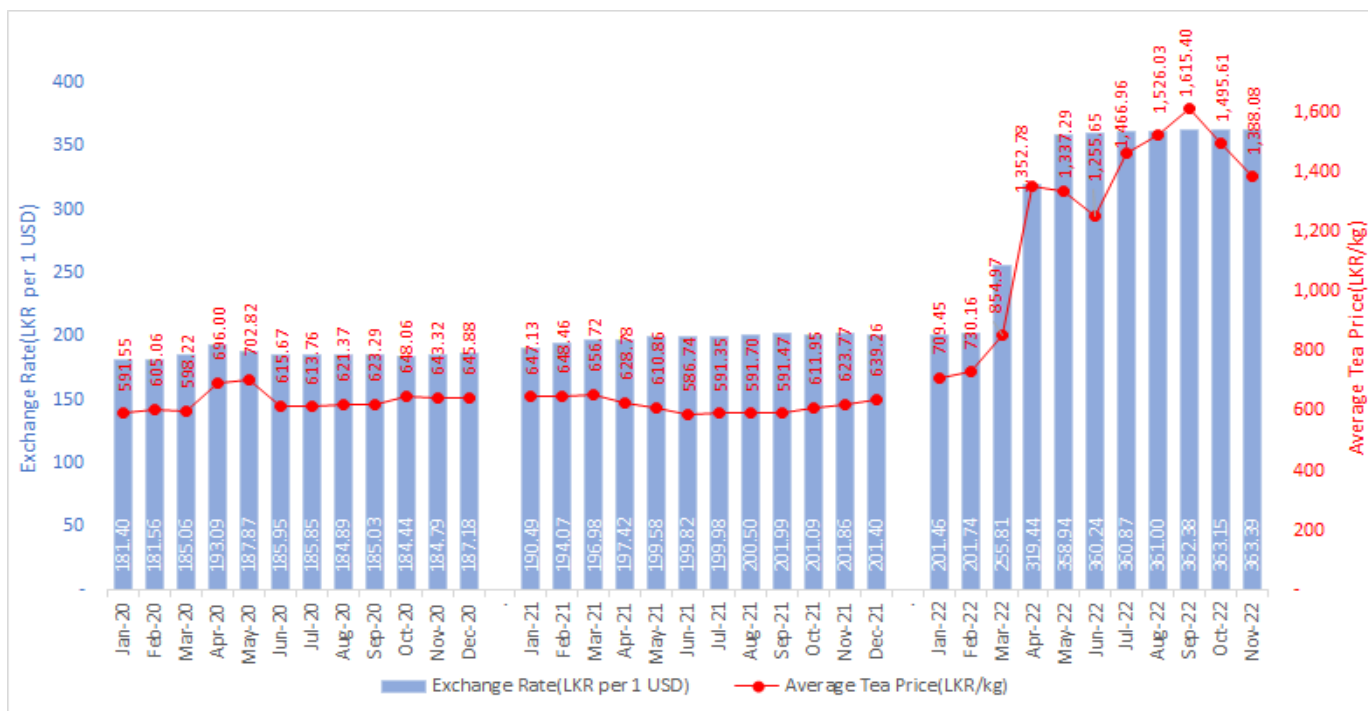
ELV	RS	USD
High	1,387.92	3.69
Medium	1,224.62	3.24
Low	1,520.53	3.99

TOP 10 AGRO CLIMATIC DISTRICTS ON TEA SOLD QUANTITY (IN MN KG) YTD NOVEMBER - 2022 VS 2021



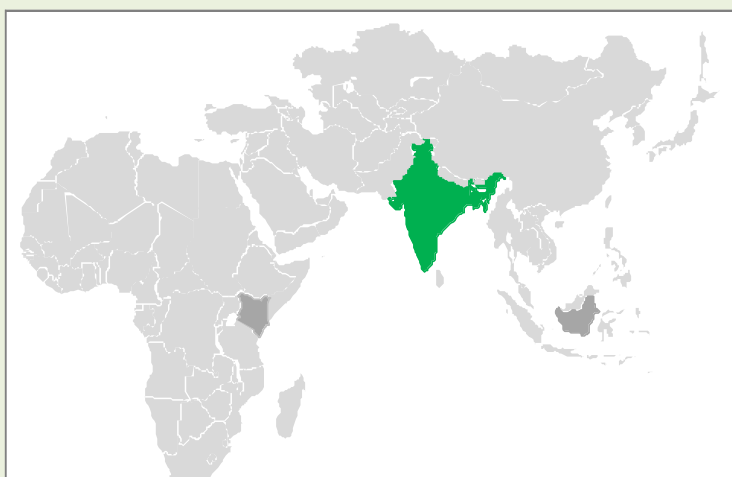
(Source: S S P Corporate Services (Private) Limited)

MONTHLY SRI LANKAN AVERAGE TEA SOLD PRICE (LKR/KG) VS EXCHANGE RATE (LKR PER 1 USD)



(Source: S S P Corporate Services (Private) Limited, International Finance Statistics-Central Bank)

MARKET MOVEMENT AT INTERNATIONAL AUCTION CENTERS THIS WEEK



Bangladesh



India



Kenya & Indonesia market report details were not available at the time of printing this publication.

COMMENTS

Sale	Ex-Estate		Low Grown (Leafy/Tippy)		Total	
	Qty	Demand	Qty	Demand	Qty	Demand
49	0.66 MKgs	Good demand at easier rates	2.3 Mkgs	Good	5.1 Mkgs	Good

WESTERN				
	SELECT BEST	BEST	BELOW BEST	PLAINER
BOP	Firm	↓ 50/-	↓ 50/-	↓ 100/-
BOPF	Firm	Firm	↓ 50/-	↓ 100/-

	NUWARA ELIYA	UDA PUSSELLAWA	UVA
BOP	↓ 50/-	↓ 100/-	Firm
BOPF	N/A	↓ 100/-	↓ 50/-

	HIGH	MEDIUM	LOW
BP1	N/A	↓ 50/-	↓ 50/-
PF1	↓ 50/-	↓ 50/-	↓ 50/-

HIGH & MEDIUM				
	SELECT BEST	BEST	BELOW BEST	OTHERS
BOP1	↑ 50/-	↑ 50/-	Firm	Firm
OP1	↑ 50/-	Firm	Firm	Firm
FBOP	↑ 50/-	↑ 100/-	Firm	Firm
FBOPF1	↓ 50/-	↓ 50/-	↓ 50/-	Firm
PEK	↓ 50/-	↓ 50/-	Firm	Firm
PEK1	↓ 100/-	↓ 100/-	↓ 50/-	Firm
OP/OPA	Firm	Firm	Firm	Firm

LEAFY / SEMI LEAFY				
	SELECT BEST	BEST	BELOW BEST	OTHERS
OP1	↑ 60/-	↑ 50/-	↑ 30/-	↑ 30/-
BOP1	Firm	Firm	Firm	Firm
OP/OPA			↑ 50/-	
PEK			↑ 50/-	
PEK1			↑ 40/-	

SMALL LEAF / TIPPY				
FBOP	Firm	↓ 20/-	↓ 40/-	↓ 40/-
FBOP1	↓ 20/-	Firm	↓ 10/-	↓ 20/-
FBOPF1	↓ 40/-	↓ 20/-	↓ 30/-	↓ 40/-

PREMIUM FLOWERY	
Select Best	↓ 1000/-
Best	↓ 300-600/-
Below Best	Firm
Others	Firm



Crude Oil
As at 14th December 2022 – USD 81.45

Sri Lanka Tea Exports – Total quantity of tea exported for the month of November 2022 including Re-Exports with imported Tea amounted to 19.28 Mn/kg, recording a decline of 6.59 Mn/kg (-25.49%) compared to the same period last year. The FOB price per Kg for the month was LKR 1,992.05 vis-à-vis LKR 917.96 (LKR + 1,074.09). Total export earnings recorded an increase of LKR 14.65 Billion (61.70%) in 2022 as against the same month last year.

(Please refer Page No.15-17 for more details)

CURRENCY BOARD – AS AT 14TH DECEMBER 2022

	United States Dollars (USD)		European Community Euro (EUR)		United Kingdom pounds (GBP)	
	Corresponding		Corresponding		Corresponding	
	2022	2021	2022	2021	2022	2021
Sri Lankan Rupee	361.20	198.50	381.15	223.47	443.37	260.77

(Courtesy - Central Bank of Sri Lanka)

Indian Rupee	82.61	75.64	87.41	85.38	101.77	100.13
Kenyan Shilling	121.98	111.85	129.08	126.26	150.28	148.07
Bangladesh Taka	101.67	84.02	107.58	94.85	125.26	111.23
Indonesian Rupiah	15,613.20	14,323.70	16,521.60	16,169.20	19,236.20	18,961.10
Malawi Kwacha	1,017.98	805.83	1,077.21	909.66	1,254.20	1,066.73
Vietnam Dong	23,610.00	22,979.50	24,983.60	25,940.20	29,088.60	30,419.30

(Courtesy - Oanda Corporation)

SRI LANKA RUPEE AGAINST US DOLLAR TIME PERIOD 08/12/2022 TO 14/12/2022 (SPOT RATE)

08/12/2022	361.30	12/12/2022	361.20	14/12/2022	361.20
09/12/2022	361.30	13/12/2022	361.20		

(Courtesy - Central bank of Sri Lanka)

QUANTITY SOLD DURING THE PERIOD 05TH – 10TH DECEMBER 2022

	2022		2021	
	WEEKLY	TODATE	WEEKLY	TODATE
PRIVATE SALES	62,040.50	3,944,407.08	91,168.00	5,474,703.00
PUBLIC AUCTION	4,401,013.00	227,885,544.00	5,350,412.00	272,721,244.00
FORWARD CONTRACTS	41,900.00	1,869,760.00	8,160.00	2,081,750.00
DIRECT SALES	-	-	-	-
TOTAL	4,504,953.50	233,699,711.08	5,449,740.00	280,277,697.00
BMF EXCLUDED FROM PRIVATE SALE	36,126.00	5,618,362.00	125,598.00	9,963,530.00

TEA
TECH
TIPS



Leaf quality from harvest till transported to the factory needs to be handled with care. Do not subject leaf to excessive heat and damage while handling and transport.

CROP AND WEATHER (FOR THE PERIOD 05TH – 11TH DECEMBER 2022)

The Western planting districts experienced gloomy weather followed by light showers, whilst Nuwara Eliyas reported overcast conditions with evening showers. The department of Meteorology forecasts light showers in both regions.

Uva/Udapussellawas reported dull conditions with heavy winds and rain. Evening showers are expected in Uva.

The Low Grown Region reported overcast conditions with rain and winds. Light showers are expected in Ruhuna and Sabaragamuwa districts.

The Western and Nuwara Eliya Regions maintained whilst Uva/Udapussellawas recorded a decline. Low Grown Region reported an increase in their crop intakes.

WEATHER FORECAST (FOR THE PERIOD 15TH TO 21ST DECEMBER 2022)

	Thu (15/12)	Fri (16/12)	Sat (17/12)	Sun (18/12)	Mon (19/12)	Tue (20/12)	Wed (21/12)
Galle	30°/24°C 	29°/24°C 	29°/24°C 	29°/24°C 	31°/24°C 	31°/23°C 	31°/24°C
Matara	31°/23°C 	30°/23°C 	31°/24°C 	30°/23°C 	31°/24°C 	31°/25°C 	30°/25°C
Ratnapura	30°/21°C 	31°/22°C 	30°/22°C 	29°/22°C 	31°/23°C 	30°/24°C 	31°/24°C
Hatton/ Talawakelle	25°/15°C 	25°/16°C 	23°/17°C 	22°/18°C 	25°/18°C 	24°/19°C 	24°/19°C

ORDER OF SALE THIS WEEK

EX EST	H/M-OFF GR & DUST	LEAFY/ SEMI LEAFY/ TIPPY/PREM & BOP1A
CTB	Bartleet Produce Marketing (Pvt) Ltd	Bartleet Produce Marketing (Pvt) Ltd
LC	Lanka Commodity Brokers	Mercantile Produce Brokers (Pvt) Ltd
BA	Ceylon Tea Brokers PLC	Lanka Commodity Brokers
ES	Eastern Brokers Ltd	Eastern Brokers Ltd
FW	John Keells PLC	John Keells PLC
AS	Asia Siyaka Commodities PLC	Asia Siyaka Commodities PLC
JK	Mercantile Produce Brokers (Pvt) Ltd	Ceylon Tea Brokers PLC
MB	Forbes & Walker Tea Brokers (Pvt) Ltd	Forbes & Walker Tea Brokers (Pvt) Ltd

CATALOGUE	LOTS	QTY (KGS)
EX-ESTATE	588	658,721
HIGH AND MEDIUM	1,296	569,541
LOW GROWN (LEAFY)	1,808	699,343
LOW GROWN (SEMI LEAFY)	1,423	617,911
LOW GROWN (TIPPY)	2,070	1,064,487
OFF GRADES + BOP1A	2,140	1,084,711
DUSTS	435	417,034
PREMIUM FLOWERY	384	63,610
TOTAL	10,144	5,175,358

HIGH GROWN TEAS

BOP Best Westerns were firm to Rs.50/- per kg easier. Below best too followed a similar trend. Plainer types lost further. Nuwara Eliya's were irregular. Uda Pussellawa's eased by Rs.100/- per kg and more. Uva's were firm.

BOPF Best Westerns held firm. Below best declined by Rs.50/- per kg and more. Plainer types dropped further. Hardly any offerings from Nuwara Eliya. Uda Pussellawa's were mostly unsalable. Uva's declined by Rs.100/- per kg and more.

MEDIUM GROWN TEAS

BOPF Select the best and best held firm. Below best and poorer sorts declined by Rs. 50 -100/- per kg.

BOP1/OP1 **BOP1:** Select best and best gained by Rs. 50/- per kg whilst all others maintained.
OP1: Select best dearer by Rs. 50/- per kg whilst all others were firm.

OP/OPA In general, were firm.

PEKOE/PEKOE1 **PEK:** Select best and best were easier by Rs. 50/- per kg whilst all others were maintained.
PEK1: Select best and best lower by Rs. 100/- per kg whilst below best declined by Rs. 50/- per kg. Poorer sorts held firm.

FBOP/FBOPF1 **FBOP:** Select best gained by Rs. 50/- per kg, best moved up by Rs. 100/- per kg. Others held firm.
FBOPF1: Select best, Best and Below best declined by Rs. 50/- per kg whilst the poorer sorts maintained.

CTC

HIGH GROWN **BP1** – Hardly any offerings.
PF1 – Lower by Rs.50/- per kg.

MEDIUM GROWN **BP1** – Easier by Rs.50/- per kg.
PF1 – Shed by Rs.50/- per kg.

LOW GROWN **BP1** – Declined by Rs.50/- per kg.
PF1 – Dropped by Rs.50/- per kg.

QUOTATIONS-HIGH GROWNS	BOP		BOPF	
BEST WESTERNS	1650	1800	1650	1800
BELOW BEST WESTERNS	1460	1600	1460	1600
PLAINER WESTERNS	1380	1440	1320	1440
NUWARA ELIYAS	1300	1600	1460	
UDAPUSSELLAWAS	1360	1440	1100	1440
BEST UVAS	1340	1460	1400	1500
OTHER UVAS	N/A		1120	1340
GOOD MEDIUMS	1550	2200	1400	1500
POOR MEDIUMS	1000	1500	920	1300
QUOTATIONS – UNORTHODOX	BP1		PF1	
(CTC) CTC (High & Medium)	870	1120	900	1320
CTC (Low)	1140	1280	1100	1800

LOW GROWN

BOP1	Select best declined, whilst best and below best were firm. Poorer types maintained.
OP1	Select best together with best and below best firm to dearer. Poorer sorts were fully firm.
OP	Well-made varieties were firm, whilst best and below best were firm to dearer. Poorer sorts maintained.
OPA	Select best together with best and below best were firm to dearer. Teas at the lower end maintained.
PEKOE/PEKOE1	Select best teas together with full range of bold PEKs were fully firm to dearer. Cleaner below best and the rest maintained.
FBOP/FBOP1	Select best and best were firm to dearer, whilst others eased.
BOP	Few well-made invoices were firm, whilst others were slightly easier.
BOPF	In general, lower market.
FBOPF/FBOPF1	Select best and best lower to last, whilst the below best and bottom held firm.

QUOTATIONS	SELECT BEST	BEST	BELOW BEST	OTHER
BOP1	2200-3000	1600-2000	1200-1400	800-1000
OP1	2200-3400	1800-2000	1400-1600	600-1200
OP	1900-2400	1500-1800	1300-1500	600-1100
OPA	1800-2400	1500-1800	1300-1500	600-1100
PEKOE	1800-2550	1600-1800	1400-1600	600-1200
PEKOE1	2000-2550	1600-2000	1400-1600	600-1200
FBOP1	1900-2350	1500-1800	980-1400	Below 960
FBOP	2000-2900	1600-1900	980-1500	Below 920
BOP	2000-2700	1500-1900	900-1400	Below 880
BOPF	1800-2300	1400-1700	920-1300	Below 900
FBOPF1	2000-3350	1300-1900	950-1200	Below 940
FBOPF	2200-2950	1600-2100	980-1500	Below 960
FFSP/FFEXSP/FFEXSP1	7200-8000	4600-6000	3600-4500	Below 3500

OFF GRADES

FGS/FGS1 High grown varieties eased by Rs. 20-40/- per kg. Medium and low grown varieties advanced by Rs. 20-40/- per kg. CTC's were firm to Rs. 10-20/- per kg dearer.

BM/BP **BM** – Best varieties were firm to easier by Rs. 10-20/- per kg. Below best and bottom were firm yet declined by Rs.10-20/- per kg towards the closure.

BP – In general maintained.

BOP1A A few select best invoices declined marginally, whilst the balance appreciated by Rs. 20-40/- per kg. Below best varieties were dearer by Rs. 20-40/- per kg. Poorer sorts were firm.

	HIGH		MEDIUM		LOW	
BETTER FNGS	1000	1400	900	1020	1000	1360
OTHER FNGS	640	980	650	890	630	980
P.FGS (CTC)	N/A		680	890	520	1400
BP	670	1340	690	1550	640	1550
BM	570	900	600	960	560	1550
BOP1A	680	940	690	1300	650	1800

DUST

DUST1 Best and below best high grown appreciated substantially more towards the end. CTC's were irregularly lower. Best low grown dearer by Rs. 40-50/- per kg whilst below best Low grown were firm.

DUST Clean secondaries and low grown were firm.

	HIGH		MEDIUM		LOW	
PRIMARY DUSTS	1450	1900	1100	1550	900	1300
SECONDARY DUSTS	800	1100	680	1000	660	850
PDUST (CTC)	1200	1500	1080	1400	1300	1800

TOP PRICES - SALE NO. 49 OF 13TH / 14TH DECEMBER 2022

WESTERN MEDIUM			
Dartry Valley	BOP	2,250.00	
Windsorforest	BOPSp	1,950.00	
Windsorforest	BOPF/BOPFSp	1,320.00	
Craighead	BOP1	2,800.00	
Nayapane	FBOP/FBOP1	2,600.00	
Dartry Valley	FBOPF/FBOPF1	2,300.00	
Dartry Valley	OP/OPA	1,750.00	
Dartry Valley	OP1	2,550.00	
Dartry Valley	PEK/PEK1	2,350.00	
Uplands	PEK/PEK1	2,350.00	
WESTERN HIGH			
Wattegodde	BOP	1,800.00	
Bearwell	BOP	1,800.00	
Alton	BOP	1,800.00	
Great Western	BOP	1,800.00	
Queensberry	BOPSp	1,950.00	
Somerset	BOPF/BOPFSp	1,800.00	
Wattegodde	BOPF/BOPFSp	1,800.00	
Inverness	BOP1	2,450.00	
Frotoft Super	BOP1	1,950.00	@
Queensberry	FBOP/FBOP1	2,450.00	
Frotoft Super	FBOPF/FBOPF1	2,000.00	@
Venture	FBOPF/FBOPF1	2,000.00	
Glenloch	OP/OPA	1,700.00	
Venture	OP/OPA	1,700.00	
Venture	OP1	2,300.00	
Frotoft Super	PEK	1,800.00	@
Weddemulla	PEK	1,800.00	@
Torrington	PEK	1,800.00	
St Andrews	PEK	1,800.00	
Frotoft Super	PEK1	2,100.00	@
NUWARA ELIYA			
Lovers Leap	BOP	1,600.00	
Lovers Leap	FBOP/FBOP1	1,750.00	
Court Lodge	PEK/PEK1	1,650.00	
UDA PUSSELLAWAS			
Luckyland	BOP	1,440.00	
Delmar	BOPSp	1,750.00	
Kirklees	BOPF/BOPFSp	1,500.00	
Alma	FBOP/FBOP1	2,100.00	@
Alma	FBOPF/FBOPF1	1,900.00	@
Gonapitiya	FBOPF/FBOPF1	1,900.00	
Alma	OP/OPA	1,550.00	@
Gordon	OP/OPA	1,550.00	
Delmar	OP1	860.00	
Alma	PEK	1,900.00	@
Alma	PEK1	2,100.00	@
UVA MEDIUM			
Dickwella	BOP	1,900.00	
Demodera 'S'	BOP	1,900.00	
Roseland Uva	BOP	1,700.00	@
Sarnia Plaiderie	BOPSp	2,000.00	
Dickwella	BOPF/BOPFSp	1,950.00	
Demodera 'S'	BOP1	2,750.00	
Sarnia Plaiderie	FBOP/FBOP1	2,400.00	
Halpewatte Uva	FBOPF/FBOPF1	2,050.00	
Ury	FBOPF/FBOPF1	1,950.00	@
Dickwella	FBOPF/FBOPF1	1,950.00	
Demodera 'S'	FBOPF/FBOPF1	1,950.00	
High Spring	OP/OPA	1,700.00	
Ury	OP/OPA	1,650.00	@
Maratenne	OP/OPA	1,650.00	
Aruna Passara	OP/OPA	1,650.00	
Dickwella	OP1	2,100.00	
Sarnia Plaiderie	PEK/PEK1	2,300.00	
UVA HIGH			
Aislaby	BOP	1,900.00	
Ranaya	BOPSp	1,950.00	@
Bandaraeliya	BOPF / BOPFSp	1,500.00	
Gonamotawa	BOP1	2,350.00	
Aislaby	FBOP/FBOP1	2,200.00	
Ranaya	FBOP/FBOP1	2,050.00	@
Ranaya	FBOPF/FBOPF1	2,000.00	@
Mount Uva	OP	1,600.00	@
Craig	OP	1,600.00	
Ranaya	OPA	1,550.00	@
Glenanore	OP1	2,250.00	
Mount Uva	PEK	1,850.00	@
Glenanore	PEK	1,850.00	
Battawatte	PEK1	2,150.00	
Ranaya	PEK1	2,050.00	@
UNORTHODOX HIGH			
Dunsinane CTC	PF1	1,220.00	
Dunsinane CTC	BPS	1,200.00	
UNORTHODOX MEDIUM			
New Peacock CTC	PF1	1,320.00	
Delta CTC	BP1	1,120.00	
Donside CTC	BPS	1,020.00	
UNORTHODOX LOW			
Kalubowitiyana CTC	PF1	1,800.00	
Ceciliyan CTC	BP1	1,280.00	
Ross Feld CTC	BPS	** 1,240.00	

DENOTES – CEYLON TEA BROKERS PLC [@] / ALL TIME RECORD PRICE [**] / EQUAL ALL TIME [*]

CEYLON TEA BROKERS PLC – SALE NO. 49 OF 13TH / 14TH DECEMBER 2022

TOP PRICES - SALE NO. 49 OF 13TH / 14TH DECEMBER 2022

LOW GROWN				DUSTS			
Lumbini	BOP1	3,000.00		Wattegodde	DUST1	1,900.00	
Pothotuwa	BOP1	3,000.00		Great Western	DUST1	1,900.00	
New Vithanakande	BOP1	2,950.00		Mattakelle	DUST1	1,900.00	
Mulatiyana Hills	BOP1	2,850.00	@	Ceciliyan CTC	PD	1,800.00	
Green House	BOP1	2,850.00					
Pothotuwa	OP1	3,400.00		PREMIUM FLOWERY			
Mulatiyana Hills	OP	2,400.00	@	Rajjuruwatta Super	FBOPFSp	7,650.00	@
New Panilkanda	OP	2,200.00		Mulatiyana Hills	FBOPFExSp	8,000.00	@
Liyonta	OP	2,200.00		New Deniyaya	FBOPFExSp	7,500.00	@
Mulatiyana Hills	OP	2,150.00	@	Uruwala	FBOPFExSp1	5,800.00	
Himara	OP	2,150.00	@				
Lumbini	OP	2,150.00		OFF GRADES			
Green Lanka	OP	2,150.00		Wanarajah	FGS/FGS1	1,400.00	
Kottawa Valley	OP	2,150.00		Stonyclyff	FGS/FGS1	1,400.00	
Liyonta	OPA	2,400.00		Kotiyagalla	FGS/FGS1	1,400.00	
A C U Super	OPA	2,300.00	@	Clydesdale	FGS/FGS1	1,400.00	
Green Lanka	OPA	2,300.00		Mooloya	FGS/FGS1	1,400.00	
Kiribathgalla Special	PEK	2,550.00		Kotiyagalla	FGS/FGS1	1,380.00	
Katandola	PEK	2,550.00		Lethenty	FGS/FGS1	1,380.00	
Lumbini	PEK	2,500.00		Stonyclyff	FGS/FGS1	1,380.00	
Liyonta	PEK	2,500.00		Drayton	FGS/FGS1	1,380.00	
Golden Garden	PEK	2,450.00	@	Adisham	FGS/FGS1	1,380.00	
Brombil	PEK	2,450.00		Bogawantalawa	FGS/FGS1	1,380.00	
Green House	PEK	2,450.00		Mattakelle	FGS/FGS1	1,380.00	
Lumbini	PEK1	2,550.00	@	Hauteville	FGS/FGS1	1,380.00	
Nilgiri	PEK1	2,500.00	@	Mooloya	FGS/FGS1	1,380.00	
Veddagala	PEK1	2,500.00	@	Diyagama West	FGS/FGS1	1,360.00	@
New Batuwangala	PEK1	2,500.00		Adisham	FGS/FGS1	1,360.00	
Matuwagalla Super	PEK1	2,450.00	@	Chandrika Estate	FGS/FGS1	1,360.00	
A C U Super	PEK1	2,450.00	@	Kirkoswald	FGS/FGS1	1,360.00	
New Hopewell	PEK1	2,450.00		Wattegodde	FGS/FGS1	1,360.00	
Lakshmi	PEK1	2,450.00		Hingalgoda CTC	PF	1,400.00	
Bulathsinghala Tea	PEK1	2,450.00		Sachitha	BM	1,550.00	
Brombil	BOP	2,700.00		Kurunduwatta	BM	1,500.00	
Streamline	BOPSp	2,400.00		Wathurawila	BM	1,480.00	@
Brombil	BOPF	2,300.00		Ruckmaldola	BP	1,550.00	@
New Rekadahena	BOPFSp	2,300.00		Halpewatta Uva	BP	1,550.00	
Mahaliyadda	BOPFSp	2,300.00		Chandrika Estate	BOP1A	1,800.00	
Pothotuwa	FBOP	2,900.00		Chandrika Estate	BOP1A	1,750.00	
Sithaka	FBOP	2,900.00		Wathurawila	BOP1A	1,650.00	@
Bogoda Group	FBOP1	2,350.00		Aldora	BOP1A	1,650.00	
Navinda	FBOP1	2,350.00		Garden Leaf	BOP1A	1,650.00	
Rumassala Hills	FBOP1	2,300.00	@				
Rathmalgoda Super	FBOPF	2,950.00					
Gunawardana	FBOPF	2,950.00					
Sineth	FBOPF1	3,350.00					
Gangaboda	FBOPF1	3,300.00	@				

DENOTES – CEYLON TEA BROKERS PLC [@] / ALL TIME RECORD PRICE [**] / EQUAL ALL TIME [*]

CEYLON TEA BROKERS PLC – SALE NO. 49 OF 13TH / 14TH DECEMBER 2022

FUTURE SALES INFORMATION

SALE NO 50 OF 19TH / 20TH DEC 2022

EX-ESTATE	H/M-OFF GR & DUST	LEAFY/ SEMI LEAFY/ TIPPY/PREM & BOP1A
LC	Lanka Commodity Brokers	Mercantile Produce Brokers (Pvt) Ltd
BA	Ceylon Tea Brokers PLC	Lanka Commodity Brokers
ES	Eastern Brokers Ltd	Eastern Brokers Ltd
FW	John Keells PLC	John Keells PLC
AS	Asia Siyaka Commodities PLC	Asia Siyaka Commodities PLC
JK	Mercantile Produce Brokers (Pvt) Ltd	Ceylon Tea Brokers PLC
MB	Forbes & Walker Tea Brokers (Pvt) Ltd	Forbes & Walker Tea Brokers (Pvt) Ltd
CTB	Bartleet Produce Marketing (Pvt) Ltd	Bartleet Produce Marketing (Pvt) Ltd

Buyers Prompt: 27.12.2022

Sellers Prompt: 28.12.2022

AWAITING SALE – CATALOGUE DETAILS

	SALE OF 19TH / 20TH DEC 2022		SALE OF 03RD / 04TH JAN 2023	
	LOTS	QTY(KGS)	LOTS	QTY(KGS)
EX-ESTATE	648	722,877	613	677,842
HIGH AND MEDIUM	1,359	611,894	1,337	601,093
LOW GROWN (LEAFY)	1,713	647,691	1,757	668,207
LOW GROWN (SEMI LEAFY)	1,348	575,929	1,275	540,541
LOW GROWN (TIPPY)	2,011	1,030,364	1,986	1,001,603
OFF GRADES+BOP1A	2,018	1,008,390	2,081	1,043,298
DUSTS	475	450,586	469	447,853
PREMIUM FLOWERY	403	65,450	394	63,461
TOTAL	9,975	5,113,181	9,912	5,043,898
MAIN SALE & EX ESTATE CLOSED ON	01ST DECEMBER 2022		08TH DECEMBER 2022	

SALE NO.02 – 10TH / 11TH JANUARY 2023

Ex-Estate catalogue and Main Sale catalogues are scheduled to be closed on the 15th December 2022.

SALE NO.03 – 17TH / 18TH JANUARY 2023

Ex-Estate catalogue and Main Sale catalogues are scheduled to be closed on the 22nd December 2022.

SALE NO.04 – 24TH / 25TH JANUARY 2023

Ex-Estate catalogue and Main Sale catalogues are scheduled to be closed on the 05th January 2023.

ELEVATION WISE – STATISTICS – COLOMBO AUCTION AVERAGES

Elevation	LAST WEEK (RS)	WEEK BEFORE LAST (RS)	LAST YEAR (RS)	YEAR BEFORE (RS)
	Sale- 05.12.2022	Sale- 29.11.2022	Corres 2021	Corres 2020
Uva High	1248.80	1219.30	575.42	580.76
Western High	1456.79	1484.75	657.51	679.77
CTC High	1210.30	1230.22	572.47	651.09
Total High Grown	1384.25	1386.49	627.63	650.92
Uva Medium	1262.87	1284.28	603.35	575.81
Western Medium	1201.60	1197.72	542.69	584.30
CTC Medium	1104.62	1064.85	495.61	603.09
Total Medium Grown	1224.36	1230.52	564.78	582.22
Orthodox Low	1560.48	1570.17	673.06	668.92
CTC Low	1029.09	1031.41	506.19	551.97
Total Low Grown	1529.82	1531.93	660.70	659.90
TOTAL	1459.76	1456.15	638.44	645.96

Elevation	LAST WEEK (\$)	WEEK BEFORE LAST (\$)	LAST YEAR (\$)	YEAR BEFORE (\$)
	Sale- 05.12.2022	Sale- 29.11.2022	Corres 2021	Corres 2020
Uva High	3.44	3.36	2.85	3.13
Western High	4.01	4.09	3.25	3.66
CTC High	3.33	3.39	2.83	3.51
Total High Grown	3.81	3.82	3.10	3.51
Uva Medium	3.48	3.54	2.98	3.10
Western Medium	3.31	3.30	2.68	3.15
CTC Medium	3.04	2.93	2.45	3.25
Total Medium Grown	3.37	3.39	2.79	3.14
Orthodox Low	4.30	4.32	3.33	3.61
CTC Low	2.83	2.84	2.50	2.98
Total Low Grown	4.21	4.22	3.27	3.56
Weekly Total (USD)	4.02	4.01	3.16	3.48
Exchange Rate (LKR)	363.18	363.19	202.25	185.48

Elevation	TODATE 2020 (RS)	TODATE 2021 (RS)	TODATE 2022 (RS)	TODATE 2020 (\$)	TODATE 2021 (\$)	TODATE 2022 (\$)
Uva High	548.09	550.14	1090.58	2.96	2.77	3.39
Western High	599.72	606.29	1111.44	3.24	3.06	3.45
CTC High	551.87	534.78	963.46	2.98	2.70	2.99
Total High Grown	583.54	588.67	1104.21	3.16	2.97	3.43
Uva Medium	582.51	568.57	1148.95	3.15	2.87	3.57
Western Medium	534.91	535.23	969.05	2.89	2.70	3.01
CTC Medium	507.72	497.39	832.43	2.75	2.51	2.59
Total Medium Grown	549.80	545.62	1027.66	2.97	2.76	3.19
Orthodox Low	682.71	654.52	1371.05	3.69	3.31	4.26
CTC Low	485.97	503.66	949.18	2.63	2.54	2.95
Total Low Grown	668.30	646.04	1342.06	3.61	3.26	4.17
TOTAL	630.87	617.14	1241.22	3.41	3.12	3.86
Cumulative Sale Averages – 1 USD= Rs. (Monthly Weighted Average)				184.94	198.31	321.79

(Source: MSL/ CBSL)

WORLD TEA PRODUCTION (IN MILLION KILOS)

Country	Month	Month		To-date		Diff(+/-)
		2021	2022	2021	2022	2021 vs 2022
Sri Lanka	Oct	24.2	18.8	258.9	211.4	-47.5
Bangladesh	Oct	14.58	11.38	79.33	75.21	-4.12
North India	Oct	171.6	141.9	953.1	950.9	-2.2
South India	Oct	21.4	18.8	203.3	194.4	-8.9
Malawi	Sep	4.03	3.63	42.5	39.3	-3.2
Kenya	Jul	34.7	33.8	308.8	304.2	-4.6

(Source: Africa Tea Brokers/National Brokers Ltd)

BANGLADESH AUCTION OF 12TH DECEMBER 2022

CTC LEAF: 54,004 packages of Current Season teas on offer met with a strong demand which strengthened as the sale progressed.

BROKENS: Good Brokens met with a fairly good demand but were a little easier. Mediums witnessed fair demand but were easier with quality. Plain teas were less in demand and eased. There were fair withdrawals. BLF teas met with fair interest at steady rates but there were several withdrawals.

FANNINGS: Best Fannings were a strong feature of the sale and were well competed for resulting in higher rates. Good types were also well supported at last levels. Mediums witnessed fair interest and were about steady. Plain types met with some demand but were mostly easier and there were fair withdrawals. BLF teas met with fair interest at steady rates but there were several withdrawals.

CTC DUST: 12,556 packages of Current Season teas on offer met with good demand. Good liquoring Dusts attracted good demand but prices were easier by Tk.3/- to Tk.5/-. Mediums were well supported and were fully firm to slightly dearer closely following quality. Plain and BLF Dusts saw only some interest from buyers and prices declined with more withdrawals. Blenders lent good support with only fair interest from the Loose tea buyers.

COMMENTS: There were more buyers participating this week. As a result, there was some improvement in price levels. Blenders continued to be active particularly on the brighter liquoring teas whilst Loose tea buyers lent fair support, as a result of which withdrawals were a little less. Dusts sold well.

(Courtesy - National Brokers Limited)

KOLKATA AUCTION OF 13TH / 14TH DECEMBER 2022

Fair Demand for Better Assams at easier levels. Good demand for remainder at barely steady levels. Buying Pattern: W I - Operating . HUL - Operating . TCPL - Operating, Based on PAR's (1st session) Catalogue.

(Courtesy - Associated Brokers Pvt. Ltd., Kolkata)

GUWAHATI AUCTION OF 14TH DECEMBER 2022

Less demand at easier levels with significant withdrawals. Based on TBG's 52% and ATB's 56% (selling). Buying Pattern: Western India/North India/Internal operating selectively.

(Courtesy - Associated Brokers (Pvt) Ltd., Guwahati)

MALAWI AUCTION OF 14TH DECEMBER 2022

There was fair demand at generally firm levels for the small quantity on offer.

BP1 – Few available were barely steady.

PF1SC – N/A

PF1 were firm on last where sold.

PD/D1 – N/A.

Secondary grades met selective demand at generally firm rates where sold.

(Courtesy - Tea Brokers Central Africa Limited)

MOMBASA / JAKARTA / COCHIN AUCTION

The above market report details were not available at the time of printing this publication

SRI LANKA TEA EXPORTS - NOVEMBER 2022

Description	November -- 2022			November -- 2021		
	Quantity (Kg)	Value (Rs)	FOB Price per Kg	Quantity (Kg)	Value (Rs)	FOB Price per Kg
Tea in Bulk	8,633,213	14,994,932,122	1,736.89	10,097,473	7,899,909,117	782.36
Tea in Packets	8,324,678	15,668,713,947	1,882.20	12,867,267	10,775,915,157	837.47
Tea in Bags	1,732,778	5,445,496,382	3,142.64	2,250,055	3,706,939,454	1,647.49
Instant Tea	266,961	853,086,303	3,195.54	248,194	403,467,294	1,625.62
Green Tea	319,242	1,438,323,684	4,505.43	407,127	961,481,014	2,361.63
Grand Total	19,276,872	38,400,552,438	1,992.05	25,870,115	23,747,712,036	917.96
Approx. \$ Value	\$105,671,935.71			\$117,645,539.01		

Description	January to November -- 2022			January to November -- 2021		
	Quantity (Kg)	Value (Rs)	FOB Price per Kg	Quantity (Kg)	Value (Rs)	FOB Price per Kg
Tea in Bulk	101,457,156	143,625,307,954	1,415.63	114,885,246	89,652,659,871	780.37
Tea in Packets	102,787,703	152,923,047,235	1,487.76	117,738,499	101,463,790,061	861.77
Tea in Bags	19,999,292	53,503,374,625	2,675.26	22,294,642	35,724,159,144	1,602.37
Instant Tea	2,713,568	7,033,738,241	2,592.06	2,729,258	4,755,230,407	1,742.32
Green Tea	3,929,183	15,039,719,136	3,827.70	4,200,147	9,477,076,334	2,256.37
Grand Total	230,886,902	372,125,187,191	1,611.72	261,847,792	241,072,915,817	920.66
Approx. \$ Value	\$1,166,727,190.21			\$1,214,321,413.83		

SRI LANKA TEA EXPORTS – COUNTRY WISE

Year - 2022				Year - 2021		
Month	FOB	FOB \$	CBSL \$ Rate	FOB	FOB \$	CBSL \$ Rate
January	948.24	4.71	201.46	923.99	4.85	190.49
February	962.27	4.77	201.74	940.09	4.84	194.07
March	1,045.14	4.09	255.81	950.81	4.83	196.98
April	1,404.51	4.40	319.44	959.13	4.86	197.42
May	1,705.14	4.75	358.94	916.47	4.59	199.58
June	1,779.63	4.94	360.24	917.25	4.59	199.82
July	1,863.74	5.16	360.87	901.35	4.51	199.98
August	1,951.82	5.41	361.00	917.20	4.57	200.50
September	1,981.63	5.47	362.38	897.84	4.45	201.99
October	2,077.46	5.72	363.15	905.01	4.50	201.09
November	1,992.05	5.48	363.39	917.96	4.55	201.86

SRI LANKA TEA EXPORTS – COUNTRY WISE

Country	Jan to Oct 2022 Qty (Kg)	Jan to Oct 2021 Qty (Kg)	Diff. in Qty (M.Kg)
Iraq	41,052,802	37,946,064	3.11
Russia	22,964,168	24,377,594	(1.41)
U.A.E.	20,338,385	21,332,342	(0.99)
Turkey	13,522,391	28,110,518	(14.59)
Other Cis Countries	13,489,758	12,197,748	1.29
Iran	11,967,722	14,563,851	(2.60)
Libya	10,793,809	11,422,121	(0.63)
China	10,480,840	13,197,954	(2.72)
Chile	6,226,636	7,927,574	(1.70)
Germany	6,177,395	5,954,487	0.22
U.S.A.	5,934,658	5,514,691	0.42
Syria	5,818,321	7,398,470	(1.58)
Saudi Arabia	5,615,845	5,886,929	(0.27)
Japan	5,420,520	6,236,581	(0.82)
Taiwan	4,446,054	4,438,887	0.01
Jordan	3,512,800	4,846,472	(1.33)
Hong Kong	3,465,821	4,062,404	(0.60)
Poland	3,157,048	2,989,108	0.17
Belgium	2,682,015	3,248,605	(0.57)
Ireland	2,353,406	2,165,529	0.19
Ukraine	2,248,494	3,885,148	(1.64)
Australia	1,989,322	2,036,953	(0.05)
Netherlands (Holland)	1,937,688	2,358,282	(0.42)
Egypt	1,936,065	2,170,740	(0.23)
Israel	1,755,120	1,628,295	0.13
Kuwait	1,381,567	1,293,032	0.09
South Africa	1,332,923	1,308,837	0.02
Italy	1,163,945	949,253	0.21
Lebanon	1,123,335	2,744,215	(1.62)
Ghana	1,090,381	1,682,084	(0.59)
Other	15,507,666	17,973,022	(2.47)
Total	230,886,902	261,847,792	(30.96)

Source: SL Customs - Statistical Division

SRI LANKA TEA EXPORTS – NOVEMBER 2022

Total quantity of tea exported for the month of November 2022 including Re-Exports with imported Tea amounted to 19.28 Mn/kg, recording a decline of 6.59 Mn/kg (-25.49%) compared to the same period last year. The FOB price per Kg for the month was LKR 1,992.05 vis-à-vis LKR 917.96 (LKR + 1,074.09). Total export earnings recorded an increase of LKR 14.65 Billion (61.70%) in 2022 as against the same month last year.

Cumulative exports for the period January to November 2022 including Re-Exports with imported Tea amounted to 230.89 Mn/kg, showing a decline of 30.96 Mn/Kg (-11.82%) compared to last year. The FOB price per Kg for January to November 2022 recorded LKR 1,611.72 vis-à-vis LKR 920.66 for the corresponding period in 2021 (LKR + 691.06). Total export value for the period under reference showed an increase of LKR 131.05 Billion (54.36%) compared to 2021.

Equivalent USD export earnings for the cumulative period January to November 2022 amounted to approximately USD 1.16 Billion compared with USD 1.21 Billion in the same period last year showing a decrease of approximately USD 47.59 Million.

Country wise analysis of exports reveals that Iraq has emerged as the largest export destination from Sri Lanka followed by Russia & U.A.E.