



**Ceylon Tea
Brokers**

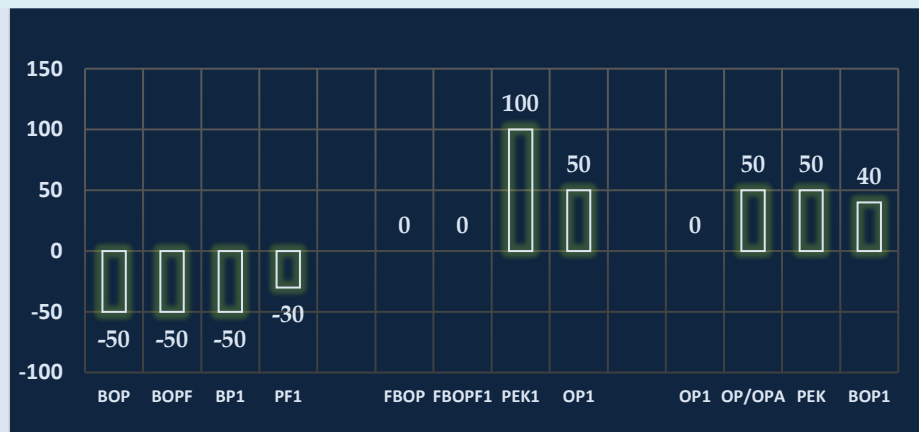


MARKET SNAPSHOT

SALE NO. 48 OF 05TH / 06TH DECEMBER 2022

CEYLON TEA BROKERS PLC
Level 7, Millenium House, No.46/58, Nawam Mawatha, Colombo 2
Tel: 011-460777 Fax: 011-4607788
Email: general@ceylontebrokers.com
Web: www.ceylontebrokers.com

All-round met with good demand.



Currency - 06th December
LKR/USD 361.25

November
National Average
Rs. 1,383.05

Elevation Average

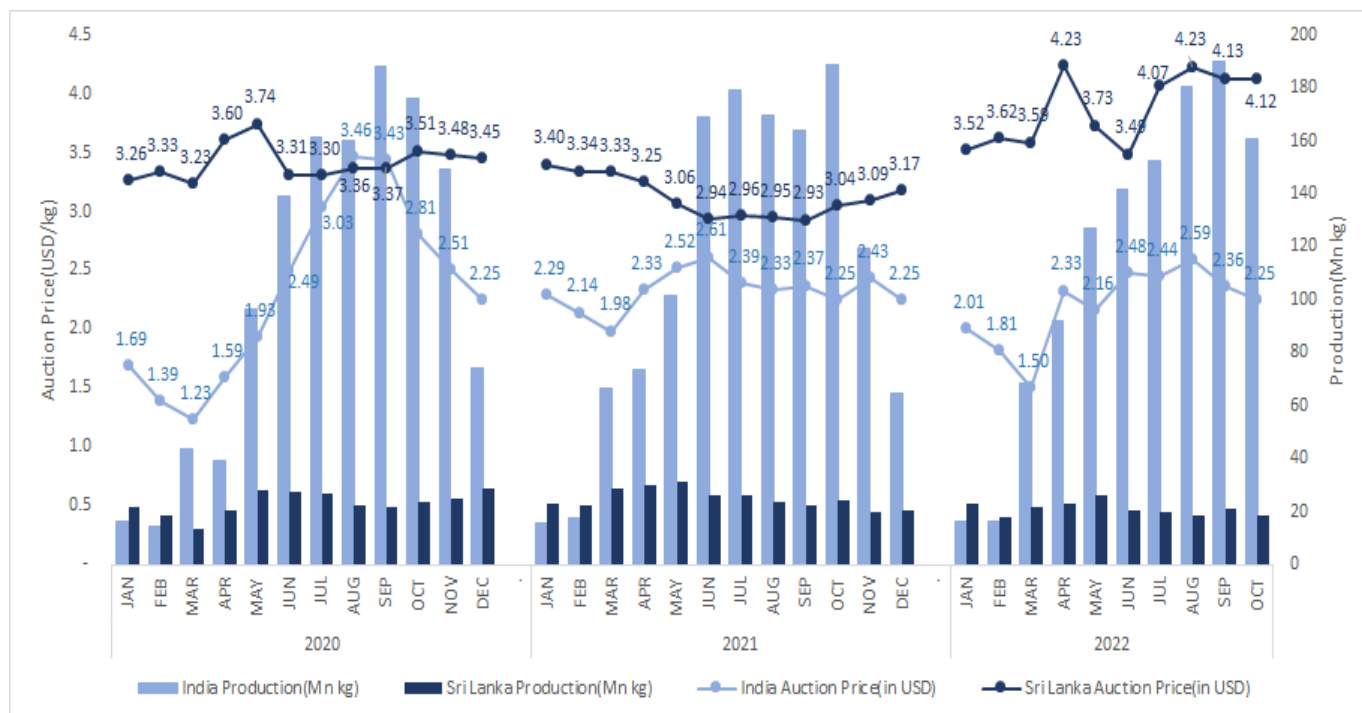
Elv	Rs	\$
High	1,340.75	3.69
Medium	1,177.49	3.24
Low	1,448.15	3.99

TOP 10 COUNTRY WISE SRI LANKAN TEA EXPORT QUANTITY (MN KG) YTD OCTOBER – 2022 VS 2021



Source: SL Customs - Statistical Division

MONTHLY SRI LANKA, INDIA TEA AUCTION PRICE & PRODUCTION 2020 - 2022



Source: India Tea Board, SLTB, S S P, International Finance Statistics-Central Bank

MARKET MOVEMENT AT INTERNATIONAL AUCTION CENTERS THIS WEEK



Bangladesh



Due to the advancement of Tea Auctions in Colombo this week reports of India, Kenya, Indonesia Auction Centres were not available at the time of printing this publication.

COMMENTS

Sale	Ex-Estate		Low Grown (Leafy/Tippy)		Total	
	Qty	Demand	Qty	Demand	Qty	Demand
48	0.6 MKgs	Good demand at easier rates	2.2 Mkgs	Good	4.96 Mkgs	Good

WESTERN				
	SELECT BEST	BEST	BELOW BEST	PLAINER
BOP	Firm	↓ 50/-	Firm	↓ 50/-
BOPF	Firm	Firm	Irregular	↓ 50/-

	NUWARA ELIYA	UDA PUSSELLAWA	UVA
BOP	↓ 100/-	↓ 50/-	↓ 50/-
BOPF	Irregular	↓ 50/-	↓ 50/-

	HIGH	MEDIUM	LOW
BP1	N/A	Irregular	↓ 50/-
PF1	↓ 50/-	↓ 50/-	Firm

HIGH & MEDIUM				
	SELECT BEST	BEST	BELOW BEST	OTHERS
BOP1	↑ 50/-	Firm	Firm	Firm
OP1	↑ 50/-	↑ 50/-	Firm	Firm
FBOP	↑ 50/-	Firm	Firm	Firm
FBOPF1	↑ 50/-	Firm	Firm	Firm
PEK	Firm	Firm	Firm	Firm
PEK1	↑ 150/-	↑ 100/-	↑ 50/-	↑ 50/-
OP/OPA	↓ 50/-	↓ 50/-	↓ 50/-	Firm

LEAFY / SEMI LEAFY				
	SELECT BEST	BEST	BELOW BEST	OTHERS
OP1	↑ 80/-	↑ 40/-	Firm	Firm
BOP1	↑ 70/-	↑ 50/-	Firm	Firm
OP/OPA			↑ 50/-	
PEK			↑ 50/-	
PEK1			↓ 50/-	

SMALL LEAF / TIPPY				
FBOP	↓ 50/-	↓ 40/-	↓ 40/-	↓ 20/-
FBOP1	↓ 40/-	↓ 50/-	↓ 20/-	↓ 10/-
FBOPF1	↓ 50/-	↓ 40/-	↓ 30/-	↓ 30/-

PREMIUM FLOWERY	
Select Best	Firm
Best	Firm
Below Best	↓ 100-300/-
Others	↓ 200-400/-



Crude Oil
As at 06th December 2022 – USD 81.57

Sri Lanka Tea Sale Averages for the Month of November 2022 recorded Rs. 1,383.05 (USD 3.81) vis-à-vis Rs. 623.18 (USD 3.09) (+Rs. 759.87) in 2021. High Grown for the month was Rs. 1,340.75 as against Rs. 611.33 (+Rs. 729.42) last year. Medium Grown recorded Rs. 1,177.49 vis-à-vis Rs. 556.07 (+Rs. 621.42) in 2021. Low Grown achieved Rs. 1,448.15 vis-à-vis Rs. 643.21 (+Rs. 804.94) in the previous year.

Cumulative figure for January / November stood at Rs. 1,220.90 vis-à-vis Rs. 614.46 in 2021. High Grown recorded Rs. 1,078.25 as against Rs. 585.71 last year. Medium Grown was Rs. 1,019.56 vis-à-vis Rs. 549.85 in 2021. Low Grown recorded Rs. 1,327.39 vis-à-vis Rs. 643.20 in 2021. All three elevations recorded an increase during the period of January - November 2022 when compared to the corresponding period of 2021 in the Rupee & Dollar value.

The total CTC average for the month of November 2022 was Rs. 1,029.49. CTC High Grown recorded Rs. 1,191.40; CTC Medium Grown were at Rs. 1,042.72 whilst Low Grown recorded Rs. 966.75

(Please refer page No.14 for more details)

HOLIDAY NOTICE

Please note our Head Office, Warehouse & Sample Room will be closed for business on the following day:

Wednesday, 07th December 2022 - Uduvapp Full Moon Poya Day

CURRENCY BOARD – AS AT 06TH DECEMBER 2022

	United States Dollars (USD)		European Community Euro (EUR)		United Kingdom pounds (GBP)	
	Corresponding		Corresponding		Corresponding	
	2022	2021	2022	2021	2022	2021
Sri Lankan Rupee	361.30	198.50	361.30	223.67	438.62	261.27

(Courtesy - Central Bank of Sri Lanka)

Indian Rupee	81.68	75.06	86.08	84.87	100.10	99.31
Kenyan Shilling	121.68	112.25	128.23	126.91	149.15	148.51
Bangladesh Taka	100.81	84.14	106.24	95.13	123.57	111.33
Indonesian Rupiah	15,436.10	14,515.40	16,267.40	16,410.80	18,920.50	19,204.40
Malawi Kwacha	1,018.01	800.20	1,072.83	904.69	1,247.80	1,058.69
Vietnam Dong	24,023.50	22,834.20	25,317.20	25,816.00	29,446.20	30,210.60

(Courtesy - Oanda Corporation)

SRI LANKA RUPEE AGAINST US DOLLAR TIME PERIOD 01/12/2022 TO 06/12/2022 (SPOT RATE)

01/12/2022	361.25	05/12/2022	361.30
02/12/2022	361.25	06/12/2022	361.30

(Courtesy - Central bank of Sri Lanka)

QUANTITY SOLD DURING THE PERIOD 28TH NOVEMBER - 03RD DECEMBER 2022

	2022		2021	
	WEEKLY	TODATE	WEEKLY	TODATE
PRIVATE SALES	82,468	3,882,366	90,807	5,383,535
PUBLIC AUCTION	3,808,974	223,486,505	4,368,942	267,370,832
FORWARD CONTRACTS	63,210	1,827,860	37,540	2,073,590
DIRECT SALES	-	-	-	-
TOTAL	3,954,652	229,196,731	4,497,289	274,827,957
BMF EXCLUDED FROM PRIVATE SALE	62,734	5,582,236	276,025	9,837,932

TEA
TECH
TIPS



Keep Rolling Room floors clean and free of puddles of water which can breed bacteria and spoil the Teas being produced.

CROP AND WEATHER (FOR THE PERIOD 28TH NOVEMBER – 04TH DECEMBER 2022)





























The Western planting districts experienced clear mornings followed by rain, whilst the Nuwara Eliyas reported bright weather.

Uva/Udapussellawa both regions reported gloomy mornings followed by showers.

The Low Grown Region reported overcast conditions with rain. The Department of Meteorology forecasts heavy evening showers in the Sabaragamuwa.

The Western Region reported a slight increase whilst the Nuwara Eliya, Uva /Udapussellawas maintained their crop intakes. Low Grown Region recorded a decline.

WEATHER FORECAST (FOR THE PERIOD 08TH TO 14TH DECEMBER 2022)

	Thu (08/12)	Fri (09/12)	Sat (10/12)	Sun (11/12)	Mon (12/12)	Tue (13/12)	Wed (14/12)
Galle	32°/24°C 	32°/24°C 	30°/24°C 	32°/23°C 	30°/24°C 	32°/24°C 	29°/23°C 
Matara	33°/22°C 	33°/22°C 	33°/23°C 	34°/24°C 	32°/23°C 	33°/22°C 	33°/24°C 
Ratnapura	35°/22°C 	35°/22°C 	34°/20°C 	34°/21°C 	34°/19°C 	35°/22°C 	33°/20°C 
Hatton/ Talawakelle	26°/17°C 	26°/17°C 	25°/14°C 	28°/16°C 	26°/15°C 	26°/17°C 	26°/12°C 

ORDER OF SALE THIS WEEK

EX EST	H/M-OFF GR & DUST	LEAFY/ SEMI LEAFY/ TIPPY/PREM & BOP1A
MB	Forbes & Walker Tea Brokers (Pvt) Ltd	Forbes & Walker Tea Brokers (Pvt) Ltd
CTB	Bartleet Produce Marketing (Pvt) Ltd	Bartleet Produce Marketing (Pvt) Ltd
LC	Lanka Commodity Brokers	Mercantile Produce Brokers (Pvt) Ltd
BA	Ceylon Tea Brokers PLC	Lanka Commodity Brokers
ES	Eastern Brokers Ltd	Eastern Brokers Ltd
FW	John Keells PLC	John Keells PLC
AS	Asia Siyaka Commodities PLC	Asia Siyaka Commodities PLC
JK	Mercantile Produce Brokers (Pvt) Ltd	Ceylon Tea Brokers PLC

CATALOGUE	LOTS	QTY (KGS)
EX-ESTATE	547	605,881
HIGH AND MEDIUM	1,195	523,330
LOW GROWN (LEAFY)	1,797	676,732
LOW GROWN (SEMI LEAFY)	1,397	597,084
LOW GROWN (TIPPY)	1,932	979,072
OFF GRADES + BOP1A	2,219	1,097,683
DUSTS	434	404,846
PREMIUM FLOWERY	365	61,232
TOTAL	9,886	4,945,860

HIGH GROWN TEAS

BOP Best Westerns were firm to Rs.50/- per kg easier. Below best too followed a similar trend. Plainer types were mostly firm to occasionally easier. Nuwara Eliya's were barely steady. Uda Pussellawa's were irregularly easier. Uva's lost up to Rs.50/- per kg.

BOPF Best Westerns were firm. Below best were irregular and easier. Plainer types declined by Rs.50/- per kg. Nuwara Eliya's too lower by a similar margin. Uda Pussellawa's were irregularly lower. Uva's easier by Rs.50/- per kg and more.

MEDIUM GROWN TEAS

BOPF In general firm.

BOP1/OP1 **BOP1:** Select best dearer by Rs. 50/- per kg whilst all others maintained.
OP1: Select best and best dearer Rs. 50/- per kg whilst all others were firm.

OP/OPA In general, easier by Rs. 50/- per kg whilst the plainer sorts were firm.

PEKOE/PEKOE1 **PEK:** In general firm.
PEK1: Select best moved up by Rs. 150/- per kg. Best dearer by Rs. 100/- per kg whilst all others gained by Rs. 50/- per kg.

FBOP/FBOPF1 Select best dearer by Rs. 50/- per kg whilst all others maintained.

CTC

HIGH GROWN **BP1** – Hardly any offerings.
PF1 – Easier by Rs.50/- per kg.

MEDIUM GROWN **BP1** – Irregular.
PF1 – lower by Rs.50/- per kg.

LOW GROWN **BP1** – Declined by Rs.50/- per kg.
PF1 – Firm.

QUOTATIONS-HIGH GROWNS	BOP		BOPF	
BEST WESTERNS	1650	1750	1650	1900
BELOW BEST WESTERNS	1450	1600	1500	1600
PLAINER WESTERNS	1320	1440	1400	1480
NUWARA ELIYAS	1320	1460	1460	
UDAPUSSELLAWAS	1160	1460	1100	1440
BEST UVAS	1380	1500	1400	1600
OTHER UVAS	1200	1300	1220	1380
GOOD MEDIUMS	1550	2200	N/A	
POOR MEDIUMS	1000	1500	900	1180
QUOTATIONS – UNORTHODOX	BP1		PF1	
(CTC) CTC (High & Medium)	860	1240	800	1380
CTC (Low)	1040	1160	1020	2000

LOW GROWN

BOP1	Few Select best BOP1s gained, whilst best and below best were firm to dearer. Poorer types maintained.
OP1	Select best together with best and below best firm to dearer. Poorer sorts were fully firm.
OP	Well-made varieties were firm, whilst best and below best were firm to dearer. Poorer sorts maintained.
OPA	Select best maintained whilst best and below best were firm to irregularly lower. Teas at the lower end maintained.
PEKOE/PEKOE1	Select best teas together with full range of bold PEKs were fully firm. Cleaner below best and the rest were dearer.
FBOP/FBOP1	Select best and best were firm, whilst others eased.
BOP	Few well-made invoices were firm, whilst others were slightly easier.
BOPF	In general, firm market.
FBOPF/FBOPF1	Select best and best lower to last, whilst the below best and bottom held firm.

QUOTATIONS	SELECT BEST	BEST	BELOW BEST	OTHER
BOP1	2200-3350	1600-2000	1200-1400	800-1000
OP1	2200-3250	1800-2000	1400-1600	600-1200
OP	1900-2200	1500-1800	1300-1500	600-1100
OPA	1800-2300	1500-1800	1300-1500	600-1100
PEKOE	1800-2700	1600-1800	1400-1600	600-1200
PEKOE1	2000-2600	1600-2000	1400-1600	600-1200
FBOP1	2100-2700	1700-2000	1000-1600	Below 980
FBOP	1800-2400	1500-1700	980-1400	Below 920
BOP	1800-2450	1300-1700	900-1200	Below 880
BOPF	1900-2500	1500-1800	950-1400	Below 940
FBOPF1	2000-2600	1300-1900	950-1200	Below 940
FBOPF	2200-2750	1600-2100	980-1500	Below 960
FFSP/FFEXSP/FFEXSP1	8500-9200	4600-6000	3600-4500	Below 3500

OFF GRADES

- FGS/FGS1** High grown varieties declined by Rs. 20-40/- per kg. Medium and low grown varieties dearer by Rs. 20-40/- per kg. CTC's were firm to Rs. 10-20/- per kg easier.
- BM/BP** **BM** – Best varieties held firm whilst below best and bottom advanced by Rs. 20-40/- per kg.
BP – In general maintained.
- BOP1A** A few select best invoices maintained whilst others declined by Rs.50-60/- per kg. Below best varieties were irregular. Teas at the lower end dearer by Rs.20-30/- per kg.

	HIGH		MEDIUM		LOW	
BETTER FNGS	1040	1440	940	1000	940	1060
OTHER FNGS	650	1000	480	900	600	920
P.FGS (CTC)	N/A		650	880	490	1200
BP	690	1200	680	1480	480	1750
BM	650	890	610	940	510	1700
BOP1A	690	920	680	1200	620	1800

DUST

- DUST1** Best high grown and below best were firm. CTC's were irregular. Best and below best Low grown maintained.
- DUST** Clean secondaries lost by Rs. 50-60/- per kg. Low grown gained by Rs. 20-50/- per kg.

	HIGH		MEDIUM		LOW	
PRIMARY DUSTS	1450	1800	1120	1600	940	1260
SECONDARY DUSTS	800	1100	680	1000	600	850
PDUST (CTC)	1180	1440	1040	1340	1350	1850

TOP PRICES - SALE NO. 48 OF 05TH / 06TH DECEMBER 2022

WESTERN MEDIUM			
Craighead	BOP	2,300.00	
Rilagala	BOPSp	1,700.00	
Craighead	BOPF/BOPFSp	1,750.00	
Dartry Valley	BOP1	2,850.00	
New Rothschild	BOP1	2,150.00	@
Doombagastalawa	FBOP/FBOP1	2,900.00	
Dartry Valley	FBOPF/FBOPF1	2,300.00	
Erin Super	OP/OPA	1,700.00	
Hatale	OP1	2,800.00	
Dartry Valley	PEK/PEK1	2,350.00	
WESTERN HIGH			
Wattegodde	BOP	1,750.00	
Great Western	BOP	1,750.00	
Queensberry	BOPSp	2,050.00	
Somerset	BOPF/BOPFSp	1,900.00	
Venture	BOP1	2,200.00	
Queensberry	FBOP/FBOP1	1,950.00	
Froft Super	FBOPF/FBOPF1	1,900.00	@
Queensberry	FBOPF/FBOPF1	1,900.00	
Inverness	FBOPF/FBOPF1	1,900.00	
St Andrews	OP/OPA	1,700.00	
Venture	OP1	1,800.00	
Froft Super	OP1	1,750.00	@
Froft Super	PEK/PEK1	2,200.00	@
NUWARA ELIYA			
Court Lodge	BOP	1,460.00	
Court Lodge	BOPF/BOPFSp	1,460.00	
Kenmare	BOPF/BOPFSp	1,460.00	
Court Lodge	FBOP/FBOP1	1,800.00	
Court Lodge	OP/OPA	1,380.00	
Court Lodge	PEK/PEK1	1,700.00	
UDA PUSSELLAWAS			
Kirklees	BOP	1,460.00	
Moologya	BOP	1,460.00	
Luckyland	BOPSp	1,300.00	
Kirklees	BOPF/BOPFSp	1,440.00	
Alma	FBOP/FBOP1	2,000.00	@
Alma	FBOPF/FBOPF1	2,050.00	@
Alma	OP/OPA	1,600.00	@
Gordon	OP/OPA	1,600.00	
Gampaha	OP1	1,440.00	
Alma	PEK/PEK1	2,100.00	@

UVA MEDIUM			
Dickwella	BOP	2,000.00	
Sarnia Plaiderie	BOPSp	2,000.00	
Halpewatte Uva	BOPSp	2,000.00	
Dickwella	BOPF/BOPFSp	1,950.00	
Maratenne	BOP1	2,750.00	
Roseland Uva	BOP1	2,250.00	@
Sarnia Plaiderie	FBOP/FBOP1	2,300.00	
Maratenne	FBOPF/FBOPF1	2,100.00	
Dickwella	FBOPF/FBOPF1	2,100.00	
Dickwella	OP/OPA	1,750.00	
Tinioya	OP1	2,250.00	
Dickwella	PEK/PEK1	2,300.00	
UVA HIGH			
Aislabay	BOP	1,850.00	
Ranaya	BOPSp	2,000.00	@
Uva Highlands	BOPF/BOPFSp	1,900.00	
Spring Valley	BOP1	1,850.00	
Mount Uva	FBOP/FBOP1	2,100.00	@
Ranaya	FBOP/FBOP1	2,100.00	@
Ranaya	FBOPF/FBOPF1	2,200.00	@
Ellathota Uva	OP/OPA	1,800.00	
Glenanore	OP1	1,950.00	
Ranaya	PEK/PEK1	2,250.00	@
Mount Uva	PEK/PEK1	2,150.00	@
UNORTHODOX HIGH			
Dunsinane CTC	PF1	1,300.00	
Dunsinane CTC	BP1	1,300.00	
UNORTHODOX MEDIUM			
Delta CTC	PF1	1,380.00	
Delta CTC	BP1	1,240.00	
Donside CTC	BPS	1,020.00	
UNORTHODOX LOW			
Hingalgoda CTC	PF1	2,000.00	
Ceciliyan CTC	BP1	1,160.00	
Canora CTC	BPS	890.00	

TOP PRICES - SALE NO. 48 OF 05TH / 06TH DECEMBER 2022

LOW GROWN

New Vithanakande	BOP1	3,350.00	
Pothotuwa	OP1	3,250.00	
Nilrich	OP	2,200.00	@
A C U Super	OP	2,200.00	@
Rotumba	OP	2,200.00	
Mulatiyana Hills	OP	2,150.00	@
Himara	OP	2,150.00	@
Liyonta	OP	2,150.00	
Arbour Valley	OP	2,150.00	
Andaradeniya	OP	2,150.00	
Sunrise	OP	2,150.00	
Dampahala	OP	2,150.00	
Nilgiri	OP	2,100.00	@
Lions	OP	2,100.00	@
Yalta	OP	2,100.00	@
Suwishka	OP	2,100.00	@
Thisara Super	OP	2,100.00	
Karagoda	OP	2,100.00	
Dullie Ella	OP	2,100.00	
Hiniduma Smallholders	OP	2,100.00	
Co-Op Cola	OP	2,100.00	
Lenama Hills	OP	2,100.00	
Uruwala	OP	2,100.00	
Green House	OP	2,100.00	
Suwishka	OPA	2,300.00	@
Liyonta	OPA	2,300.00	
Green Lanka	OPA	2,300.00	
Navinda	OPA	2,300.00	
Lions	OPA	2,250.00	@
Sisiramba Super	OPA	2,250.00	
Lanka	OPA	2,250.00	
Nilgiri	OPA	2,200.00	@
Mulatiyana Hills	OPA	2,200.00	@
Green House	OPA	2,200.00	
Liyonta	PEK	2,700.00	
Galatara	PEK1	2,600.00	
Nilgiri	PEK1	2,500.00	@
Nilrich	PEK1	2,500.00	@
Matuwagalla Super	PEK1	2,450.00	@
A C U Super	PEK1	2,450.00	@
Wathurawila	PEK1	2,450.00	@
KDU Super	PEK1	2,450.00	
New Vithanakande	BOP	2,450.00	
Wathurawila	BOP	2,400.00	@
Golden Garden	BOP	2,400.00	
Ceciliyan	BOP	2,400.00	
Hidellana	BOP	2,400.00	

CONT..

Suduwelipothahena Super	BOPSp	2,150.00	@
Kiruwanaganga	BOPSp	2,150.00	
KDU Super	BOPSp	2,150.00	
Ceciliyan	BOPSp	2,100.00	
Wathurawila	BOPSp	2,050.00	@
Deerwood Super	BOPSp	2,050.00	
Brombil	BOPF	2,500.00	
Mahaliyadda	BOPFSp	2,350.00	
Wathurawila	BOPFSp	2,300.00	@
Brombil	BOPFSp	2,250.00	@
Golden Garden	BOPFSp	2,250.00	
Sithaka	FBOP	2,850.00	
Sithaka	FBOP1	2,400.00	
Nil Kandura	FBOPF	2,750.00	
Hiniduma Smallholders	FBOPF1	2,600.00	
Co-op Win	FBOPF1	2,500.00	@

DUSTS

Mattakelle	DUST1	1,800.00	
Ceciliyan CTC	PD	1,850.00	

PREMIUM FLOWERY

Andaradeniya	FBOPFSp	8,700.00	
Talangaha	FBOPFSp	8,550.00	@
Graceland	FBOPFSp	7,900.00	@
Rajjuruwatta Super	FBOPFSp	7,200.00	@
Allen Valley	FBOPFExSp	9,200.00	
Green House	FBOPFExSp	9,150.00	
Nilgiri	FBOPFExSp	8,900.00	@
New Rothschild	FBOPFExSp	8,500.00	@
Mulatiyana Hills	FBOPFExSp	8,400.00	@
Wathurawila	FBOPFExSp1	8,150.00	@

OFF GRADES

Holyrood	FGS/FGS1	1,440.00	
Kalubowitiyana CTC	PF	1,200.00	
Wathurawila	BM	1,700.00	@
Chandrika Estate	BP	1,750.00	
Glenfern	BP	1,480.00	
Co-op Tea	BP	1,420.00	@
Golden Garden	BOP1A	1,800.00	
Chandrika Estate	BOP1A	1,800.00	
Chandrika Estate	BOP1A	1,700.00	
Aldora	BOP1A	1,700.00	
Wathurawila	BOP1A	1,650.00	@
Garden Leaf	BOP1A	1,650.00	
Allen Valley	BOP1A	1,650.00	

FUTURE SALES INFORMATION

SALE NO 49 OF 13TH / 14TH DEC 2022

EX-ESTATE	H/M-OFF GR & DUST	LEAFY/ SEMI LEAFY/ TIPPY/PREM & BOP1A
CTB	Bartleet Produce Marketing (Pvt) Ltd	Bartleet Produce Marketing (Pvt) Ltd
LC	Lanka Commodity Brokers	Mercantile Produce Brokers (Pvt) Ltd
BA	Ceylon Tea Brokers PLC	Lanka Commodity Brokers
ES	Eastern Brokers Ltd	Eastern Brokers Ltd
FW	John Keells PLC	John Keells PLC
AS	Asia Siyaka Commodities PLC	Asia Siyaka Commodities PLC
JK	Mercantile Produce Brokers (Pvt) Ltd	Ceylon Tea Brokers PLC
MB	Forbes & Walker Tea Brokers (Pvt) Ltd	Forbes & Walker Tea Brokers (Pvt) Ltd

Buyers Prompt: 20.12.2022

Sellers Prompt: 21.12.2022

AWAITING SALE - CATALOGUE DETAILS

	SALE OF 13TH / 14TH DEC 2022		SALE OF 19TH / 20TH DEC 2022	
	LOTS	QTY(KGS)	LOTS	QTY(KGS)
EX-ESTATE	588	658,721	648	722,877
HIGH AND MEDIUM	1,296	569,541	1,359	611,894
LOW GROWN (LEAFY)	1,808	699,343	1,713	647,691
LOW GROWN (SEMI LEAFY)	1,423	617,911	1,348	575,929
LOW GROWN (TIPPY)	2,070	1,064,487	2,011	1,030,364
OFF GRADES+BOP1A	2,140	1,084,711	2,018	1,008,390
DUSTS	435	417,034	475	450,586
PREMIUM FLOWERY	384	63,610	403	65,450
TOTAL	10,144	5,175,358	9,975	5,113,181
MAIN SALE & EX ESTATE CLOSED ON	24TH NOVEMBER 2022		01ST DECEMBER 2022	

SALE NO.01 – 03RD / 04TH JANUARY 2023

Ex-Estate catalogue and Main Sale catalogues are scheduled to be closed on the 08th December 2022.

SALE NO.02 – 10TH / 11TH JANUARY 2023

Ex-Estate catalogue and Main Sale catalogues are scheduled to be closed on the 15th December 2022.

SALE NO.03 – 17TH / 18TH JANUARY 2023

Ex-Estate catalogue and Main Sale catalogues are scheduled to be closed on the 22nd December 2022.

ELEVATION WISE – STATISTICS – COLOMBO AUCTION AVERAGES

Elevation	LAST WEEK (RS) Sale- 29.11.2022	WEEK BEFORE LAST (RS) Sale- 22.11.2022	LAST YEAR (RS) Corres 2021	YEAR BEFORE (RS) Corres 2020
Uva High	1219.30	1235.06	575.75	570.21
Western High	1484.75	1450.81	652.04	689.49
CTC High	1230.22	1217.79	587.55	653.24
Total High Grown	1386.49	1359.22	623.77	654.55
Uva Medium	1284.28	1293.96	603.02	565.18
Western Medium	1197.72	1173.06	539.49	576.30
CTC Medium	1064.85	1108.11	495.21	590.69
Total Medium Grown	1230.52	1216.83	559.85	573.11
Orthodox Low	1570.17	1533.96	676.16	660.77
CTC Low	1031.41	982.80	519.88	563.35
Total Low Grown	1531.93	1496.37	665.85	653.75
TOTAL	1456.15	1426.86	641.57	640.57

Elevation	LAST WEEK (\$) Sale- 29.11.2022	WEEK BEFORE LAST (\$) Sale- 22.11.2022	LAST YEAR (\$) Corres 2021	YEAR BEFORE (\$) Corres 2020
Uva High	3.36	3.40	2.85	3.08
Western High	4.09	3.99	3.23	3.73
CTC High	3.39	3.35	2.91	3.53
Total High Grown	3.82	3.74	3.09	3.54
Uva Medium	3.54	3.56	2.99	3.06
Western Medium	3.30	3.23	2.67	3.12
CTC Medium	2.93	3.05	2.45	3.19
Total Medium Grown	3.39	3.35	2.77	3.10
Orthodox Low	4.32	4.22	3.35	3.57
CTC Low	2.84	2.70	2.58	3.05
Total Low Grown	4.22	4.12	3.30	3.53
Weekly Total (USD)	4.01	3.93	3.18	3.46
Exchange Rate (LKR)	363.19	363.50	201.76	184.96

Elevation	TODATE 2020 (RS)	TODATE 2021 (RS)	TODATE 2022 (RS)	TODATE 2020 (\$)	TODATE 2021 (\$)	TODATE 2022 (\$)
Uva High	547.63	549.55	1087.94	2.96	2.78	3.40
Western High	598.46	605.34	1105.72	3.24	3.06	3.46
CTC High	550.16	534.02	959.59	2.98	2.70	3.00
Total High Grown	582.51	587.89	1099.56	3.15	2.97	3.44
Uva Medium	582.60	567.81	1146.70	3.15	2.87	3.58
Western Medium	533.93	535.10	965.32	2.89	2.70	3.02
CTC Medium	506.01	497.43	828.15	2.74	2.51	2.59
Total Medium Grown	549.21	545.26	1024.27	2.97	2.75	3.20
Orthodox Low	683.01	654.14	1366.96	3.70	3.31	4.27
CTC Low	484.58	503.61	947.60	2.62	2.54	2.96
Total Low Grown	668.48	645.74	1338.05	3.62	3.26	4.18
TOTAL	630.57	616.72	1236.91	3.41	3.12	3.87
Cumulative Sale Averages – 1 USD= Rs. (Monthly Weighted Average)				184.73	197.92	320.01

(Source: MSL/ CBSL)

WORLD TEA PRODUCTION (IN MILLION KILOS)

Country	Month	Month		To-date		Diff(+/-)
		2021	2022	2021	2022	2021 vs 2022
Sri Lanka	Oct	24.2	18.8	258.9	211.4	-47.5
Bangladesh	Oct	14.58	11.38	79.33	75.21	-4.12
North India	Sep	142.6	166.7	781.5	808.9	27.4
South India	Sep	20.6	23.3	181.9	175.8	-6.1
Malawi	Sep	4.03	3.63	42.5	39.3	-3.2
Kenya	Jul	34.7	33.8	308.8	304.2	-4.6

(Source: Africa Tea Brokers/National Brokers Ltd)

BANGLADESH AUCTION OF 05TH DECEMBER 2022

CTC LEAF: 58,929 packages of Current Season teas on offer met with a fairly good demand at easier rates.

BROKENS: A few best Brokens on offer were well supported but were slightly easier following quality. Good and Medium varieties saw fair demand, but prices eased. There were also some withdrawals. Plain types met with only a little demand and prices declined by about Tk.5/- to Tk.7/- with several withdrawals. BLF teas followed a similar trend to last week with a little less withdrawal.

FANNINGS: Best Fannings once again attracted good demand, but prices were easier upto Tk.5/- and more. Good types followed a similar trend whilst Mediums saw fair interest and were about steady. However, there were some withdrawals. Plain types saw only some interest from buyers and rates declined with more withdrawals. BLF teas followed a similar trend to last week with a little less withdrawal.

CTC DUST: 13,111 packages of Current Season teas on offer met with fair demand. Good liquoring teas sold well at easier prices. Mediums sold fairly well and were fully firm on last. Plain and BLF Dusts were an easier market and saw fair withdrawals. Blenders were very active whilst Loose tea buyers were selective.

COMMENTS: Blenders operated in usual strength although at slightly lower levels. Loose tea buyers were much less active and operated selectively. As a result of which there was less competition with lowering of rates. There was more withdrawals this week.

Dusts met with fair demand with some withdrawals.

(Courtesy - National Brokers Limited)

MOMBASA / KOLKATA / GUWAHATI / MALAWI / JAKARTA / COCHIN AUCTION

Due to the advancement of Tea Auctions in Colombo this week reports of the above Auction Centres were not available at the time of printing this publication.

Sri Lanka Tea Sale Averages - Sub Elevation Wise – Month of November 2022.
(Excluding Black tea sales from refuse tea processing centres, Organic tea sales and Green tea sales)

Combined Averages (Orthodox & CTC)

ELEVATION	NOVEMBER 2022	JANUARY TO NOVEMBER 2022
UVA HIGH	1209.53	1083.18
WESTERN HIGH	1462.69	1109.96
TOTAL HIGH GROWN	1,362.11	1,100.47
UVA MEDIUM	1229.18	1,131.20
WESTERN MEDIUM	1,128.26	965.23
TOTAL MEDIUM GROWN	1,164.72	1,020.26
LOW GROWN	1,452.45	1,331.63
TOTAL	1,389.64	1,231.61

CTC Averages

ELEVATION	NOVEMBER 2022	JANUARY TO NOVEMBER 2022
CTC HIGH	1,191.40	981.01
CTC MEDIUM	1,042.72	823.20
CTC LOW	966.75	933.21
CTC TOTAL	1,029.49	910.45

Orthodox Averages

ELEVATION	NOVEMBER 2022	JANUARY TO NOVEMBER 2022
UVA HIGH	1,213.69	1,085.61
WESTERN HIGH	1,501.50	1,127.75
TOTAL HIGH GROWN	1,383.55	1,112.37
UVA MEDIUM	1,229.18	1,131.20
WESTERN MEDIUM	1,161.33	1,014.92
TOTAL MEDIUM GROWN	1,191.15	1,061.55
LOW GROWN	1,501.42	1,369.07
TOTAL	1,433.75	1,267.91

Sri Lanka Tea Sale Averages - Elevation Wise – Month of November 2022
(Including Black tea sales from refuse tea processing centres, Organic tea sales and Green tea sales)

ELEVATION	NOVEMBER				JANUARY TO NOVEMBER			
	2022		2021		2022		2021	
	LKR	USD	LKR	USD	LKR	USD	LKR	USD
HIGH GROWN	1,340.75	3.69	611.33	3.03	1,078.25	3.38	585.71	2.95
MEDIUM GROWN	1,177.49	3.24	556.07	2.75	1,019.56	3.20	549.85	2.77
LOW GROWN	1,448.15	3.99	643.21	3.19	1,327.39	4.16	643.20	3.24
TOTAL	1,383.05	3.81	623.18	3.09	1,220.90	3.83	614.46	3.10

(Source: SLTB / CBSL)