



**Ceylon Tea
Brokers**

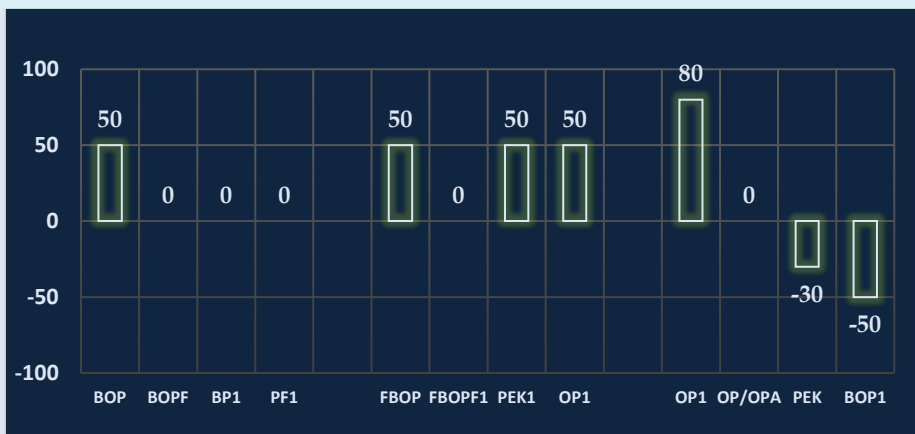


MARKET SNAPSHOT

SALE NO. 46 OF 22ND / 23RD NOVEMBER 2022

CEYLON TEA BROKERS PLC
Level 7, Millenium House, No.46/58, Nawam Mawatha, Colombo 2
Tel: 011-460777 Fax: 011-4607788
Email: general@ceylontebrokers.com
Web: www.ceylontebrokers.com

Ex-Estate met with fair demand; Low Grown met with good demand.



EX-ESTATE

MEDIUM

LOW GROWN

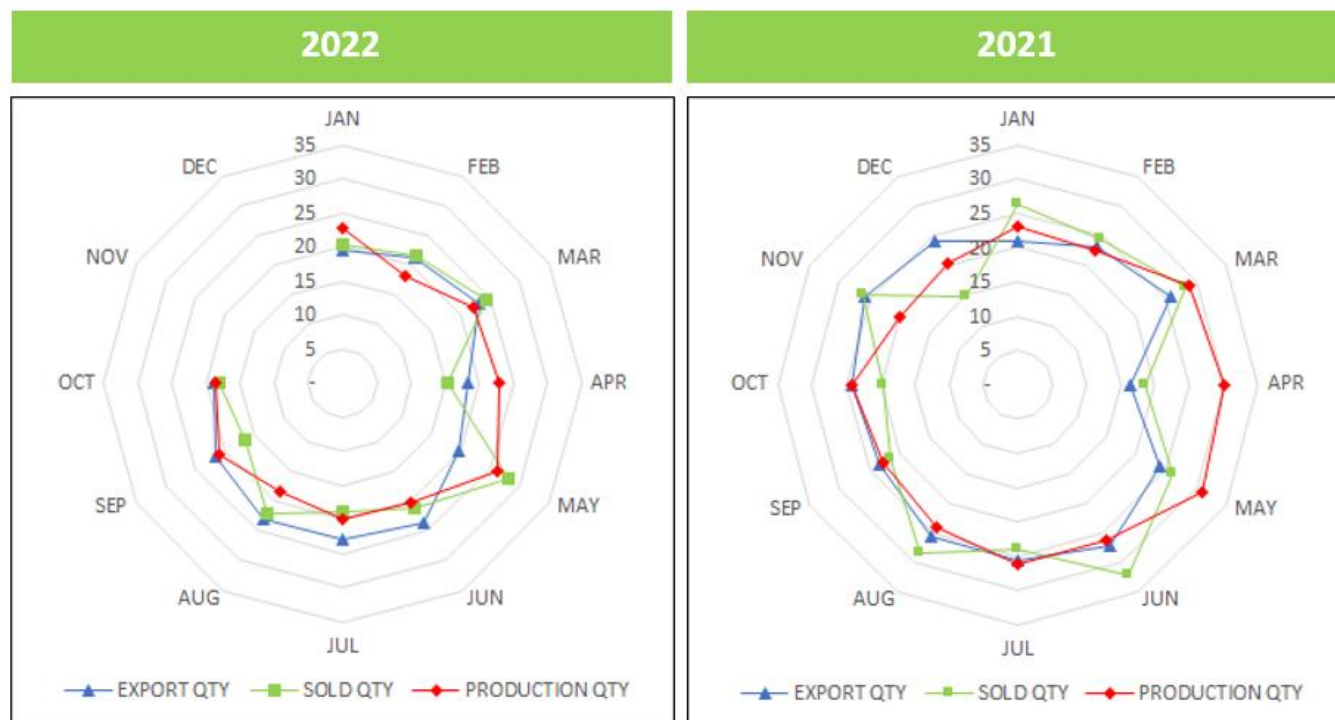
**Currency -23rd Nov.
LKR/USD 360.99**

**November 03rd Sale
National Average
Rs. 1358.91**

Elevation Average

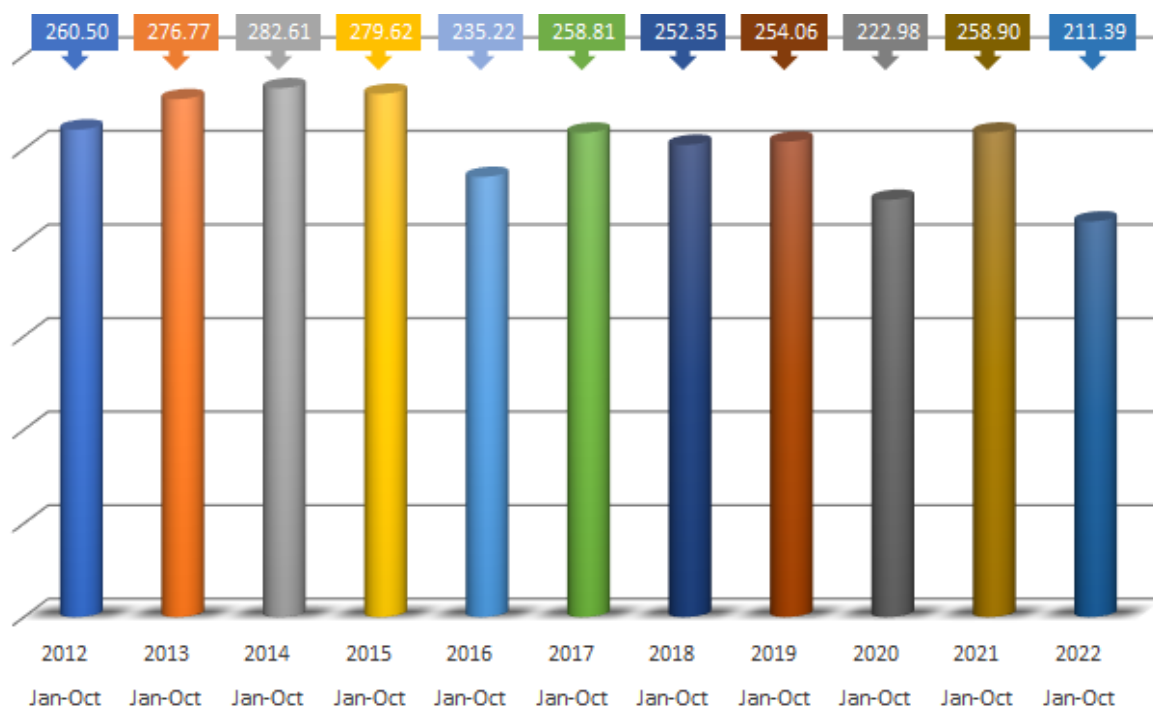
| Elv | Rs | \$ |
|--------|----------|------|
| High | 1,350.24 | 4.00 |
| Medium | 1,132.58 | 3.50 |
| Low | 1,417.59 | 4.28 |

MONTHLY COMPARISON OF SRI LANKAN TEA PRODUCTION, SOLD & EXPORT QUANTITY (IN MN KG) - 2022 VS 2021



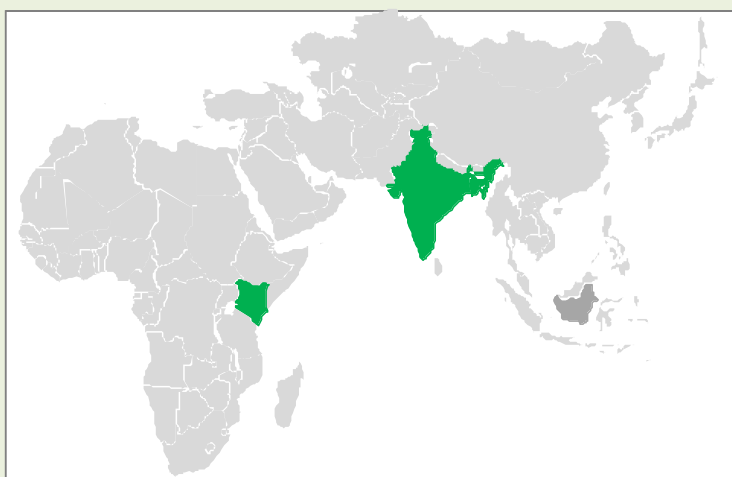
(Source: SL Customs – Statistical Division / CBSL, SLTB, S S P)

YEARLY SRI LANKAN TEA PRODUCTION QUANTITY (IN MN KG) YTD OCTOBER 2012-2022



Source: SLTB

MARKET MOVEMENT AT INTERNATIONAL AUCTION CENTERS THIS WEEK



Bangladesh



India



Kenya



Indonesia market report details were not available at the time of printing this publication.

COMMENTS

| Sale | Ex-Estate | | Low Grown (Leafy/Tippy) | | Total | |
|------|-----------|--------|-------------------------|--------|-----------|--------|
| | Qty | Demand | Qty | Demand | Qty | Demand |
| 46 | 0.62 MKgs | Fair | 2.0 Mkgs | Good | 4.79 Mkgs | Good |

| WESTERN | | | | |
|---------|-------------|--------|------------|---------|
| | SELECT BEST | BEST | BELOW BEST | PLAINER |
| BOP | ↑ 50/- | ↑ 50/- | Firm | Firm |
| BOPF | ↑ 50/- | Firm | Firm | ↓ 50/- |

| | NUWARA ELIYA | UDA PUSSELLAWA | UVA |
|------|--------------|----------------|------|
| BOP | ↑ 50/- | Firm | Firm |
| BOPF | N/A | ↓ 50/- | Firm |

| | HIGH | MEDIUM | LOW |
|-----|--------|-----------|-----------|
| BP1 | N/A | Firm | Firm |
| PF1 | ↑ 50/- | Irregular | Irregular |

| HIGH & MEDIUM | | | | |
|---------------|-------------|---------|------------|--------|
| | SELECT BEST | BEST | BELOW BEST | OTHERS |
| BOP1 | ↑ 100/- | ↑ 100/- | ↑ 50/- | ↑ 50/- |
| OP1 | ↑ 100/- | ↑ 50/- | Firm | Firm |
| FBOP | ↑ 50/- | Firm | Firm | Firm |
| FBOPF1 | Firm | ↓ 50/- | ↓ 50/- | ↓ 50/- |
| PEK | Firm | ↓ 50/- | Firm | Firm |
| PEK1 | ↑ 50/- | Firm | Firm | Firm |
| OP/OPA | Firm | Firm | Firm | Firm |

| LEAFY / SEMI LEAFY | | | | |
|--------------------|-------------|--------|------------|--------|
| | SELECT BEST | BEST | BELOW BEST | OTHERS |
| OP1 | ↑ 100/- | ↑ 50/- | ↑ 50/- | ↑ 50/- |
| BOP1 | ↓ 50/- | ↓ 50/- | ↓ 50/- | ↓ 50/- |
| OP/OPA | Firm | | | |
| PEK | ↓ 30/- | | | |
| PEK1 | ↓ 30/- | | | |

| SMALL LEAF / TIPPY | | | | |
|--------------------|--------|--------|--------|--------|
| FBOP | Firm | ↑ 10/- | Firm | ↑ 20/- |
| FBOP1 | ↓ 20/- | ↓ 40/- | Firm | ↓ 20/- |
| FBOPF1 | Firm | ↑ 10/- | ↓ 20/- | ↓ 40/- |

| PREMIUM FLOWERY | | | | |
|-----------------|-------------|--|--|--|
| Select Best | Firm | | | |
| Best | ↓ 200-300/- | | | |
| Below Best | ↓ 200/- | | | |
| Others | ↓ 500/- | | | |



Crude Oil

As at 23rd November, 2022 – USD 86.37



Mombasa Auction

Demand: Fair demand

Sri Lanka Tea Production for the month of October 2022 amounted to 18.75 Mn/Kg, vis-à-vis 24.18 Mn/Kg in 2021. (-5.43 Mn/Kg). Cumulative crop to end October 2022 was 211.39 Mn/Kg, compared with 258.90 Mn/Kg in 2021. (-47.51 Mn/Kg)

Elevation wise analysis shows that for the month of October 2022 High, Medium & Low Grown show a decrease of -0.95 Mn/Kg, -0.99 Mn/Kg & -3.86 Mn/Kg respectively when compared to the same month last year.

CTC's recorded 1.73 Mn/Kg for the month of October 2022 vis-à-vis 2.24 Mn/Kg last year. (-0.52Mn/Kg)

(Please refer page No.16 for more details)

| | |
|--|--|
| We Congratulate | |
| SIRIMEWANA TEA FACTORY | |
| for | |
| achieving the Food Safety Management System in compliance with the requirement of | |
| ISO 22000 : 2018 by Ceycert (Private) Limited | |

CURRENCY BOARD – AS AT 23RD NOVEMBER 2022

| | United States Dollars (USD) | | European Community Euro (EUR) | | United Kingdom pounds (GBP) | |
|-------------------------|--------------------------------|--------|----------------------------------|--------|--------------------------------|--------|
| | Corresponding | | Corresponding | | Corresponding | |
| | 2022 | 2021 | 2022 | 2021 | 2022 | 2021 |
| Sri Lankan Rupee | 360.99 | 198.50 | 369.89 | 222.06 | 426.86 | 264.44 |

(Courtesy - Central Bank of Sri Lanka)

| | | | | | | |
|--------------------------|-----------|-----------|-----------|-----------|-----------|-----------|
| Indian Rupee | 81.69 | 74.31 | 83.93 | 83.69 | 96.93 | 99.73 |
| Kenyan Shilling | 121.22 | 111.36 | 124.54 | 125.42 | 143.83 | 149.46 |
| Bangladesh Taka | 101.00 | 84.22 | 103.76 | 94.85 | 119.84 | 113.03 |
| Indonesian Rupiah | 15,682.90 | 14,249.70 | 16,111.70 | 16,048.10 | 18,608.00 | 19,124.30 |
| Malawi Kwacha | 1,018.48 | 804.47 | 1,046.33 | 906.00 | 1,208.45 | 1,079.67 |
| Vietnam Dong | 24,845.40 | 22,619.20 | 25,524.80 | 25,473.80 | 29,479.50 | 30,356.80 |

(Courtesy - Oanda Corporation)

SRI LANKA RUPEE AGAINST US DOLLAR TIME PERIOD 17/11/2022 TO 23/11/2022 (SPOT RATE)

| | | | | | |
|-------------------|--------|-------------------|--------|-------------------|--------|
| 17/11/2022 | 360.99 | 21/11/2022 | 360.99 | 23/11/2022 | 360.99 |
| 18/11/2022 | 360.99 | 22/11/2022 | 360.99 | | |

(Courtesy - Central bank of Sri Lanka)

QUANTITY SOLD DURING THE PERIOD 14TH – 19TH NOVEMBER 2022

| | 2022 | | 2021 | |
|---------------------------------------|--------------|----------------|--------------|----------------|
| | WEEKLY | TODATE | WEEKLY | TODATE |
| PRIVATE SALES | 77,259.00 | 3,720,063.28 | 57,553.50 | 5,201,968.09 |
| PUBLIC AUCTION | 3,916,214.00 | 215,474,905.00 | 5,149,975.00 | 257,817,019.00 |
| FORWARD CONTRACTS | 45,650.00 | 1,710,490.00 | 48,920.00 | 1,996,410.00 |
| DIRECT SALES | - | - | - | - |
| TOTAL | 4,039,123.00 | 220,905,458.28 | 5,256,448.50 | 265,015,397.09 |
| BMF EXCLUDED FROM PRIVATE SALE | 47,046.00 | 5,468,014.00 | 296,351.00 | 9,361,092.00 |

TEA
TECH
TIPS



Wither harder and reduce period of fermentation to maximize seasonal character and flavour of the tea. Right weather and good leaf quality will yield best results.

CROP AND WEATHER (FOR THE PERIOD 14TH - 20TH NOVEMBER 2022)





























The Western and Nuwara Eliya planting districts experienced sunny weather throughout. The Department of Meteorology forecasts fair weather in both regions in the coming week.

The Uva/Udapussellawa's reported clear conditions.

The Low Grown districts experienced bright conditions. morning showers are to be expected in the Ruhuna region.

All districts recorded a decline in crop intake except for the Nuwara Eliya's which maintained.

WEATHER FORECAST (FOR THE PERIOD 24TH TO 30TH NOVEMBER 2022)

| | Thu (24/11) | Fri (25/11) | Sat (26/11) | Sun (27/11) | Mon (28/11) | Tue (29/11) | Wed (30/11) |
|--------------------------------|---|---|---|---|--|---|---|
| Galle | 29°/23°C  | 30°/24°C  | 31°/25°C  | 30°/24°C  | 30°/24°C  | 32°/24°C  | 32°/23°C  |
| Matara | 33°/21°C  | 33°/22°C  | 34°/24°C  | 34°/22°C  | 33°/23°C  | 33°/24°C  | 32°/23°C  |
| Ratnapura | 33°/20°C  | 34°/19°C  | 35°/22°C  | 34°/21°C  | 33°/22°C  | 34°/22°C  | 34°/20°C  |
| Hatton/ Talawakelle | 25°/14°C  | 26°/12°C  | 26°/15°C  | 25°/16°C  | 26°/17°C  | 26°/17°C  | 28°/16°C  |

ORDER OF SALE THIS WEEK

| EX EST | H/M-OFF GR & DUST | LEAFY/ SEMI LEAFY/ TIPPY/PREM & BOP1A |
|------------|---------------------------------------|---------------------------------------|
| AS | Asia Siyaka Commodities PLC | Lanka Commodity Brokers |
| JK | Mercantile Produce Brokers (Pvt) Ltd | Asia Siyaka Commodities PLC |
| MB | Forbes & Walker Tea Brokers (Pvt) Ltd | Eastern Brokers Ltd |
| CTB | Bartleet Produce Marketing (Pvt) Ltd | Ceylon Tea Brokers PLC |
| LC | Lanka Commodity Brokers | Bartleet Produce Marketing (Pvt) Ltd |
| BA | Ceylon Tea Brokers PLC | Forbes & Walker Tea Brokers (Pvt) Ltd |
| ES | Eastern Brokers Ltd | Mercantile Produce Brokers (Pvt) Ltd |
| FW | John Keells PLC | John Keells PLC |

| CATALOGUE | LOTS | QTY (KGS) |
|------------------------|--------------|------------------|
| EX-ESTATE | 539 | 624,501 |
| HIGH AND MEDIUM | 1,333 | 591,415 |
| LOW GROWN (LEAFY) | 1,668 | 611,830 |
| LOW GROWN (SEMI LEAFY) | 1,256 | 526,357 |
| LOW GROWN (TIPPY) | 1,886 | 933,352 |
| OFF GRADES + BOP1A | 2,102 | 1,088,917 |
| DUSTS | 397 | 359,122 |
| PREMIUM FLOWERY | 334 | 53,964 |
| TOTAL | 9,515 | 4,789,458 |

HIGH GROWN TEAS

BOP

Best Westerns were firm to Rs.50/- per kg dearer. Below best and plainer types were mostly firm. Nuwara Eliya's gained on last. Uda Pussellawa's sold on last levels. Uva's too followed a similar trend.

BOPF

Best Westerns gained by Rs.50/- per kg. Below best and plainer types were firm. Hardly any offerings from Nuwara Eliya's. Uda Pussellawa's declined marginally. Uva's maintained.

MEDIUM GROWN TEAS

BOPF

In general, Firm

BOP1/OP1

BOP1: Select best and best gained by Rs.100/- per kg, whilst the below best and the plainer sorts moved up by Rs. 50/- per kg.

OP1: Select best dearer by Rs. 100/- per kg whilst the best gained by Rs.50/- per kg. Below best and the plainer sorts were firm.

OP/OPA

In general firm.

PEKOE/PEKOE1

PEK: Teas in the best category lower by Rs. 50/- per kg whilst all others were firm.

PEK1: Select best gained by Rs. 50/- per kg whilst all others were maintained.

FBOP/FBOPF1

FBOP: Select best gained by Rs. 50/- per kg whilst all others were maintained.

FBOPF1: Select best were firm whilst all others easier by Rs. 50/- per kg.

CTC

HIGH GROWN

BP1 – Hardly any offerings.

PF1 – Dearer by Rs.50/- per kg.

MEDIUM GROWN

BP1 – Maintained.

PF1 – Irregular.

LOW GROWN

BP1 – Firm.

PF1 – Irregular.

| QUOTATIONS-HIGH GROWNS | BOP | | BOPF | |
|---------------------------|------|------|------|------|
| BEST WESTERNS | 1650 | 1800 | 1650 | 1850 |
| BELOW BEST WESTERNS | 1480 | 1600 | 1500 | 1600 |
| PLAINER WESTERNS | 1300 | 1440 | 1380 | 1480 |
| NUWARA ELIYAS | 1380 | 1600 | N/A | |
| UDAPUSSELLAWAS | 1100 | 1460 | 1200 | 1600 |
| BEST UVAS | 1550 | 1650 | 1400 | 1550 |
| OTHER UVAS | 1200 | 1420 | 1000 | 1260 |
| GOOD MEDIUMS | 1400 | 2300 | N/A | |
| POOR MEDIUMS | 1000 | 1300 | 900 | 1040 |
| QUOTATIONS – UNORTHODOX | BP1 | | PF1 | |
| (CTC) CTC (High & Medium) | 1220 | | 830 | 1440 |
| CTC (Low) | 1020 | 1220 | 900 | 2450 |

LOW GROWN

| | |
|---------------------|--|
| BOP1 | Few Select best BOP1s maintained, whilst best and below best were irregularly lower. Poorer types maintained. |
| OP1 | Select best together with best and below best firm to dearer. Poorer sorts were fully firm. |
| OP | Well-made varieties were firm, whilst best and below best were firm to dearer. Poorer sorts maintained. |
| OPA | Select best were firm whilst best and below best were firm to dearer. Teas at the lower end maintained. |
| PEKOE/PEKOE1 | Select best teas together with full range of bold PEKs were fully firm. Cleaner below best and the rest were dearer. |
| FBOP/FBOP1 | Select best and best increased in value, whilst others held firm. |
| BOP | Few well-made invoices were dearer whilst others held firm. |
| BOPF | In general, firm market. |
| FBOPF/FBOPF1 | Select best and best increased in value, whilst the below best and bottom held firm. |

| QUOTATIONS | SELECT BEST | BEST | BELOW BEST | OTHER |
|---------------------|-------------|-----------|------------|------------|
| BOP1 | 2200-2850 | 1600-2000 | 1200-1400 | 800-1000 |
| OP1 | 2200-3100 | 1800-2000 | 1400-1600 | 600-1200 |
| OP | 1900-2300 | 1500-1800 | 1300-1500 | 600-1100 |
| OPA | 1800-2450 | 1500-1800 | 1300-1500 | 600-1100 |
| PEKOE | 1800-2550 | 1600-1800 | 1400-1600 | 600-1200 |
| PEKOE1 | 2000-2550 | 1600-2000 | 1400-1600 | 600-1200 |
| FBOP1 | 2100-2700 | 1700-2000 | 1000-1600 | Below 980 |
| FBOP | 2000-2700 | 1600-1900 | 1000-1500 | Below 980 |
| BOP | 2000-2600 | 1500-1900 | 960-1400 | Below 950 |
| BOPF | 1800-2300 | 1400-1700 | 950-1300 | Below 940 |
| FBOPF1 | 2100-3450 | 1500-2000 | 980-1400 | Below 960 |
| FBOPF | 2300-3050 | 1700-2200 | 1000-1600 | Below 980 |
| FFSP/FFEXSP/FFEXSP1 | 7000-9550 | 4600-6000 | 3600-4500 | Below 3500 |

OFF GRADES

- FGS/FGS1** High grown varieties maintained. Medium and low grown firm to Rs. 10-20/- per kg easier. CTC's were firm.
- BM/BP** **BM** – Best advanced by Rs. 10-20/- per kg. Below Best and Bottom eased by Rs. 10-20/- per kg.
BP – Increased by Rs. 20-40/- per kg.
- BOP1A** A few select best invoices maintained whilst the balance declined by Rs.100-150/- per kg. Below best were firm, whilst the poorer sorts were easier by Rs. 10-20/- per kg.

| | HIGH | | MEDIUM | | LOW | |
|--------------------|------|------|--------|------|-----|------|
| BETTER FNGS | 1000 | 1420 | 900 | 1200 | 920 | 1060 |
| OTHER FNGS | 550 | 960 | 430 | 890 | 510 | 890 |
| P.FGS (CTC) | 700 | | 470 | 820 | 460 | 1240 |
| BP | 650 | 1500 | 740 | 1800 | 580 | 1750 |
| BM | 590 | 980 | 630 | 910 | 580 | 1600 |
| BOP1A | 680 | 1100 | 710 | 1400 | 550 | 1700 |

DUST

- DUST1** Best high grown and below best were dearer by Rs. 50 -100/- per kg. CTCs were irregularly dearer. Best low grown appreciated by Rs. 50-70/- per kg. Below best Low grown were firm.
- DUST** Clean secondaries and low grown appreciated by Rs. 20-30/- per kg.

| | HIGH | | MEDIUM | | LOW | |
|------------------------|------|------|--------|------|------|------|
| PRIMARY DUSTS | 1400 | 1900 | 1120 | 1600 | 960 | 1500 |
| SECONDARY DUSTS | 800 | 1100 | 680 | 1000 | 600 | 850 |
| PDUST (CTC) | 1140 | 1380 | 1100 | 1360 | 1250 | 1850 |

TOP PRICES - SALE NO. 46 OF 22ND / 23RD NOVEMBER 2022

| WESTERN MEDIUM | | | |
|-----------------|--------------|----------|---|
| Craighead | BOP | 2,200.00 | |
| Nayapane | BOP | 2,200.00 | |
| Nayapane | BOPSp | 2,300.00 | |
| Ancoombra | BOPF/BOPFSp | 1,480.00 | |
| Dartry Valley | BOP1 | 2,600.00 | |
| Orange Field | BOP1 | 2,600.00 | |
| Craighead | FBOP/FBOP1 | 3,200.00 | |
| Dartry Valley | FBOPF/FBOPF1 | 2,400.00 | |
| Orange Field | OP/OPA | 1,750.00 | |
| Craighead | OP1 | 2,750.00 | |
| Orange Field | OP1 | 2,750.00 | |
| Craighead | PEK/PEK1 | 2,350.00 | |
| Dartry Valley | PEK/PEK1 | 2,350.00 | |
| WESTERN HIGH | | | |
| Somerset | BOP | 1,800.00 | |
| Queensberry | BOPSp | 1,900.00 | |
| Great Western | BOPF/BOPFSp | 1,850.00 | |
| Weddemulla | BOP1 | 1,850.00 | @ |
| Great Western | FBOP/FBOP1 | 3,100.00 | |
| Torrington | FBOPF/FBOPF1 | 1,850.00 | |
| Bogahawatte | FBOPF/FBOPF1 | 1,800.00 | @ |
| Inverness | FBOPF/FBOPF1 | 1,800.00 | |
| Venture | OP | 1,650.00 | |
| Weddemulla | OPA | 1,460.00 | @ |
| Torrington | OP1 | 1,900.00 | |
| Bogahawatte | PEK | 1,950.00 | @ |
| Bambrakelly | PEK1 | 1,950.00 | |
| NUWARA ELIYA | | | |
| Kenmare | BOP | 1,600.00 | |
| Kenmare | FBOP/FBOP1 | 1,850.00 | |
| Mahagastotte | OP/OPA | 1,500.00 | |
| Court Lodge | PEK/PEK1 | 1,800.00 | |
| UDA PUSSELLAWAS | | | |
| Mooloya | BOP | 1,460.00 | |
| Delmar | BOPSp | 1,750.00 | |
| Luckyland | BOPF/BOPFSp | 1,600.00 | |
| Kirklees | BOPF/BOPFSp | 1,600.00 | |
| Alma | BOP1 | 1,950.00 | @ |
| Alma | FBOP/FBOP1 | 2,200.00 | @ |
| Alma | FBOPF/FBOPF1 | 1,900.00 | @ |
| Alma | OP | 1,550.00 | @ |
| Gampaha | OP | 1,550.00 | |
| Alma | OPA | 1,280.00 | @ |
| Gordon | OP1 | 1,600.00 | |
| Alma | PEK/PEK1 | 2,000.00 | @ |

| UVA MEDIUM | | | |
|---------------------|---------------------|-----------------|---|
| Dickwella | BOP | 1,900.00 | |
| Halpewatte Uva | BOPSp | 2,000.00 | |
| Dickwella | BOPF/BOPFSp | 1,900.00 | |
| Dickwella | BOP1 | 2,600.00 | |
| Roseland Uva | BOP1 | 2,200.00 | @ |
| Halpewatta Uva | FBOP/FBOP1 | 2,300.00 | |
| Dickwella | FBOPF/FBOPF1 | 2,050.00 | |
| Halpewatta Uva | FBOPF/FBOPF1 | 2,050.00 | |
| Maratenne | OP/OPA | 1,700.00 | |
| Dickwella | OP1 | 2,600.00 | |
| Aruna Keppetipola | PEK/PEK1 | 2,250.00 | |
| Ury | PEK/PEK1 | 2,100.00 | @ |
| Sarnia Plaiderie | PEK/PEK1 | 2,100.00 | |
| UVA HIGH | | | |
| Glenanore | BOP | 1,900.00 | |
| Ranaya | BOPSp | 2,050.00 | @ |
| Uvakellie | BOPF/BOPFSp | 1,650.00 | |
| Glenanore | BOP1 | 2,100.00 | |
| Ranaya | FBOP/FBOP1 | 2,100.00 | @ |
| Ranaya | FBOPF/FBOPF1 | 2,050.00 | @ |
| Glenanore | OP/OPA | 1,600.00 | |
| Gonamotawa | OP/OPA | 1,600.00 | |
| Ranaya | OP/OPA | 1,580.00 | @ |
| Ranaya | OP1 | 2,150.00 | @ |
| Glenanore | PEK/PEK1 | 2,100.00 | |
| Mount Uva | PEK/PEK1 | 2,050.00 | @ |
| Glenanore | PEK/PEK1 | 2,050.00 | |
| UNORTHODOX HIGH | | | |
| Dunsinane CTC | PF1 | 1,420.00 | |
| UNORTHODOX MEDIUM | | | |
| New Peacock CTC | PF1 | 1,440.00 | |
| New Peacock CTC | BP1 | 1,220.00 | |
| UNORTHODOX LOW | | | |
| Hingalgoda CTC | PF1 | 2,450.00 | |
| Cecilayan CTC | BP1 | 1,220.00 | |

TOP PRICES - SALE NO. 46 OF 22ND / 23RD NOVEMBER 2022

LOW GROWN

| | | | |
|--------------------------------|---------------|-----------------|----------|
| Makandura | BOP1 | 2,850.00 | |
| New Vithanakande | OP1 | 3,100.00 | |
| Nilgiri | OP1 | 3,000.00 | @ |
| Karagoda | OP1 | 3,000.00 | |
| Sithaka | OP1 | 3,000.00 | |
| Nilgiri | OP | 2,300.00 | @ |
| Sihara | OP | 2,250.00 | @ |
| Himara | OP | 2,250.00 | @ |
| Rotumba | OP | 2,250.00 | |
| Mulatiyana Hills | OP | 2,200.00 | @ |
| A C U Super | OP | 2,200.00 | @ |
| New Panilkanda | OP | 2,200.00 | |
| Green Lanka | OP | 2,200.00 | |
| Navinda | OP | 2,200.00 | |
| Green Lanka | OPA | 2,450.00 | |
| Navinda | OPA | 2,400.00 | |
| Mulatiyana Hills | OPA | 2,300.00 | @ |
| Rotumba | OPA | 2,300.00 | |
| Lumbini | PEK | 2,550.00 | |
| New Mahendra | PEK | 2,500.00 | |
| Wathurawila | PEK | 2,450.00 | @ |
| Green Lanka | PEK | 2,450.00 | |
| Galatara | PEK1 | 2,550.00 | |
| A C U Super | PEK1 | 2,500.00 | @ |
| Kuttapitiya Super | PEK1 | 2,450.00 | @ |
| Matuwagalla Super | PEK1 | 2,450.00 | @ |
| Rajjuruwatta Super | PEK1 | 2,450.00 | @ |
| Sihara | PEK1 | 2,450.00 | @ |
| Pambegama | PEK1 | 2,450.00 | @ |
| Golden Garden | PEK1 | 2,450.00 | @ |
| Pothotuwa | PEK1 | 2,450.00 | |
| Gunawardana | PEK1 | 2,450.00 | |
| Lumbini | PEK1 | 2,450.00 | |
| Rajjuruwatta Super | BOP | 2,600.00 | @ |
| Brombil | BOP | 2,600.00 | |
| Suduwelipothahena Super | BOPSp | 2,300.00 | @ |
| Brombil | BOPF | 2,300.00 | @ |
| Brombil | BOPFSp | 2,300.00 | |
| Wathurawila | BOPFSp | 2,250.00 | @ |
| Stream Line | BOPFSp | 2,250.00 | |
| Thundola Ella | BOPFSp | 2,200.00 | @ |
| Pothotuwa | FBOP | 2,700.00 | |
| Liverpool Super | FBOP | 2,700.00 | |
| Mulatiyana Hills | FBOP | 2,600.00 | @ |
| Hidellana | FBOP | 2,600.00 | |
| Sithaka | FBOP | 2,600.00 | |
| Wathurawila | FBOP | 2,550.00 | @ |
| Makandura | FBOP | 2,550.00 | |
| Golden Garden | FBOP | 2,550.00 | |

CONT....

| | | | |
|-------------------|--------------|-----------------|----------|
| Navinda | FBOP1 | 2,700.00 | |
| Peak Forest | FBOP1 | 2,600.00 | |
| Brombil | FBOP1 | 2,400.00 | @ |
| Sithaka | FBOP1 | 2,400.00 | |
| Green Lanka | FBOP1 | 2,400.00 | |
| Sirimewana | FBOPF | 3,050.00 | @ |
| Himara | FBOPF | 3,050.00 | @ |
| Mahaliyadda | FBOPF1 | 3,450.00 | |
| | | | |

DUSTS

| | | | |
|---------------|-------|----------|--|
| Alton | DUST1 | 1,900.00 | |
| Ceciliyan CTC | PD | 1,850.00 | |
| | | | |

PREMIUM FLOWERY

| | | | |
|-------------------------|-------------------|-----------------|----------|
| Mulatiyana Hills | FBOPFSp | 9,000.00 | @ |
| Nawalakanda Super | FBOPFSp | 8,250.00 | |
| Graceland | FBOPFSp | 8,000.00 | @ |
| Garden Leaf | FBOPFExSp | 9,550.00 | |
| New Falcon Lanka | FBOPFExSp | 9,300.00 | |
| Ivy Hills | FBOPFExSp | 8,850.00 | @ |
| Lihiniyawa | FBOPFExSp1 | 8,150.00 | @ |
| | | | |

OFF GRADES

| | | | |
|--------------------|--------------|-----------------|----------|
| Clydesdale | FGS/FGS1 | 1,420.00 | |
| Hingalgoda CTC | PF | 1,240.00 | |
| Liyonta CTC | PF | 900.00 | @ |
| Kurunduwatta | BM | 1,600.00 | |
| Maratenne | BP | 1,800.00 | |
| Aldora | BOP1A | 1,850.00 | |
| Golden Garden | BOP1A | 1,800.00 | |
| Aldora | BOP1A | 1,800.00 | |
| Wathurawila | BOP1A | 1,700.00 | @ |
| Chandrika Estate | BOP1A | 1,700.00 | |
| Aldora | BOP1A | 1,700.00 | |

FUTURE SALES INFORMATION

SALE NO 47 OF 29TH / 30TH NOV 2022

| EX-ESTATE | H/M-OFF GR & DUST | LEAFY/ SEMI LEAFY/ TIPPY/PREM & BOP1A |
|------------|---------------------------------------|---------------------------------------|
| JK | Mercantile Produce Brokers (Pvt) Ltd | Ceylon Tea Brokers PLC |
| MB | Forbes & Walker Tea Brokers (Pvt) Ltd | Forbes & Walker Tea Brokers (Pvt) Ltd |
| CTB | Bartleet Produce Marketing (Pvt) Ltd | Bartleet Produce Marketing (Pvt) Ltd |
| LC | Lanka Commodity Brokers | Mercantile Produce Brokers (Pvt) Ltd |
| BA | Ceylon Tea Brokers PLC | Lanka Commodity Brokers |
| ES | Eastern Brokers Ltd | Eastern Brokers Ltd |
| FW | John Keells PLC | John Keells PLC |
| AS | Asia Siyaka Commodities PLC | Asia Siyaka Commodities PLC |

Buyers Prompt: 06.12.2022

Sellers Prompt: 08.12.2022

AWAITING SALE – CATALOGUE DETAILS

| | SALE OF 29TH / 30TH NOV 2022 | | SALE OF 05TH / 06TH DEC 2022 | |
|--|------------------------------|------------------|------------------------------|------------------|
| | LOTS | QTY(KGS) | LOTS | QTY(KGS) |
| EX-ESTATE | 547 | 618,611 | 547 | 605,881 |
| HIGH AND MEDIUM | 1,238 | 525,630 | 1,195 | 523,330 |
| LOW GROWN (LEAFY) | 1,539 | 558,780 | 1,797 | 676,732 |
| LOW GROWN (SEMI LEAFY) | 1,131 | 460,272 | 1,397 | 597,084 |
| LOW GROWN (TIPPY) | 1,767 | 854,673 | 1,932 | 979,072 |
| OFF GRADES+BOP1A | 1,722 | 867,837 | 2,219 | 1,097,683 |
| DUSTS | 339 | 311,010 | 434 | 404,846 |
| PREMIUM FLOWERY | 385 | 55,421 | 365 | 61,232 |
| TOTAL | 8,668 | 4,252,234 | 9,886 | 4,945,860 |
| MAIN SALE & EX ESTATE CLOSED ON | 10TH NOVEMBER 2022 | | 17TH NOVEMBER 2022 | |

SALE NO.49 – 13TH / 14TH DECEMBER 2022

Ex-Estate catalogue and Main Sale catalogues are scheduled to be closed on the 24th November 2022.

SALE NO.50 – 19TH / 20TH DECEMBER 2022

Ex-Estate catalogue and Main Sale catalogues are scheduled to be closed on the 01st December 2022.

SALE NO.01 – 03RD / 04TH JANUARY 2023

Ex-Estate catalogue and Main Sale catalogues are scheduled to be closed on the 08th December 2022.

ELEVATION WISE – STATISTICS – COLOMBO AUCTION AVERAGES

| Elevation | LAST WEEK (RS) Sale- 15.11.2022 | WEEK BEFORE LAST (RS) Sale- 08.11.2022 | LAST YEAR (RS) Corres 2021 | YEAR BEFORE (RS) Corres 2020 |
|--------------------|---------------------------------------|--|----------------------------------|------------------------------------|
| Uva High | 1202.51 | 1163.22 | 565.33 | 568.61 |
| Western High | 1444.14 | 1418.46 | 657.41 | 667.15 |
| CTC High | 1220.36 | 1149.63 | 590.08 | 635.96 |
| Total High Grown | 1350.79 | 1320.66 | 625.68 | 628.17 |
| Uva Medium | 1209.66 | 1187.75 | 591.67 | 582.11 |
| Western Medium | 1129.76 | 1087.37 | 530.89 | 560.97 |
| CTC Medium | 997.05 | 989.68 | 499.67 | 564.62 |
| Total Medium Grown | 1157.76 | 1123.27 | 550.44 | 568.04 |
| Orthodox Low | 1510.88 | 1454.56 | 650.36 | 663.91 |
| CTC Low | 934.76 | 886.10 | 498.39 | 553.88 |
| Total Low Grown | 1463.97 | 1411.32 | 641.11 | 655.88 |
| TOTAL | 1398.21 | 1346.02 | 623.31 | 636.96 |

| Elevation | LAST WEEK (\$) Sale- 15.11.2022 | WEEK BEFORE LAST (\$) Sale- 08.11.2022 | LAST YEAR (\$) Corres 2021 | YEAR BEFORE (\$) Corres 2020 |
|----------------------------|---------------------------------------|--|----------------------------------|------------------------------------|
| Uva High | 3.31 | 3.20 | 2.80 | 3.08 |
| Western High | 3.97 | 3.90 | 3.25 | 3.61 |
| CTC High | 3.36 | 3.16 | 2.92 | 3.44 |
| Total High Grown | 3.72 | 3.63 | 3.10 | 3.40 |
| Uva Medium | 3.33 | 3.27 | 2.93 | 3.15 |
| Western Medium | 3.11 | 2.99 | 2.63 | 3.04 |
| CTC Medium | 2.74 | 2.72 | 2.47 | 3.06 |
| Total Medium Grown | 3.19 | 3.09 | 2.72 | 3.08 |
| Orthodox Low | 4.16 | 4.00 | 3.22 | 3.60 |
| CTC Low | 2.57 | 2.44 | 2.47 | 3.00 |
| Total Low Grown | 4.03 | 3.88 | 3.17 | 3.55 |
| Weekly Total (USD) | 3.85 | 3.70 | 3.08 | 3.45 |
| Exchange Rate (LKR) | 363.50 | 363.50 | 202.05 | 184.61 |

| Elevation | TODATE 2020 (RS) | TODATE 2021 (RS) | TODATE 2022 (RS) | TODATE 2020 (\$) | TODATE 2021 (\$) | TODATE 2022 (\$) |
|---|------------------------|------------------------|------------------------|------------------------|------------------------|------------------------|
| Uva High | 546.54 | 548.70 | 1082.62 | 2.96 | 2.77 | 3.40 |
| Western High | 595.13 | 603.85 | 1094.70 | 3.22 | 3.05 | 3.43 |
| CTC High | 546.24 | 531.91 | 947.60 | 2.96 | 2.69 | 2.97 |
| Total High Grown | 579.89 | 586.66 | 1090.53 | 3.14 | 2.96 | 3.42 |
| Uva Medium | 583.01 | 566.70 | 1140.90 | 3.16 | 2.86 | 3.58 |
| Western Medium | 532.19 | 534.92 | 958.06 | 2.88 | 2.70 | 3.01 |
| CTC Medium | 502.74 | 497.58 | 818.42 | 2.72 | 2.51 | 2.57 |
| Total Medium Grown | 548.19 | 544.77 | 1017.19 | 2.97 | 2.75 | 3.19 |
| Orthodox Low | 683.69 | 653.49 | 1359.82 | 3.70 | 3.30 | 4.27 |
| CTC Low | 481.47 | 503.13 | 945.06 | 2.61 | 2.54 | 2.97 |
| Total Low Grown | 668.88 | 645.14 | 1331.23 | 3.62 | 3.26 | 4.18 |
| TOTAL | 629.97 | 615.93 | 1229.33 | 3.41 | 3.11 | 3.86 |
| Cumulative Sale Averages – 1 USD= Rs. (Monthly Weighted Average) | | | | 184.73 | 197.92 | 318.69 |

(Source: MSL/ CBSL)

WORLD TEA PRODUCTION (IN MILLION KILOS)

| Country | Month | Month | | To-date | | Diff(+/-) |
|-------------|-------|-------|-------|---------|-------|--------------|
| | | 2021 | 2022 | 2021 | 2022 | 2021 vs 2022 |
| Sri Lanka | Oct | 24.2 | 18.8 | 258.9 | 211.4 | -47.5 |
| Bangladesh | Sep | 12.61 | 14.74 | 64.76 | 63.83 | -0.93 |
| North India | Sep | 142.6 | 166.7 | 781.5 | 808.9 | 27.4 |
| South India | Sep | 20.6 | 23.3 | 181.9 | 175.8 | -6.1 |
| Malawi | Aug | 2.09 | 1.99 | 38.4 | 35.7 | -2.7 |
| Kenya | Jul | 34.7 | 33.8 | 308.8 | 304.2 | -4.6 |

(Source: Africa Tea Brokers/National Brokers Ltd)

MOMBASA TEA AUCTION OF ALE OF 21ST, 22ND & 23RD NOVEMBER 2022

There was fair demand for the 220,099 packages (14,810,801.00 kilos) on offer with prices showing irregularly easier tendencies. 30.73% remained unsold.

Kazakhstan and other CIS states showed good but selective interest with reduced enquiry from Pakistan Packers, Bazaar, Sudan and Afghanistan. Egyptian Packers opened slow but improved support as the sale progressed while UK, Yemen and other Middle Eastern countries maintained activity but at lower levels. There was more enquiry from Iran with reduced interest from Russia. Local Packers were more active. There was less activity from Somalia at the lower end of the market.

BP1: Best – Most teas were steady at last levels but a few lines were irregular and shed USC14 to USC40 with select invoices advancing by USC18 and USC40. Brighter – Were firm to USC10 below previous prices. Mediums – KTDA mediums met irregular enquiry and varied between steady to USC18 dearer to easier by a similar margin; plantation mediums shed up to USC32 but a few select invoices advanced by up to USC24. Lower Mediums – Were irregular and ranged between firm to USC19 dearer to easier by USC14. Plainer – Met reduced competition and lost up to USC20.

PF1: Best – Shed up to USC17. Brighter – Were easier by up to USC17. Mediums – KTDA mediums were steady at previous levels with plantation mediums irregular varying between firm to USC6 dearer to easier by up to USC15. Lower Mediums – Lost up to USC18 but a few lines advanced by up to USC6. Plainer – Were irregularly easier by up to USC20.

PDUST: Best – Were irregular ranging between firm to USC18 dearer for a few invoices to mostly easier by up to USC11. Brighter – Met reduced competition and shed up to USC18. Mediums – KTDA mediums varied between firm to USC5 dearer to easier by up to USC7 with plantation mediums ranging between steady to USC4 dearer to easier by a similar margin. Lower Medium – Varied between USC20 dearer to USC13 below previous levels. Plainer – Irregular and ranged between firm to USC10 dearer to easier by USC12.

DUST1: Best – Firm to USC11 easier. Brighter – Steady to USC16 below last prices. Mediums – KTDA mediums were irregular ranging between firm to USC8 dearer to easier by up to USC12 with plantation mediums varying between steady to USC11 above previous rates to easier by up to USC18. Lower Medium – Were mostly easier by up to USC16 but a few lines appreciated by up to USC12. Plainer – Irregularly easier by up to USC23.

(Courtesy - Africa Tea Brokers Limited)

BANGLADESH AUCTION OF 21ST NOVEMBER 2022

CTC LEAF: 59,199 packages of Current Season teas on offer continued to meet with a strong demand.

BROKENS: There was only a few bright liquoring Brokens available which were well sought after at around last levels. Other varieties also saw good demand but were a little easier following quality except the plainest which were often discounted with fair withdrawals. BLF teas saw a limited demand and were discounted with quite heavy withdrawals.

FANNINGS: Bright Fannings were strongly competed for and often advanced by Tk.5/- and more per kg. Good Fannings were also in strong demand and were mostly firm. Medium types met with a fairly good demand and were just about steady. Plain types similarly saw some demand but mostly eased with fair withdrawals. BLF teas saw only a limited demand and were discounted with quite heavy withdrawal.

CTC DUST: 11,946 packages of Current Season teas on offer met with good general demand. Select few good liquoring well made Dusts met with good competition and advanced by Tk.10/- to Tk.15/-. Other good liquoring Dusts also sold well at around last levels. Mediums were fully firm to slightly dearer closely following quality. Plain and BLF Dusts were an easier market and saw fair withdrawals. Blenders lent strong support with fair interest from the Loose tea buyers.

COMMENTS: A bright feature of the sale was the strong competition for best liquoring Fannings on offer which mostly advanced in price. Other brighter varieties also witnessed quite a good demand at about firm rates. Blenders were more active with fair interest from the Loose tea buyers.

Good liquoring Dusts were a strong feature of the sale.

(Courtesy - National Brokers Limited)

KOLKATA AUCTION OF 22ND, 23RD & 24TH NOVEMBER 2022

Fair Demand at irregularly easier levels for Assams seen so far.

Buying Pattern: W I - Operating . HUL - Operating . TCPL - Selective. Based on ATB's Catalogue.

(Courtesy - Associated Brokers (Pvt) Ltd., Kolkata)

GUWAHATI AUCTION OF 23RD NOVEMBER 2022

Less demand. Select better liquoring Assams are barely steady. Remainder tending irregularly easier following quality. Based on CBL's 52% (selling). Buying Pattern: HUL/TCPL selective. Internal /Western India operating.

Courtesy - Associated Brokers (Pvt) Ltd., Guwahati.

MALAWI /JAKARTA /COCHIN AUCTION

The above market report details were not available at the time of printing this publication.

TEA PRODUCTION STATISTICS - OCTOBER 2022

We give below production figures for the month of October 2022, together with the corresponding figures of 2021 (Kgs)

| | 2022 | | 2021 | | DIFFERENT FROM LAST YEAR +/- | |
|-----------------|----------------------|-----------------------|----------------------|-----------------------|------------------------------|-----------------------|
| | OCTOBER | TODATE | OCTOBER | TODATE | MONTH | CUMULATIVE |
| ORTHODOX | | | | | | |
| High Grown | 3,465,810.00 | 42,549,030.00 | 4,312,561.00 | 50,498,206.00 | -846,751.00 | -7,949,176.00 |
| Medium Grown | 2,464,036.00 | 28,032,790.00 | 3,203,006.00 | 35,790,992.00 | -738,970.00 | -7,758,202.00 |
| Low Grown | 10,925,650.00 | 120,473,196.00 | 14,182,070.00 | 148,070,512.00 | -3,256,420.00 | -27,597,316.00 |
| Total | 16,855,496.00 | 191,055,016.00 | 21,697,637.00 | 234,359,710.00 | -4,842,141.00 | -43,304,694.00 |

| | | | | | | |
|--------------|---------------------|----------------------|---------------------|----------------------|--------------------|----------------------|
| CTC | | | | | | |
| High Grown | 391,583.00 | 4,352,486.00 | 466,714.00 | 4,957,404.00 | -75,131.00 | -604,918.00 |
| Medium Grown | 524,747.00 | 5,414,641.00 | 737,354.00 | 7,720,558.00 | -212,607.00 | -2,305,917.00 |
| Low Grown | 810,795.00 | 9,127,051.00 | 1,039,839.00 | 9,639,725.00 | -229,044.00 | -512,674.00 |
| Total | 1,727,125.00 | 18,894,178.00 | 2,243,907.00 | 22,317,687.00 | -516,782.00 | -3,423,509.00 |

| | | | | | | |
|-----------------------------------|----------------------|-----------------------|----------------------|-----------------------|----------------------|-----------------------|
| TOTAL BLACK TEA PRODUCTION | | | | | | |
| High Grown | 3,857,393.00 | 46,901,516.00 | 4,779,275.00 | 55,455,610.00 | -921,882.00 | -8,554,094.00 |
| Medium Grown | 2,988,783.00 | 33,447,431.00 | 3,940,360.00 | 43,511,550.00 | -951,577.00 | -10,064,119.00 |
| Low Grown | 11,736,445.00 | 129,600,247.00 | 15,221,909.00 | 157,710,237.00 | -3,485,464.00 | -28,109,990.00 |
| Total | 18,582,621.00 | 209,949,194.00 | 23,941,544.00 | 256,677,397.00 | -5,358,923.00 | -46,728,203.00 |

| | | | | | | |
|------------------|-------------------|---------------------|-------------------|---------------------|-------------------|--------------------|
| GREEN TEA | | | | | | |
| High Grown | 97,776.00 | 734,258.00 | 121,033.00 | 1,176,951.00 | -23,257.00 | -442,693.00 |
| Medium Grown | 71,166.00 | 700,890.00 | 114,506.00 | 999,987.00 | -43,340.00 | -299,097.00 |
| Low Grown | 0.00 | 2,210.00 | 0.00 | 45,797.00 | 0.00 | -43,587.00 |
| Total | 168,942.00 | 1,437,358.00 | 235,539.00 | 2,222,735.00 | -66,597.00 | -785,377.00 |

| | | | | | | |
|-----------------------------|----------------------|-----------------------|----------------------|-----------------------|----------------------|-----------------------|
| TOTAL TEA PRODUCTION | | | | | | |
| High Grown | 3,955,169.00 | 47,635,774.00 | 4,900,308.00 | 56,632,561.00 | -945,139.00 | -8,996,787.00 |
| Medium Grown | 3,059,949.00 | 34,148,321.00 | 4,054,866.00 | 44,511,537.00 | -994,917.00 | -10,363,216.00 |
| Low Grown | 11,736,445.00 | 129,602,457.00 | 15,221,909.00 | 157,756,034.00 | -3,485,464.00 | -28,153,577.00 |
| Total | 18,751,563.00 | 211,386,552.00 | 24,177,083.00 | 258,900,132.00 | -5,425,520.00 | -47,513,580.00 |

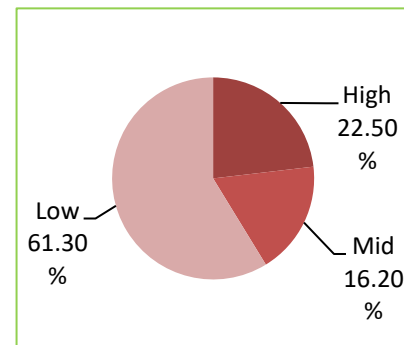
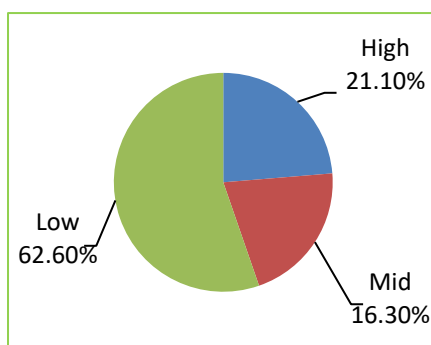
ANALYSIS OF TEA PRODUCTION %

| | MONTH | CUMULATIVE |
|--------------|---------------|---------------|
| High Grown | 21.10 | 22.50 |
| Medium Grown | 16.30 | 16.20 |
| Low Grown | 62.60 | 61.30 |
| Total | 100.00 | 100.00 |

MONTH

ELEVATION BREAKDOWN

CUMULATIVE



CTC PRODUCTION AS A PERCENTAGE OF BLACK TEA PRODUCTION

Month 9.3