



**Ceylon Tea
Brokers**

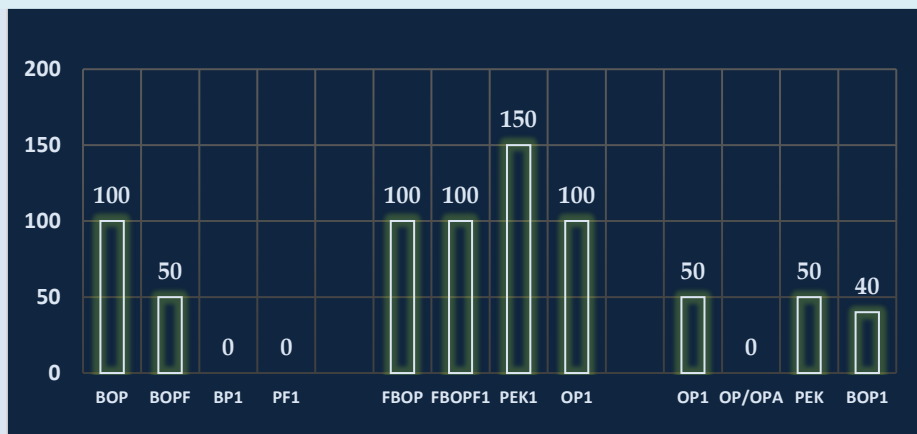


MARKET SNAPSHOT

SALE NO. 45 OF 15TH / 16TH NOVEMBER 2022

CEYLON TEA BROKERS PLC
Level 7, Millenium House, No.46/58, Nawam Mawatha, Colombo 2
Tel: 011-4607777 Fax: 011-4607788
Email: general@ceylontebrokers.com
Web: www.ceylontebrokers.com

Ex-Estate met with improved demand; Low Grown met with good demand.



EX-ESTATE

MEDIUM

LOW GROWN

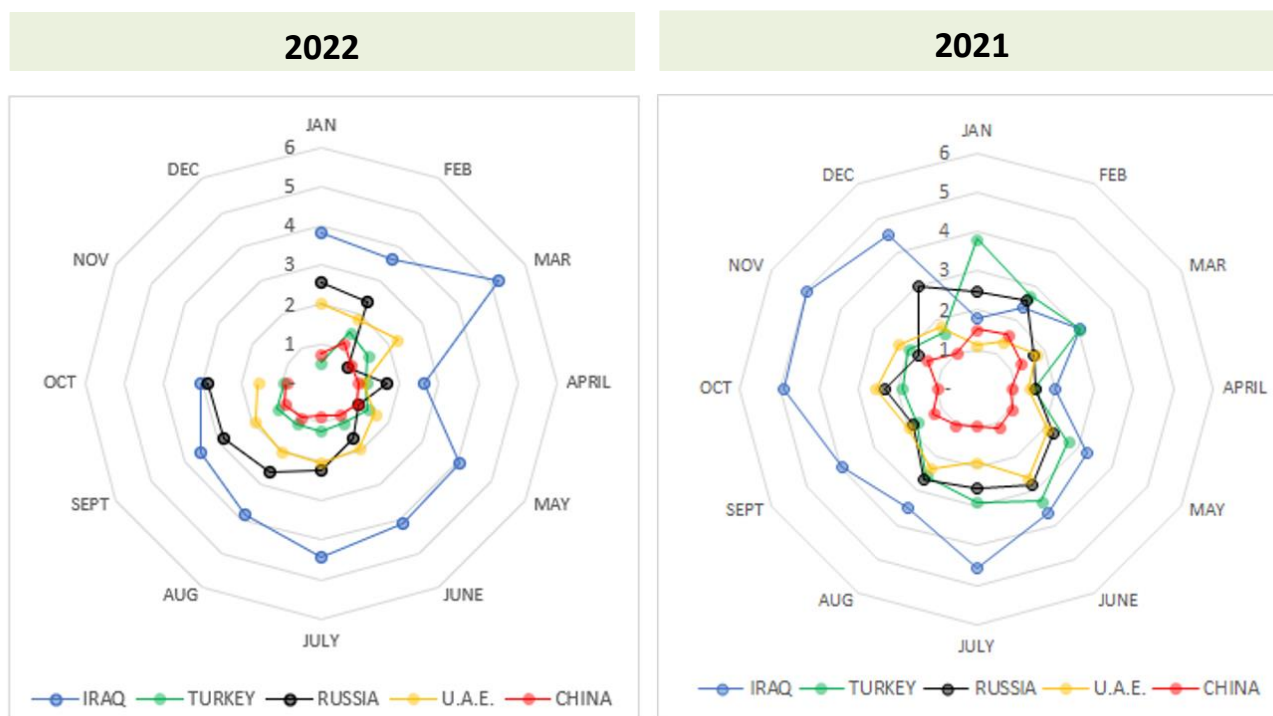
Currency - 16th Nov.
LKR/USD 360.98

November 02nd Sale
National Average
Rs. 1344.63/\$4.09

Elevation Average

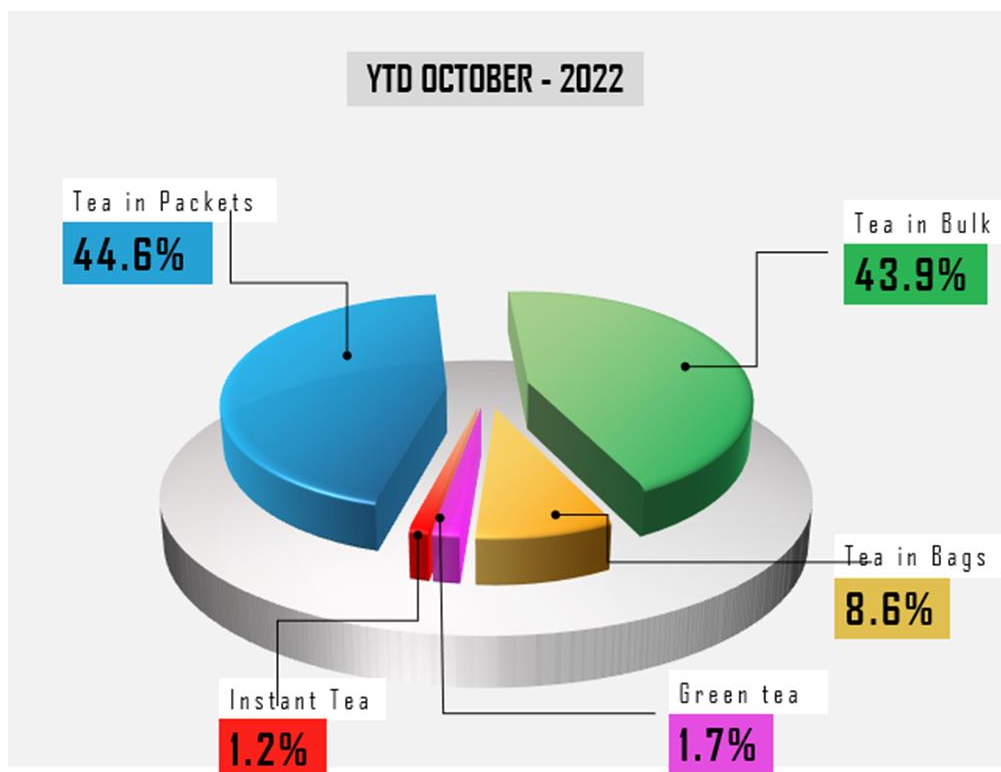
Elv	Rs	\$
High	1,347.40	4.00
Medium	1,119.93	3.50
Low	1,401.30	4.28

MONTHLY SRI LANKA TEA EXPORTS (IN MN KG) IRAQ, TURKEY, RUSSIA, U.A.E, CHINA 2022 VS 2021



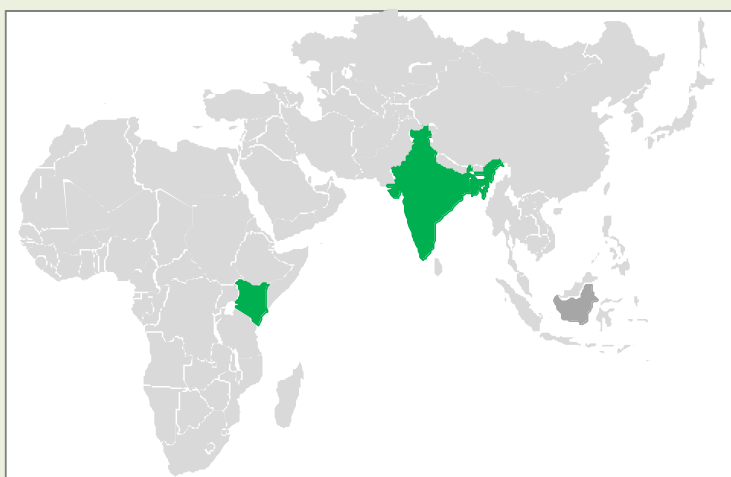
(Source: SL Customs - Statistical Division)

COMPOSITION OF TEA EXPORT QUANTITY ACCORDING TO TEA CATEGORY YTD OCTOBER – 2022 VS 2021



(Source: SL Customs - Statistical Division)

MARKET MOVEMENT AT INTERNATIONAL AUCTION CENTERS THIS WEEK



Bangladesh



India



Kenya



Indonesia market report details were not available at the time of printing this publication.

COMMENTS

Sale	Ex-Estate		Low Grown (Leafy/Tippy)		Total	
	Qty	Demand	Qty	Demand	Qty	Demand
45	0.54 MKgs	Improved	1.9 Mkgs	Good	4.3 Mkgs	Good

WESTERN				
	SELECT BEST	BEST	BELOW BEST	PLAINER
BOP	↑ 100/-	↑ 50/-	↑ 100/-	↑ 50/-
BOPF	↑ 100/-	↑ 50/-	Firm	↑ 50/-

	NUWARA ELIYA	UDA PUSSELLAWA	UVA
BOP	Irregular	↑ 30/-	Firm
BOPF	N/A	↑ 50/-	Firm

	HIGH	MEDIUM	LOW
BP1	N/A	↑ 20/-	Firm
PF1	Firm	Firm	Firm

HIGH & MEDIUM				
	SELECT BEST	BEST	BELOW BEST	OTHERS
BOP1	↑ 100/-	↑ 100/-	↑ 50/-	↑ 50/-
OP1	↑ 100/-	↑ 100/-	↑ 50/-	Firm
FBOP	↑ 50/-	↑ 100/-	↑ 50/-	↑ 50/-
FBOPF1	↑ 100/-	↑ 50/-	↑ 50/-	↑ 50/-
PEK	↑ 50/-	↑ 50/-	↑ 50/-	↑ 50/-
PEK1	↑ 150/-	↑ 100/-	↑ 50/-	↑ 50/-
OP/OPA	↓ 50/-	↓ 50/-	Firm	Firm

LEAFY / SEMI LEAFY				
	SELECT BEST	BEST	BELOW BEST	OTHERS
OP1	↑ 50/-	↑ 50/-	Firm	Firm
BOP1	↑ 50/-	↑ 50/-	Firm	Firm
OP/OPA	Firm			
PEK	↑ 50/-			
PEK1	↑ 80/-			

SMALL LEAF / TIPPY				
FBOP	Firm	↓ 20/-	Firm	↑ 10/-
FBOP1	↓ 20/-	Firm	↑ 20/-	Firm
FBOPF1	↓ 40/-	↑ 10/-	↑ 20/-	Firm

PREMIUM FLOWERY	
Select Best	↑ 300-500/-
Best	↑ 100/-
Below Best	↑ 200-300/-
Others	↑ 200/-



Crude Oil

As at 16th November, 2022 – USD 93.47



Mombasa Auction

Demand: Fairly good general demand

Sri Lanka Tea Exports – Total quantity of tea exported for the month of October 2022 including Re-Exports with imported Tea amounted to 19.00 Mn/kg, recording a decline of 5.34 Mn/kg (-21.93%) compared to the same period last year. The FOB price per Kg for the month was LKR 2077.46 (**Highest ever**) vis-à-vis LKR 905.01 (LKR + 1,172.45). Total export earnings recorded an increase of LKR 17.45 Billion (79.22%) in 2022 as against the same month last year.

(Please refer page No.15-17 for more details)

CURRENCY BOARD – AS AT 16TH NOVEMBER 2022

	United States Dollars (USD)		European Community Euro (EUR)		United Kingdom pounds (GBP)	
	Corresponding		Corresponding		Corresponding	
	2022	2021	2022	2021	2022	2021
Sri Lankan Rupee	360.98	198.50	371.73	224.97	425.68	265.06

(Courtesy - Central Bank of Sri Lanka)

Indian Rupee	81.05	74.22	83.99	83.96	95.95	99.86
Kenyan Shilling	120.99	111.21	125.39	125.81	143.23	149.64
Bangladesh Taka	100.30	84.27	103.94	95.34	118.73	113.39
Indonesian Rupiah	15,542.50	14,243.00	16,107.40	16,112.90	18,399.20	19,163.80
Malawi Kwacha	1,016.05	802.37	1,052.97	907.71	1,202.80	1,079.58
Vietnam Dong	24,769.20	22,612.70	25,669.40	25,581.30	29,321.90	30,425.10

(Courtesy - Oanda Corporation)

SRI LANKA RUPEE AGAINST US DOLLAR TIME PERIOD 10/11/2022 TO 16/11/2022 (SPOT RATE)

10/11/2022	360.97	14/11/2022	360.97	16/11/2022	360.98
11/11/2022	360.97	15/11/2022	360.97		

(Courtesy - Central bank of Sri Lanka)

QUANTITY SOLD DURING THE PERIOD 07TH – 12TH NOVEMBER 2022

	2022		2021	
	WEEKLY	TODATE	WEEKLY	TODATE
PRIVATE SALES	87,565.50	3,642,804.28	65,722.00	5,144,414.59
PUBLIC AUCTION	4,583,839.00	211,558,691.00	5,505,340.00	252,667,044.00
FORWARD CONTRACTS	45,350.00	1,664,840.00	42,880.00	1,947,490.00
DIRECT SALES	-	-	-	-
TOTAL	4,716,754.50	216,866,335.28	5,613,942.00	259,758,948.59
BMF EXCLUDED FROM PRIVATE SALE	83,718.00	5,420,968.00	148,813.00	9,064,741.00

TEA
TECH
TIPS



Rotorvane barrel pressure will increase with lower RPM and decrease when RPM is reduced.

CROP AND WEATHER (FOR THE PERIOD 07TH -13TH NOVEMBER 2022)





























The Western and Nuwara Eliya planting districts experienced clear mornings followed by showers. The Department of Meteorology forecasts misty mornings in both regions in the coming week.

The Uva/Udapussellawa's reported overcast conditions with rain. Heavy showers and misty conditions are to be expected in Uva.

The Low Grown districts experienced bright mornings followed by showers. Heavy showers and misty conditions are to be expected in the Ruhuna and Sabaragamuwa regions.

All districts recorded a decline in crop intakes except for the Low grown which maintained.

WEATHER FORECAST (FOR THE PERIOD 17TH TO 23RD NOVEMBER 2022)

	Thu (17/11)	Fri (18/11)	Sat (19/11)	Sun (20/11)	Mon (21/11)	Tue (22/11)	Wed (23/11)
Galle	29°/24°C 	31°/24°C 	30°/24°C 	29°/24°C 	31°/24°C 	30°/25°C 	29°/24°C 
Matara	31°/25°C 	29°/23°C 	31°/25°C 	31°/25°C 	31°/26°C 	30°/24°C 	31°/25°C 
Ratnapura	28°/22°C 	28°/22°C 	31°/24°C 	28°/23°C 	30°/23°C 	28°/23°C 	28°/22°C 
Hatton/ Talawakelle	25°/19°C 	25°/19°C 	24°/18°C 	23°/17°C 	25°/18°C 	23°/17°C 	23°/17°C 

ORDER OF SALE THIS WEEK

EX EST	H/M-OFF GR & DUST	LEAFY/ SEMI LEAFY/ TIPPY/PREM & BOP1A
FW	John Keells PLC	John Keells PLC
AS	Asia Siyaka Commodities PLC	Lanka Commodity Brokers
JK	Mercantile Produce Brokers (Pvt) Ltd	Asia Siyaka Commodities PLC
MB	Forbes & Walker Tea Brokers (Pvt) Ltd	Eastern Brokers Ltd
CTB	Bartleet Produce Marketing (Pvt) Ltd	Ceylon Tea Brokers PLC
LC	Lanka Commodity Brokers	Bartleet Produce Marketing (Pvt) Ltd
BA	Ceylon Tea Brokers PLC	Forbes & Walker Tea Brokers (Pvt) Ltd
ES	Eastern Brokers Ltd	Mercantile Produce Brokers (Pvt) Ltd

CATALOGUE	LOTS	QTY (KGS)
EX-ESTATE	467	538,271
HIGH AND MEDIUM	1,173	502,694
LOW GROWN (LEAFY)	1,604	584,746
LOW GROWN (SEMI LEAFY)	1,125	460,301
LOW GROWN (TIPPY)	1,860	906,657
OFF GRADES + BOP1A	1,988	1,010,826
DUSTS	356	308,372
PREMIUM FLOWERY	311	43,804
TOTAL	8,884	4,355,671

HIGH GROWN TEAS

BOP

Best Westerns were dearer by Rs.50-100/- per kg. Below best too followed a similar trend. Plainer types were firm to Rs.50/- per kg dearer. Nuwara-Eliya's were irregular. Uda Pussellawa's moved up by Rs.30/- per kg and more. Uva's maintained.

BOPF

Best Westerns on offer appreciated by Rs.50/- per kg and more. Below best were firm. Plainer types gained by Rs.50/- per kg. Nuwara Eliya's had hardly any offerings. Uda Pussellawa's were firm to Rs.50/- per kg dearer. Uva's sold around last.

MEDIUM GROWN TEAS

BOPF

In general, gained by Rs. 50/- per kg.

BOP1/OP1

BOP1: Select best and best gained by Rs.100/- per kg, whilst the below best and the plainer sorts moved up by Rs. 50/- per kg.

OP1: Select best and best dearer by Rs.100/- per kg whilst the below best gained by Rs. 50/- per kg. Teas at the bottom maintained.

OP/OPA

Select best and best declined by Rs.50/- per kg whilst all others firm.

PEKOE/PEKOE1

PEK: In general, dearer by Rs. 50/- per kg.

PEK1: Select best gained by Rs. 100/- per kg.

FBOP/FBOPF1

FBOP: In general, dearer by Rs. 50-100/- per kg.

FBOPF1: Select best dearer by Rs. 100/- per kg whilst all others gained by Rs. 50/- per kg.

CTC

HIGH GROWN

BP1 – Hardly any offerings.

PF1 – Firm.

MEDIUM GROWN

BP1 – Few on offer gained in value.

PF1 – Maintained.

LOW GROWN

BP1 – Firm.

PF1 – Firm to marginally dearer.

QUOTATIONS-HIGH GROWNS	BOP		BOPF	
BEST WESTERNS	1650	2000	1650	1750
BELOW BEST WESTERNS	1500	1600	1500	1600
PLAINER WESTERNS	1420	1480	1280	1480
NUWARA ELIYAS	1500		N/A	
UDAPUSSELLAWAS	1080	1550	1160	1550
BEST UVAS	1360	1650	1380	1550
OTHER UVAS	N/A		1160	1320
GOOD MEDIUMS	1400	2250	N/A	
POOR MEDIUMS	1000	1300	920	960
QUOTATIONS – UNORTHODOX	BP1		PF1	
(CTC) CTC (High & Medium)	1200	1420	810	1460
CTC (Low)	1080	1200	870	2200

LOW GROWN

BOP1	Few Select best BOP1s maintained, whilst best and below best were irregularly lower. Poorer types maintained.
OP1	Select best together with best and below best firm to dearer. Poorer sorts were fully firm.
OP	Well-made varieties were firm, whilst best and below best were firm to dearer. Poorer sorts maintained.
OPA	Select best were firm whilst best and below best were firm to dearer. Teas at the lower end maintained.
PEKOE/PEKOE1	Select best teas together with full range of bold PEKs were fully firm. Cleaner below best and the rest were dearer.
FBOP/FBOP1	Few select best invoices increased in value, whilst others held firm.
BOP	Few well-made invoices were dearer whilst others held firm.
BOPF	In general, easier market.
FBOPF/FBOPF1	Select best and best increased in value, whilst the below best and bottom held firm.

QUOTATIONS	SELECT BEST	BEST	BELOW BEST	OTHER
BOP1	2200-2800	1600-2000	1200-1400	800-1000
OP1	2200-3000	1800-2000	1400-1600	600-1200
OP	1900-2250	1500-1800	1300-1500	600-1100
OPA	1800-2350	1500-1800	1300-1500	600-1100
PEKOE	1800-2600	1600-1800	1400-1600	600-1200
PEKOE1	2000-2550	1600-2000	1400-1600	600-1200
FBOP1	2000-2650	1600-1900	1000-1500	Below 980
FBOP	2000-2850	1600-1900	1000-1500	Below 980
BOP	2100-2600	1600-2000	980-1500	Below 970
BOPF	2000-2500	1500-1900	960-1400	Below 950
FBOPF1	2000-2750	1500-1900	980-1400	Below 960
FBOPF	2100-2900	1500-2000	1000-1400	Below 980
FFSP/FFEXSP/FFEXSP1	7000-10500	4600-6000	3600-4500	Below 3500

OFF GRADES

FGS/FGS1 High grown varieties maintained. Medium and low grown firm to Rs. 10-20/- per kg dearer. CTC's declined by Rs. 10-20/- per kg

BM/BP **BM** – Best eased by Rs. 10-20/- per kg. Below Best and Bottom were firm.
BP – Shed by Rs. 20-40/- per kg.

BOP1A Select best were firm whilst the below best were irregular. Teas at the lower end eased by Rs. 20-30/- per kg.

	HIGH		MEDIUM		LOW	
BETTER FNGS	1000	1460	850	1080	870	1000
OTHER FNGS	730	980	420	840	520	860
P.FGS (CTC)	N/A		590	790	450	890
BP	710	1100	420	1500	540	2400
BM	650	870	450	940	500	1700
BOP1A	640	1100	710	1400	580	1650

DUST

DUST1 Best high grown and below best were firm. CTCs gained by Rs. 50-60/- per kg. Best and below best Low grown were firm.

DUST Clean secondaries were irregular. Low grown appreciated by Rs. 30-40/- per kg.

	HIGH		MEDIUM		LOW	
PRIMARY DUSTS	1200	1750	1050	1500	920	1380
SECONDARY DUSTS	800	1100	680	1000	600	850
PDUST (CTC)	1160	1460	1180	1420	950	1700

TOP PRICES - SALE NO. 45 OF 15TH/ 16TH NOVEMBER 2022

WESTERN MEDIUM			
Nayapane	BOP	2,250.00	
Craighead	BOPSp	2,000.00	
Craighead	BOPF/BOPFSp	1,800.00	
Doombagastalawa	BOPF/BOPFSp	1,800.00	
Dartry Valley	BOP1	2,750.00	
Doombagastalawa	FBOP/FBOP1	3,100.00	
Doombagastalawa	FBOPF/FBOPF1	2,150.00	
Dartry Valley	FBOPF/FBOPF1	2,150.00	
Greenwood	OP/OPA	1,700.00	
Kenilworth	OP1	2,650.00	
Dartry Valley	PEK/PEK1	2,350.00	
WESTERN HIGH			
Somerset	BOP	2,000.00	
Bambrakelly	BOPSp	1,850.00	
Bridwell	BOPF/BOPFSp	1,750.00	
Somerset	BOPF/BOPFSp	1,750.00	
Inverness	BOP1	2,200.00	
Inverness	FBOP/FBOP1	1,900.00	
St Andrews	FBOP/FBOP1	1,900.00	
Bambrakelly	FBOPF/FBOPF1	1,900.00	
Inverness	FBOPF/FBOPF1	1,900.00	
St Andrews	OP/OPA	1,600.00	
Inverness	OP1	2,500.00	
Craig Hill	PEK/PEK1	2,100.00	
NUWARA ELIYA			
Court Lodge	BOP	1,550.00	
Court Lodge	FBOP/FBOP1	2,050.00	
Kenmare	OP/OPA	1,180.00	
Court Lodge	PEK/PEK1	1,700.00	
UDA PUSSELLAWAS			
Kirklees	BOP	1,500.00	
Alma	BOPSp	1,850.00	@
Luckyland	BOPF/BOPFSp	1,550.00	
Kirklees	BOPF/BOPFSp	1,550.00	
Alma	FBOP/FBOP1	1,800.00	@
Blairlmond	FBOPF/FBOPF1	1,850.00	
Gordon	OP/OPA	1,550.00	
Alma	OP/OPA	1,500.00	@
Alma	OP1	1,800.00	@
Alma	PEK/PEK1	2,100.00	@

UVA MEDIUM			
Dickwella	BOP	1,950.00	
Sarnia Plaiderie	BOPSp	1,850.00	
Dickwella	BOPF/BOPFSp	1,900.00	
Demodera 'S'	BOP1	2,950.00	
Glen Alpin	FBOP/FBOP1	2,150.00	
Roseland Uva	FBOPF/FBOPF1	2,000.00	@
Wewesse	OP/OPA	1,600.00	
Dickwella	OP/OPA	1,600.00	
Uva Samovar	OP/OPA	1,600.00	
High Spring	OP/OPA	1,600.00	
Aruna Passara	OP1	1,850.00	
Ury	OP1	1,800.00	@
Shawlands	OP1	1,800.00	
Aruna Passara	PEK/PEK1	2,200.00	
UVA HIGH			
Bandaraeliya	BOP	1,650.00	
Uvakellie	BOP	1,650.00	
Ranaya	BOPSp	1,900.00	@
Bandaraeliya	BOPF/BOPFSp	1,550.00	
Uva Highlands	BOP1	2,200.00	
Gonamotawa	FBOP/FBOP1	1,950.00	
Ranaya	FBOP/FBOP1	1,850.00	@
Ranaya	FBOPF/FBOPF1	1,900.00	@
Glenanore	FBOPF/FBOPF1	1,900.00	
Craig	OP	1,600.00	
Ranaya	OPA	1,440.00	@
Glenanore	OPA	1,440.00	
Oodoowerre	OP1	2,500.00	
Mount Uva	PEK	1,800.00	@
Ranaya	PEK1	2,050.00	@
Gonamotawa	PEK1	2,050.00	
UNORTHODOX HIGH			
Dunsinane CTC	PF1	1,440.00	
UNORTHODOX MEDIUM			
New Peacock CTC	PF1	1,460.00	
Delta CTC	BP1	1,420.00	
Donside CTC	BPS	1,000.00	
UNORTHODOX LOW			
Hingalgoda CTC	PF1	2,200.00	
Ceciliyan CTC	BP1	1,200.00	
Lantern Hill CTC	BPS	940.00	

TOP PRICES - SALE NO. 45 OF 15TH/ 16TH NOVEMBER 2022

LOW GROWN

Wathurawila	BOP1	2,800.00	@
Lumbini	OP1	3,000.00	
Pothotuwa	OP1	3,000.00	
Nilrich	OP	2,250.00	@
Liyonta	OP	2,250.00	
Mulatiyana Hills	OP	2,200.00	@
Rathna	OP	2,200.00	@
Lanka	OP	2,200.00	
Sihara	OP	2,150.00	@
Lions	OP	2,150.00	@
Green Lanka	OP	2,150.00	
Rotumba	OP	2,150.00	
Diddenipotha	OP	2,150.00	
A C U Super	OPA	2,350.00	@
Lions	OPA	2,350.00	@
Liyonta	OPA	2,300.00	
Green Lanka	OPA	2,300.00	
Himara	OPA	2,250.00	@
Sisiramba Super	OPA	2,250.00	
Lumbini	PEK	2,600.00	
Liyonta	PEK	2,600.00	
Magedara	PEK1	2,550.00	
Nilrich	PEK1	2,500.00	@
Wathurawila	PEK1	2,450.00	@
Matuwagalla Super	PEK1	2,450.00	@
Rajjuruwatta Super	PEK1	2,450.00	@
A C U Super	PEK1	2,450.00	@
Mulatiyana Hills	PEK1	2,450.00	@
Liyonta	PEK1	2,450.00	
Houpe Special	PEK1	2,450.00	
Mahaliyadda	PEK1	2,450.00	
Nawagamuwehena	PEK1	2,450.00	
Sunrise	PEK1	2,450.00	
Galatara	PEK1	2,450.00	
Sithaka	PEK1	2,450.00	
Green House	PEK1	2,450.00	
Mahaliyadda	BOP	2,600.00	
Wathurawila	BOP	2,550.00	@
Lions	BOP	2,500.00	@
KDU Super	BOPSp	2,350.00	
Suduwelipothahena Super	BOPSp	2,250.00	@
Hidellana	BOPF	2,500.00	
Sithaka	BOPF	2,500.00	
Golden Garden	BOPFSp	2,250.00	
Thundola Ella	BOPFSp	2,200.00	@
Brombil	BOPFSp	2,200.00	
Sithaka	BOPFSp	2,200.00	

CONT....

Brombil	BOPFSp	2,150.00	@
Wathurawila	BOPFSp	2,150.00	@
Sithaka	FBOP	2,850.00	
New J.S.P	FBOP1	2,650.00	@
Brombil	FBOP1	2,550.00	@
Sithaka	FBOP1	2,550.00	
Bulathsinghala Tea	FBOPF	2,900.00	
Hiniduma Smallholders	FBOPF1	2,750.00	

DUSTS

St. Coombs	DUST1	1,750.00	
Gouravilla	DUST1	1,750.00	
Ceciliyan CTC	PD	1,700.00	

PREMIUM FLOWERY

Brombil	FBOPFSp	9,000.00	@
Garden Leaf	FBOPFExSp	**10,500.00	
Nilgiri	FBOPFExSp	8,350.00	@
Mulatiyana Hills	FBOPFExSp	7,950.00	@
Brombil	FBOPFExSp1	8,200.00	

OFF GRADES

Moray	FGS/FGS1	1,460.00	
Ross Feld CTC	PF	890.00	
Gunawardana	BM	1,700.00	
Hidellana	BP	**2,400.00	
Chandrika Estate	BOP1A	1,800.00	
Aldora	BOP1A	1,700.00	
Wathurawila	BOP1A	1,650.00	@
Co-op Win	BOP1A	1,650.00	
Garden Leaf	BOP1A	1,650.00	

FUTURE SALES INFORMATION

SALE NO 46 OF 22ND / 23RD NOV 2022

EX-ESTATE	H/M-OFF GR & DUST	LEAFY/ SEMI LEAFY/ TIPPY/PREM & BOP1A
AS	Asia Siyaka Commodities PLC	Lanka Commodity Brokers
JK	Mercantile Produce Brokers (Pvt) Ltd	Asia Siyaka Commodities PLC
MB	Forbes & Walker Tea Brokers (Pvt) Ltd	Eastern Brokers Ltd
CTB	Bartleet Produce Marketing (Pvt) Ltd	Ceylon Tea Brokers PLC
LC	Lanka Commodity Brokers	Bartleet Produce Marketing (Pvt) Ltd
BA	Ceylon Tea Brokers PLC	Forbes & Walker Tea Brokers (Pvt) Ltd
ES	Eastern Brokers Ltd	Mercantile Produce Brokers (Pvt) Ltd
FW	John Keells PLC	John Keells PLC

Buyers Prompt: 29.11.2022

Sellers Prompt: 30.11.2022

AWAITING SALE - CATALOGUE DETAILS

	SALE OF 22ND / 23RD NOV 2022		SALE OF 29TH / 30TH NOV 2022	
	LOTS	QTY(KGS)	LOTS	QTY(KGS)
EX-ESTATE	539	624,501	547	618,611
HIGH AND MEDIUM	1,333	591,415	1,238	525,630
LOW GROWN (LEAFY)	1,668	611,830	1,539	558,780
LOW GROWN (SEMI LEAFY)	1,256	526,357	1,131	460,272
LOW GROWN (TIPPY)	1,886	933,352	1,767	854,673
OFF GRADES+BOP1A	2,102	1,088,917	1,722	867,837
DUSTS	397	359,122	339	311,010
PREMIUM FLOWERY	334	53,964	385	55,421
TOTAL	9,515	4,789,458	8,668	4,252,234
MAIN SALE & EX ESTATE CLOSED ON	03RD NOVEMBER 2022		10TH NOVEMBER 2022	

SALE NO.48 – 05TH / 06TH DECEMBER 2022

Ex-Estate catalogue and Main Sale catalogues are scheduled to be closed on the 17th November 2022.

SALE NO.49 – 13TH / 14TH DECEMBER 2022

Ex-Estate catalogue and Main Sale catalogues are scheduled to be closed on the 24th November 2022.

SALE NO.50 – 19TH / 20TH DECEMBER 2022

Ex-Estate catalogue and Main Sale catalogues are scheduled to be closed on the 01st December 2022.

ELEVATION WISE – STATISTICS – COLOMBO AUCTION AVERAGES

Elevation	LAST WEEK (RS)	WEEK BEFORE LAST (RS)	LAST YEAR (RS)	YEAR BEFORE (RS)
	Sale- 08.11.2022	Sale- 01.11.2022	Corres 2021	Corres 2020
Uva High	1163.22	1211.69	558.83	579.97
Western High	1418.46	1466.20	651.07	654.61
CTC High	1149.63	1168.99	583.97	586.81
Total High Grown	1320.66	1366.32	622.41	627.36
Uva Medium	1187.75	1177.83	586.15	574.79
Western Medium	1087.37	1094.05	533.63	552.47
CTC Medium	989.68	1061.48	488.01	575.09
Total Medium Grown	1123.27	1124.03	550.56	560.23
Orthodox Low	1454.56	1435.46	648.29	677.38
CTC Low	886.10	1015.61	492.26	560.15
Total Low Grown	1411.32	1408.85	638.41	669.33
TOTAL	1346.02	1354.89	620.90	643.62

Elevation	LAST WEEK (\$)	WEEK BEFORE LAST (\$)	LAST YEAR (\$)	YEAR BEFORE (\$)
	Sale- 08.11.2022	Sale- 01.11.2022	Corres 2021	Corres 2020
Uva High	3.20	3.34	2.79	3.14
Western High	3.90	4.04	3.25	3.55
CTC High	3.16	3.22	2.92	3.18
Total High Grown	3.63	3.76	3.11	3.40
Uva Medium	3.27	3.24	2.93	3.12
Western Medium	2.99	3.01	2.66	2.99
CTC Medium	2.72	2.92	2.44	3.12
Total Medium Grown	3.09	3.09	2.75	3.04
Orthodox Low	4.00	3.95	3.24	3.67
CTC Low	2.44	2.80	2.46	3.04
Total Low Grown	3.88	3.88	3.19	3.63
Weekly Total (USD)	3.70	3.73	3.10	3.49
Exchange Rate (LKR)	363.50	363.30	200.31	184.47

Elevation	TODATE 2020 (RS)	TODATE 2021 (RS)	TODATE 2022 (RS)	TODATE 2020 (\$)	TODATE 2021 (\$)	TODATE 2022 (\$)
Uva High	546.00	548.34	1080.72	2.96	2.77	3.40
Western High	593.91	602.87	1090.07	3.22	3.05	3.43
CTC High	545.20	530.80	942.20	2.95	2.68	2.96
Total High Grown	578.96	585.91	1086.85	3.13	2.96	3.42
Uva Medium	583.03	566.20	1139.62	3.16	2.86	3.59
Western Medium	531.63	534.99	955.24	2.88	2.70	3.01
CTC Medium	501.59	497.54	815.25	2.72	2.51	2.57
Total Medium Grown	547.80	544.66	1014.79	2.97	2.75	3.19
Orthodox Low	684.15	653.56	1356.80	3.70	3.30	4.27
CTC Low	479.75	503.23	945.32	2.60	2.54	2.97
Total Low Grown	669.19	645.23	1328.54	3.62	3.26	4.18
TOTAL	629.81	615.78	1226.20	3.41	3.11	3.86
Cumulative Sale Averages – 1 USD= Rs. (Monthly Weighted Average)				184.73	197.92	317.78

(Source: MSL/ CBSL)

WORLD TEA PRODUCTION (IN MILLION KILOS)

Country	Month	Month		To-date		Diff(+/-)
		2021	2022	2021	2022	2021 vs 2022
Sri Lanka	Sep	22.7	20.9	234.7	192.4	-42.3
Bangladesh	Sep	12.61	14.74	64.76	63.83	-0.93
North India	Sep	142.6	166.7	781.5	808.9	27.4
South India	Sep	20.6	23.3	181.9	175.8	-6.1
Malawi	Aug	2.09	1.99	38.4	35.7	-2.7
Kenya	Jul	34.7	33.8	308.8	304.2	-4.6

(Source: Africa Tea Brokers/National Brokers Ltd)

MOMBASA TEA AUCTION OF 14TH/ 15TH & 16TH NOVEMBER 2022

Fairly good general demand for the 211,155 packages (14,214,109.00 kilos) in the market; 33.94% were neglected.

Kazakhstan, other CIS states and Sudan lent improved but selective support with Pakistan Packers, Bazaar and Afghanistan maintaining useful activity but at lower levels. Egyptian Packers, UK, Yemen and other Middle Eastern countries reduced interest while Iran showed more enquiry. Russia were less active while Local Packers were outbid. Somalia maintained activity at the lower end of the market.

BP1: Best - Reduced competition at firm to USC48 below previous prices but a few select invoices appreciated by up to USC98. Brighter - Were mostly easier by up to USC28; the lower end however advanced by up to USC15. Mediums - KTDA mediums saw improved interest at firm to USC20 dearer with plantation mediums irregular varying between steady to USC41 dearer to easier by up to USC30. Lower Mediums - Irregular ranging between firm to USC16 dearer to easier by up to USC18. Plainer - Improved interest with most lines advancing by up to USC23 while others eased by up to USC10.

PF1: Best - Irregularly easier by up to USC39. Brighter - Firm to easier by up to USC12. Mediums - KTDA mediums were steady to USC13 below last levels while plantation mediums shed up to USC28. Lower Mediums - Were irregular varying between firm to USC8 dearer to easier by up to USC17. Plainer - Ranged between steady to USC22 dearer to easier by up to USC13 with a few invoices losing USC28 and USC43.

PDUST: Best - Lost up to USC41. Brighter - Were firm to easier by up to USC12. Mediums - KTDA mediums were mostly steady at price limits with select lines dearer by up to USC6 and some teas shed up to USC20 while plantation mediums were easier by up to USC8. Lower Medium - Eased by up to USC24. Plainer - Firm to USC16 below last prices.

DUST1: Best - Irregularly easier by up to USC80. Brighter - Were discounted by up to USC65. Mediums - KTDA mediums were firm to USC12 easier while plantation mediums shed up to USC28. Lower Medium - Eased by up to USC30. Plainer - Lost up to USC20 but a few lines advanced by up to USC5.

SECONDARY GRADES (S1) In the Secondary Catalogues, best BPs were barely steady while others were firm with PFs irregular. Clean well sorted coloury Fannings tended easier while similar DUSTs were steady. Other Fannings lost value with DUSTs firm. BMFs were well absorbed

(Courtesy - Africa Tea Brokers Limited)

BANGLADESH AUCTION OF 14TH NOVEMBER 2022

CTC LEAF: 61,518 packages of Current Season teas on offer met with a strong demand.

BROKEN: The best and the selective good Broken were strongly competed for and were dearer often by upto Tk.5/- to Tk.10/-. Medium categories also met with a fairly good demand and were about steady. Plain types saw fair demand but generally eased a little with a few withdrawals. BLF teas once again met with a limited interest and a fair weight of tea was withdrawn.

FANNINGS: Good liquoring invoices met with a strong demand and were often dearer by upto Tk.10/- and more. The Medium types met with fair interest and were about steady to a touch dearer. Plain teas met with fair interest but generally eased with some withdrawals. BLF teas met with limited demand with heavy withdrawals.

CTC DUST: 12,733 packages of Current Season teas on offer met with good demand. Good liquoring Dusts were an easier market and sold at a drop of Tk.10/- closely following quality. Mediums met with a good demand and sold well at slightly dearer rates. Plain and BLF Dusts once again met with less demand and saw heavy withdrawals. Blenders lent strong support with fair interest from the Loose tea buyers.

COMMENTS: The sale opened on a strong note which continued throughout. The bright liquoring teas were the strongest feature whilst others also sold well in line with quality. Blenders as well as Loose tea buyers were more active this week. Dusts sold well.

(Courtesy - National Brokers Limited)

KOLKATA AUCTION OF 16TH / 17TH NOVEMBER 2022

Good demand at irregular levels around last for Assams sold so far. Buying Pattern: W I - Active. HUL - Some enquiry. TCPL - Selective. Based on PTM / ATB Catalogue.

(Courtesy - Associated Brokers (Pvt) Ltd., Kolkata)

GUWAHATI AUCTION OF 16TH NOVEMBER 2022

Less general demand. Prices are irregular and tending easier. Based on ABL's 55% and CBPL's 54% (selling). HUL selective. Western India/Internal buyers operating. TCPL silent so far.

Courtesy - Associated Borkers (Pvt) Ltd., Guwahati.

MALAWI /JAKARTA / COCHIN AUCTION

The above market report details were not available at the time of printing this publication.

SRI LANKA TEA EXPORTS - OCTOBER 2022

Description	October -- 2022			October -- 2021		
	Quantity (Kg)	Value (Rs)	FOB Price per Kg	Quantity (Kg)	Value (Rs)	FOB Price per Kg
Tea in Bulk	8,627,349	15,736,365,591	1,824.01	10,298,625	7,883,035,926	765.45
Tea in Packets	7,926,079	15,338,888,620	1,935.24	11,445,329	9,531,950,212	832.82
Tea in Bags	1,743,064	5,791,585,980	3,322.65	1,905,829	3,201,423,657	1,679.81
Instant Tea	302,679	926,391,122	3,060.64	274,788	473,951,428	1,724.79
Green Tea	402,941	1,682,804,343	4,176.30	413,764	936,008,965	2,262.18
Grand Total	19,002,113	39,476,035,656	2,077.46	24,338,335	22,026,370,188	905.01
Approx. \$ Value	\$	108,704,962.95	\$ 5.72	\$	109,534,963.22	\$ 4.50

pDescription	January to October -- 2022			January to October -- 2021		
	Quantity (Kg)	Value (Rs)	FOB Price per Kg	Quantity (Kg)	Value (Rs)	FOB Price per Kg
Tea in Bulk	92,823,943	128,630,375,832	1,385.75	104,787,773	81,752,750,754	780.17
Tea in Packets	94,463,025	137,254,333,288	1,453.00	104,871,232	90,687,874,904	864.75
Tea in Bags	18,266,515	48,057,878,243	2,630.93	20,044,586	32,017,219,690	1,597.30
Instant Tea	2,446,607	6,180,651,938	2,526.21	2,481,064	4,351,763,113	1,753.99
Green Tea	3,609,941	13,601,395,452	3,767.76	3,793,021	8,515,595,320	2,245.07
Grand Total	211,610,030	333,724,634,753	1,577.07	235,977,676	217,325,203,781	920.96
Approx. \$ Value	\$	1,061,116,480.35	\$ 5.01	\$	1,096,549,794.55	\$ 4.65

SRI LANKA TEA EXPORTS – COUNTRY WISE

Year - 2022				Year - 2021		
Month	FOB	FOB \$	CBSL \$ Rate	FOB	FOB \$	CBSL \$ Rate
January	948.24	4.71	201.46	923.99	4.85	190.49
February	962.27	4.77	201.74	940.09	4.84	194.07
March	1,045.14	4.09	255.81	950.81	4.83	196.98
April	1,404.51	4.40	319.44	959.13	4.86	197.42
May	1,705.14	4.75	358.94	916.47	4.59	199.58
June	1,779.63	4.94	360.24	917.25	4.59	199.82
July	1,863.74	5.16	360.87	901.35	4.51	199.98
August	1,951.82	5.41	361.00	917.20	4.57	200.50
September	1,981.63	5.47	362.38	897.84	4.45	201.99
October	2,077.46	5.72	363.15	905.01	4.50	201.09

SRI LANKA TEA EXPORTS – COUNTRY WISE

Country	Jan to Oct 2022 Qty (Kg)	Jan to Oct 2021 Qty (Kg)	Diff. in Qty (M.Kg)
Iraq	38,403,334	32,995,848	5.41
Russia	20,660,136	22,688,890	(2.03)
U.A.E.	18,318,450	19,061,140	(0.74)
Other Cis Countries	12,198,794	11,306,851	0.89
Turkey	11,732,210	26,127,637	(14.40)
Iran	11,070,351	12,930,288	(1.86)
Libya	9,911,239	10,013,626	(0.10)
China	9,549,537	11,755,283	(2.21)
Chile	5,932,016	7,043,977	(1.11)
Germeny	5,845,643	5,423,350	0.42
Syria	5,541,214	7,002,590	(1.46)
U.S.A.	5,421,893	5,083,976	0.34
Saudi Arabia	5,108,532	5,183,666	(0.08)
Japan	4,884,501	5,768,954	(0.88)
Taiwan	4,191,246	3,931,253	0.26
Jordan	3,228,187	4,465,436	(1.24)
Hong Kong	3,156,823	3,539,940	(0.38)
Poland	3,018,812	2,628,901	0.39
Belgium	2,482,808	3,042,965	(0.56)
Ireland	2,124,926	1,956,249	0.17
Ukraine	2,098,534	3,442,744	(1.34)
Australia	1,822,611	1,904,993	(0.08)
Netherlands (Holand)	1,818,932	2,163,764	(0.34)
Egypt	1,662,994	1,911,265	(0.25)
Israel	1,649,573	1,438,561	0.21
South Africa	1,330,199	1,293,066	0.04
Kuwait	1,282,647	1,079,804	0.20
Italy	1,064,532	840,970	0.22
Ghana	1,019,736	1,580,696	(0.56)
Albania	979,339	1,435,424	(0.46)
Other	14,100,282	16,935,566	(2.84)
Total	211,610,030	235,977,676	-24.367646

Source: SL Customs - Statistical Division

SRI LANKA TEA EXPORTS – OCTOBER 2022

Total quantity of tea exported for the month of October 2022 including Re-Exports with imported Tea amounted to 19.00 Mn/kg, recording a decline of 5.34 Mn/kg (-21.93%) compared to the same period last year. The FOB price per Kg for the month was LKR 2077.46 (**Highest ever**) vis-à-vis LKR 905.01 (LKR + 1,172.45). Total export earnings recorded an increase of LKR 17.45 Billion (79.22%) in 2022 as against the same month last year.

Cumulative exports for the period January to October 2022 including Re-Exports with imported Tea amounted to 211.61 Mn/kg, showing a decline of 24.37 Mn/Kg (-10.33%) compared to last year. The FOB price per Kg for January to October 2022 recorded LKR 1,577.07 vis-à-vis LKR 920.96 for the corresponding period in 2021 (LKR + 656.11). Total export value for the period under reference showed an increase of LKR 116.40 Billion (53.56%) compared to 2021.

Equivalent USD export earnings for the cumulative period January to October 2022 amounted to approximately USD 1.06 Billion compared with USD 1.09 Billion in the same period last year showing a decrease of approximately USD 35.43 Million.

Country wise analysis of exports reveals that Iraq has emerged as the largest export destination from Sri Lanka followed by Russia & U.A.E.