



Ceylon  
Tea  
Brokers

# MARKET SNAPSHOT

SALE NO. 44- SALE OF 08TH / 09TH NOVEMBER 2022

CEYLON TEA BROKERS PLC

Level 7, Millenium House, No.46/58, Nawam Mawatha, Colombo 2.

Tel:011-4607777 Fax: 011-4607788

Email : [general@ceylonteabrokers.com](mailto:general@ceylonteabrokers.com) ;

Web: [www.ceylonteabrokers.com](http://www.ceylonteabrokers.com)



**Met with lower demand all-round.**



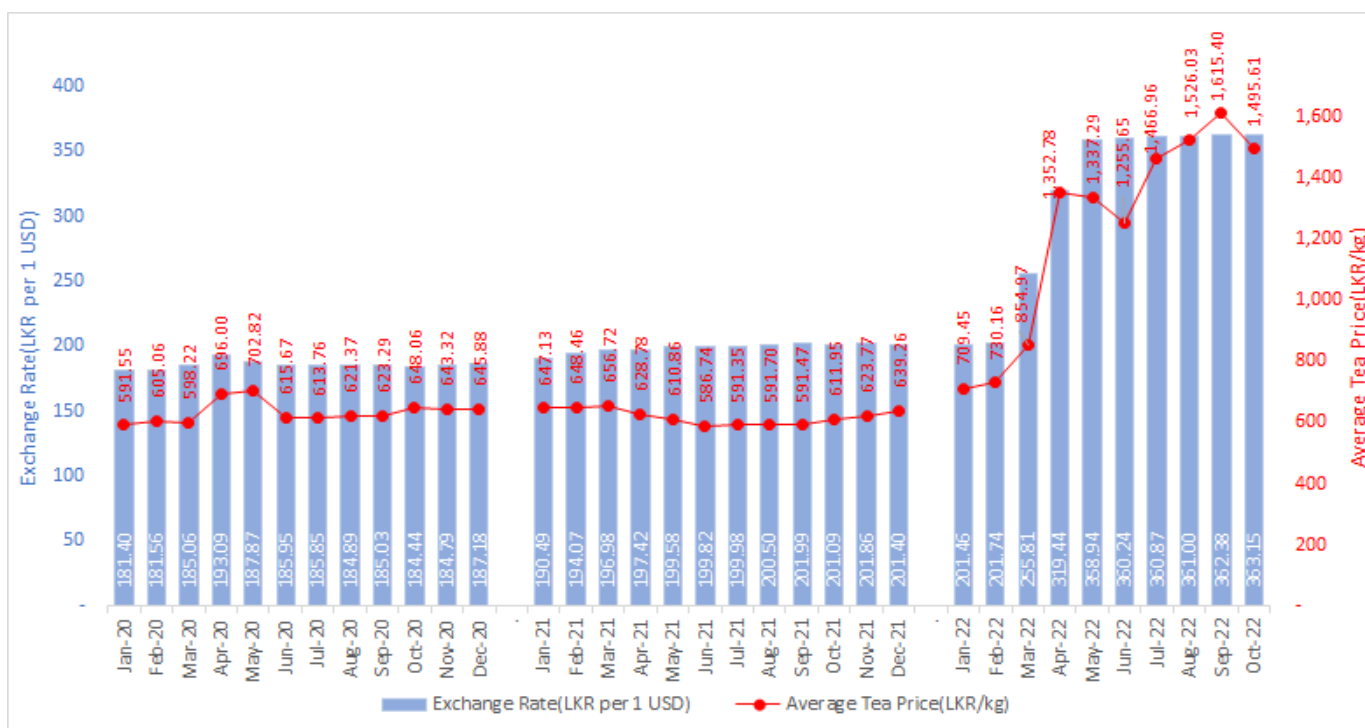
**Currency - 09th Nov.**  
**LKR/USD 360.97**

**November 01st Sale**  
**National Average**  
**Rs. 1348.94/\$4.09**

**Elevation Average**

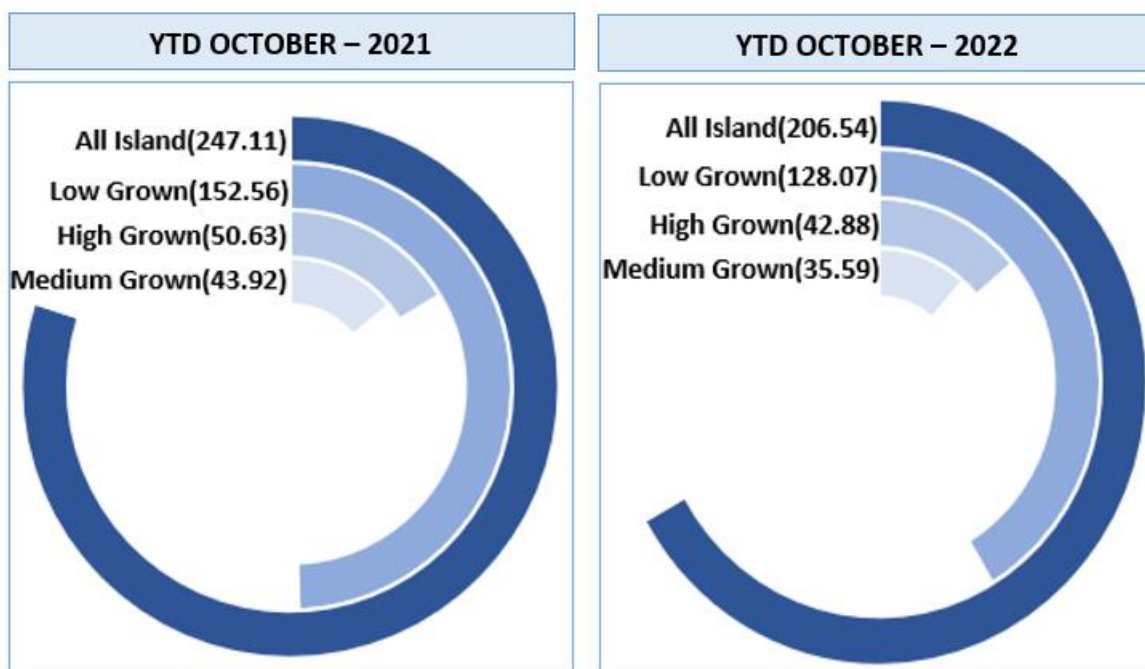
Elv	Rs	\$
High	1,367.94	4.00
Medium	1,123.93	3.50
Low	1,399.38	4.28

## MONTHLY SRI LANKAN AVERAGE TEA SOLD PRICE(LKR/KG) VS EXCHANGE RATE (LKR PER 1 USD)



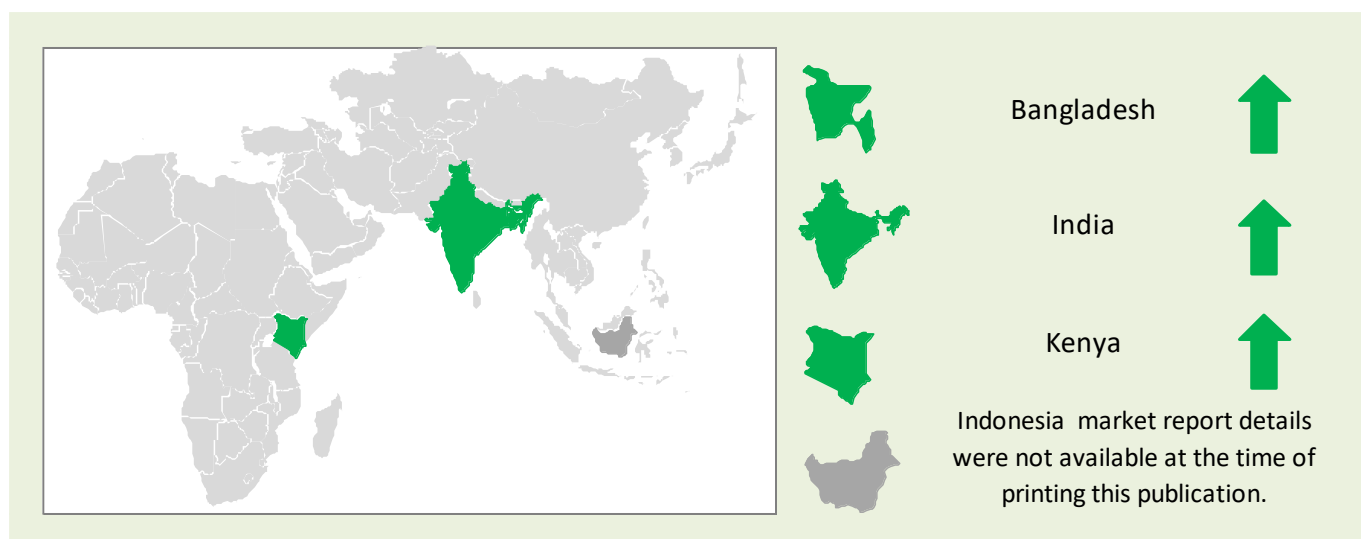
(Source: S S P Corporate Services (Private) Limited, International Finance Statistics-Central Bank)

## ELEVATION WISE SRI LANKA TEA SOLD QUANTITY (IN MN KG) YTD OCTOBER – 2021 VS 2022



(Source: S S P)

## MARKET MOVEMENT AT INTERNATIONAL AUCTION CENTERS THIS WEEK



## COMMENTS

Sale	Ex-Estate		Low Grown (Leafy/Tippy)		Total	
	Qty	Demand	Qty	Demand	Qty	Demand
44	0.6 MKgs	Lower	2.2 Mkgs	Lower	5.3 Mkgs	Lower

WESTERN				
	SELECT BEST	BEST	BELOW BEST	PLAINER
BOP	↓ 50/-	↓ 50/-	↓ 80/-	↓ 50/-
BOPF	↓ 50/-	↓ 50/-	↓ 100/-	↓ 100/-

	NUWARA ELIYA	UDA PUSSELLAWA	UVA
BOP	Irregular	↓ 100/-	↓ 50/-
BOPF	N/A	↓ 50/-	↓ 100/-

	HIGH	MEDIUM	LOW
BP1	N/A	Irregular	N/A
PF1	↓ 100/-	↓ 100/-	↓ 100/-

HIGH & MEDIUM				
	SELECT BEST	BEST	BELOW BEST	OTHERS
BOP1	↓ 50/-	↓ 50/-	Firm	Firm
OP1	↓ 100/-	↓ 50/-	Firm	Firm
FBOP	↓ 100/-	↓ 100/-	↓ 50/-	↓ 50/-
FBOPF1	↓ 50/-	↓ 100/-	↓ 50/-	Firm
PEK	↓ 50/-	Firm	Firm	Firm
PEK1	Firm	Firm	Firm	↓ 50/-
OP/OPA	↓ 100/-	↓ 50/-	↓ 50/-	Firm

LEAFY / SEMI LEAFY				
	SELECT BEST	BEST	BELOW BEST	OTHERS
OP1	↓ 200/-	↓ 100/-	Firm	Firm
BOP1	↓ 100/-	↓ 100/-	↓ 100/-	↓ 100/-
OP/OPA			↑ 20/-	
PEK			↓ 50/-	
PEK1			↓ 30/-	

SMALL LEAF / TIPPY				
FBOP	↓ 100/-	↓ 80/-	↓ 50/-	↓ 40/-
FBOP1	↓ 200/-	↓ 100/-	↓ 100/-	↓ 80/-
FBOPF1	↓ 20/-	Firm	↓ 80/-	Firm

PREMIUM FLOWERY	
Select Best	↑ 1000-2000/-
Best	Firm
Below Best	↑ 200-400/-
Others	↑ 200-300/-



**Crude Oil**  
As at 09th November, 2022 – USD 95.11



**Mombasa Auction**  
Demand: Good general demand

## CURRENCY BOARD – AS AT 09TH NOVEMBER 2022

	United States Dollars (USD)		European Community Euro (EUR)		United Kingdom pounds (GBP)	
	Corresponding		Corresponding		Corresponding	
	2022	2021	2022	2021	2022	2021
<b>Sri Lankan Rupee</b>	360.97	198.50	361.19	229.02	414.37	267.78

(Courtesy - Central Bank of Sri Lanka)

<b>Indian Rupee</b>	81.61	73.98	81.85	85.61	93.91	100.01
<b>Kenyan Shilling</b>	120.68	110.59	121.02	127.99	138.86	149.50
<b>Bangladesh Taka</b>	99.56	84.11	99.84	97.34	114.56	113.70
<b>Indonesian Rupiah</b>	15,646.10	14,264.00	15,691.30	16,507.20	18,004.20	19,282.30
<b>Malawi Kwacha</b>	1,014.74	808.47	1,017.67	935.61	1,167.67	1,092.89
<b>Vietnam Dong</b>	24,869.60	22,636.80	24,941.40	26,196.70	28,617.80	30,600.80

(Courtesy - Oanda Corporation)

### SRI LANKA RUPEE AGAINST US DOLLAR

#### TIME PERIOD 03/11/2022 TO 09/11/2022 (SPOT RATE)

<b>03/11/2022</b>	360.76	<b>08/11/2022</b>	360.89
<b>04/11/2022</b>	360.89	<b>09/11/2022</b>	360.97

(Courtesy - Central bank of Sri Lanka)

## QUANTITY SOLD DURING THE PERIOD 31ST OCTOBER - 05TH NOVEMBER 2022

	2022		2021	
	WEEKLY	TODATE	WEEKLY	TODATE
<b>PRIVATE SALES</b>	72,890.65	3,555,238.78	68,474.00	5,078,692.59
<b>PUBLIC AUCTION</b>	4,527,770.00	206,974,852.00	5,539,788.00	247,161,704.00
<b>FORWARD CONTRACTS</b>	46,310.00	1,619,490.00	58,000.00	1,904,610.00
<b>DIRECT SALES</b>	-	-	-	-
<b>TOTAL</b>	4,646,970.65	212,149,580.78	5,666,262.00	254,145,006.59
<b>BMF EXCLUDED FROM PRIVATE SALE</b>	51,996.00	5,337,250.00	112,281.00	8,915,928.00

TEA  
TECH  
TIPS

*Sift Teas with the absolute minimum handling and repetitive operations.  
Losing the bloom from the leaf surface will lower liquoring properties.*

## CROP AND WEATHER (FOR THE PERIOD 31ST OCTOBER - 06TH NOVEMBER 2022)

The Western and Nuwara Eliya planting districts experienced overcast conditions with rain. The Department of Meteorology forecasts evening showers in both regions in the coming week.

The Uva/Udapussellawa's reported dull conditions with showers.

The Low Grown districts experienced gloomy conditions with rain.

All districts recorded a decline in crop intakes.

## WEATHER FORECAST (FOR THE PERIOD 10TH TO 16TH NOVEMBER 2022)

	Thu (10/11)	Fri (11/11)	Sat (12/11)	Sun (13/11)	Mon (14/11)	Tue (15/11)	Wed (16/11)
<b>Galle</b>	31°/24°C 	31°/24°C 	30/24°C 	29°/24°C 	31°/24°C 	30/25°C 	31°/24°C 
<b>Matara</b>	31°/25°C 	30/25°C 	31°/25°C 	31°/25°C 	31°/26°C 	30/24°C 	29/23°C 
<b>Ratnapura</b>	30°/23°C 	30°/24°C 	31°/24°C 	28°/22°C 	30°/23°C 	28°/23°C 	28°/22°C 
<b>Hatton/ Talawakelle</b>	25°/18°C 	23°/18°C 	24°/18°C 	25°/19°C 	25°/18°C 	23°/17°C 	23°/17°C 

## ORDER OF SALE THIS WEEK

EX EST	H/M-OFF GR & DUST	LEAFY/ SEMI LEAFY/ TIPPY/PREM & BOP1A
ES	Eastern Brokers Ltd	Mercantile Produce Brokers (Pvt) Ltd
BA	John Keells PLC	John Keells PLC
FW	Asia Siyaka Commodities PLC	Lanka Commodity Brokers
AS	Mercantile Produce Brokers (Pvt) Ltd	Asia Siyaka Commodities PLC
JK	Forbes & Walker Tea Brokers (Pvt) Ltd	Eastern Brokers Ltd
MB	Bartleet Produce Marketing (Pvt) Ltd	<b>Ceylon Tea Brokers PLC</b>
<b>CTB</b>	Lanka Commodity Brokers	Bartleet Produce Marketing (Pvt) Ltd
LC	<b>Ceylon Tea Brokers PLC</b>	Forbes & Walker Tea Brokers (Pvt) Ltd

CATALOGUE	LOTS	QTY (KGS)
EX-ESTATE	600	689,655
HIGH AND MEDIUM	1,555	724,361
LOW GROWN (LEAFY)	1,726	654,692
LOW GROWN (SEMI LEAFY)	1,314	543,006
LOW GROWN (TIPPY)	2,107	1,039,562
OFF GRADES + BOP1A	2,272	1,199,283
DUSTS	434	391,991
PREMIUM FLOWERY	423	68,740
<b>TOTAL</b>	<b>10,431</b>	<b>5,311,290</b>

## HIGH GROWN TEAS

### BOP

Best Westerns few select invoices were firm whilst others declined by Rs.50/- per kg. Teas at the below best shed by Rs. 40-80/- per kg. Plainer teas were firm to easier by Rs. 50/- per kg. Nuwara Eliya's were irregular and mostly easier. Uda Pussellawa's were lower by Rs. 100/- per kg whilst Uva's lost by Rs. 50/- per kg.

### BOPF

Best Westerns few select invoices were firm whilst others easier by Rs.50/- per kg. Below best and plainer teas declined by Rs. 50-100/- per kg. Nuwara Eliya's had hardly any offerings. Uda Pussellawa's shed by Rs. 50/- per kg whilst Uva's were lower by Rs. 50-100/- per kg.

## MEDIUM GROWN TEAS

### BOPF

Cleaner types maintained whilst all others declined by Rs. 50/- per kg.

### BOP1/OP1

**BOP1:** Select best and best declined by Rs.50/- per kg, whilst all others were firm.

**OP1:** Select best easier by Rs.100/- per kg. Best lower by Rs.50/- per kg whilst all others maintained.

### OP/OPA

Select best lower by Rs.100/- per kg. Best and the Below best shed by Rs.50/- per kg whilst the teas at the lower end maintained.

### PEKOE/PEKOE1

**PEK:** Select best declined by Rs. 50/- per kg whilst all others were firm.

**PEK1:** In general, firm.

### FBOP/FBOPF1

**FBOP:** Select best and best declined by Rs.100/- per kg whilst all others shed by Rs. 50/- per kg.

**FBOPF1:** Select best were lower by Rs.50/- per kg whilst best declined by Rs.100/- per kg. Below best eased by Rs.50/- per kg. Teas at the poorer sorts were firm.

## CTC

### HIGH GROWN

**BP1** – Hardly any offerings.

**PF1** – Eased by Rs. 50-100/- per kg.

### MEDIUM GROWN

**BP1** – Irregular.

**PF1** – Declined by Rs.100/- per kg.

### LOW GROWN

**BP1** – Hardly any offerings.

**PF1** – Declined by Rs.100-200/- per kg.

QUOTATIONS-HIGH GROWNS	BOP		BOPF	
BEST WESTERNS	1600	1700	1650	1800
BELOW BEST WESTERNS	1500	1550	1500	1600
PLAINER WESTERNS	1380	1480	1380	1480
NUWARA ELIYAS	1380	1700	N/A	
UDAPUSSELLAWAS	1000	1460	1020	1460
BEST UVAS	1340	1550	1380	1800
OTHER UVAS	N/A		1160	1240
GOOD MEDIUMS	1400	2200	N/A	
POOR MEDIUMS	1000	1300	830	1380
QUOTATIONS – UNORTHODOX	BP1		PF1	
(CTC) CTC (High & Medium)	810	1440	780	1360
CTC (Low)	920	1320	830	1900

## LOW GROWN

<b>BOP1</b>	Select best BOP1s declined, whilst best and below best were irregularly lower. Poorer types maintained.
<b>OP1</b>	Select best together with best and below best declined. Poorer sorts were fully firm.
<b>OP</b>	Well-made varieties were firm, whilst best and below best were barely steady. Poorer sorts maintained.
<b>OPA</b>	Select best were firm to lower whilst best and below best irregularly lower. Teas at the lower end maintained.
<b>PEKOE/PEKOE1</b>	Select best teas together with full range of bold PEKs were fully firm. Cleaner below best and the rest were irregular.
<b>FBOP/FBOP1</b>	Except for a few select best invoices all others had a lower market.
<b>BOP</b>	Few well-made invoices held firm whilst all others were lower.
<b>BOPF</b>	In general, easier market.
<b>FBOPF/FBOPF1</b>	Select best and best shed in value, whilst the below best and bottom had a sharp decline.

QUOTATIONS	SELECT BEST	BEST	BELOW BEST	OTHER
BOP1	2200-2550	1600-2000	1200-1400	800-1000
OP1	2200-2950	1800-2000	1400-1600	600-1200
OP	1900-2150	1500-1800	1300-1500	600-1100
OPA	1800-2400	1500-1800	1300-1500	600-1100
PEKOE	1800-2600	1600-1800	1400-1600	600-1200
PEKOE1	2000-2500	1600-2000	1400-1600	600-1200
FBOP1	1900-2400	1500-1800	980-1480	Below 970
FBOP	2000-2900	1600-1900	1000-1500	Below 980
BOP	2000-2550	1600-1900	980-1500	Below 970
BOPF	2000-2450	1500-1900	960-1400	Below 950
FBOPF1	1900-2400	1400-1800	980-1300	Below 960
FBOPF	2000-2600	1500-1900	1000-1400	Below 980
FFSP/FFEXSP/FFEXSP1	6500-8800	4600-6200	3600-4500	Below 3500



## OFF GRADES

- FGS/FGS1** High grown varieties were lower by Rs. 20-40/- per kg. Medium and low grown were firm yet eased towards the closure. Best CTC's declined whilst the balance maintained.
- BM/BP** **BM** – Best eased by Rs. 20-40/- per kg. Below Best and Bottom were firm.  
**BP** – Shed by Rs. 40-60/- per kg.
- BOP1A** Select best maintained whilst the Below Best were irregular. Teas at the lower end eased by Rs. 20-30/- per kg.

	HIGH		MEDIUM		LOW	
<b>BETTER FNGS</b>	1000	1400	830	900	880	1020
<b>OTHER FNGS</b>	560	980	420	820	510	870
<b>P.FGS (CTC)</b>	N/A		550	850	440	1600
<b>BP</b>	700	1200	700	1650	440	1700
<b>BM</b>	600	870	550	890	520	1700
<b>BOP1A</b>	670	1120	520	1280	480	1700

## DUST

- DUST1** Best high grown and below best were lower by Rs. 50-100/- per kg. CTC's lost by Rs. 40-60/- per kg. Best and below best Low grown were irregularly lower by Rs. 20-50/- per kg.
- DUST** Clean secondaries were firm. Low grown were firm to lower by Rs. 20-30/- per kg.

	HIGH		MEDIUM		LOW	
<b>PRIMARY DUSTS</b>	1150	1700	1000	1460	800	1340
<b>SECONDARY DUSTS</b>	800	1000	680	800	600	780
<b>PDUST (CTC)</b>	1160	1360	1150	1380	950	1380

## TOP PRICES - SALE NO. 44 OF 08TH/09TH NOVEMBER 2022

WESTERN MEDIUM			
Harangalla	BOP	2,200.00	
Windsorforest	BOPSp	1,950.00	
Craighead	BOPF/BOPFSp	1,800.00	
Dartry Valley	BOP1	2,400.00	
Dartry Valley	FBOP/FBOP1	2,500.00	
Dartry Valley	FBOPF/FBOPF1	2,100.00	
Greenwood	OP/OPA	1,600.00	
Cooroondoowatte	OP/OPA	1,600.00	
Kenilworth	OP/OPA	1,600.00	
Dartry Valley	OP/OPA	1,600.00	
Uplands	OP/OPA	1,600.00	
Orange Field	OP1	2,100.00	
Craighead	PEK/PEK1	2,200.00	
Dartry Valley	PEK/PEK1	2,200.00	
WESTERN HIGH			
Wattegodde	BOP	1,700.00	
Great Western	BOP	1,700.00	
Queensberry	BOPSp	1,850.00	
Great Western	BOPF/BOPFSp	1,800.00	
Inverness	BOP1	2,250.00	
<b>Weddemulla</b>	<b>BOP1</b>	<b>1,320.00</b>	<b>@</b>
Queensberry	FBOP/FBOP1	1,950.00	
Inverness	FBOPF/FBOPF1	1,850.00	
Glenloch	FBOPF/FBOPF1	1,850.00	
<b>Weddemulla</b>	<b>FBOPF/FBOPF1</b>	<b>1,800.00</b>	<b>@</b>
Bambrakelly	FBOPF/FBOPF1	1,800.00	
Inverness	OP/OPA	1,600.00	
Venture	OP/OPA	1,600.00	
Venture	OP1	1,800.00	
Glenloch	PEK/PEK1	1,950.00	
NUWARA ELIYA			
Lovers Leap	BOP	1,700.00	
Court Lodge	BOPF/BOPFSp	1,180.00	
Court Lodge	FBOP/FBOP1	1,900.00	
Court Lodge	OP/OPA	** 1,530.00	
Court Lodge	PEK/PEK1	1,750.00	
UDA PUSSELLAWAS			
Moologya	BOP	1,460.00	
<b>Alma</b>	<b>BOPSp</b>	<b>1,650.00</b>	<b>@</b>
Kirklees	BOPF/BOPFSp	1,460.00	
Delmar	BOP1	1,600.00	
<b>Alma</b>	<b>FBOP/FBOP1</b>	<b>1,800.00</b>	<b>@</b>
<b>Alma</b>	<b>FBOPF/FBOPF1</b>	<b>1,750.00</b>	<b>@</b>
<b>Alma</b>	<b>OP/OPA</b>	<b>1,550.00</b>	<b>@</b>
Gampaha	OP1	1,500.00	
<b>Alma</b>	<b>PEK</b>	<b>1,700.00</b>	<b>@</b>
<b>Alma</b>	<b>PEK1</b>	<b>1,800.00</b>	<b>@</b>

UVA MEDIUM			
Dickwella	BOP	1,850.00	
<b>Roseland Uva</b>	<b>BOP</b>	<b>1,750.00</b>	<b>@</b>
High Spring	BOPSp	2,200.00	
Dickwella	BOPF/BOPFSp	1,850.00	
Demodera 'S'	BOP1	2,450.00	
Halpewatte Uva	FBOP/FBOP1	2,250.00	
High Spring	FBOPF/FBOPF1	2,000.00	
Wewesse	OP/OPA	1,750.00	
Tinioya	OP/OPA	1,750.00	
Tinioya	OP1	2,000.00	
High Spring	PEK/PEK1	2,000.00	
UVA HIGH			
Glenanore	BOP	1,800.00	
<b>Ranaya</b>	<b>BOPSp</b>	<b>1,800.00</b>	<b>@</b>
Uvakellie	BOPF/BOPFSp	1,500.00	
Oodoowerre	BOP1	1,850.00	
Glenanore	BOP1	1,850.00	
Glenanore	FBOP/FBOP1	1,900.00	
Oodoowerre	FBOPF/FBOPF1	1,850.00	
<b>Ranaya</b>	<b>FBOPF/FBOPF1</b>	<b>1,800.00</b>	<b>@</b>
Craig	FBOPF/FBOPF1	1,800.00	
Glenanore	FBOPF/FBOPF1	1,800.00	
Craig	OP/OPA	1,550.00	
Gonamotawa	OP/OPA	1,550.00	
Ellathota Uva	OP/OPA	1,550.00	
Spring Valley	OP/OPA	1,550.00	
<b>Mount Uva</b>	<b>OP/OPA</b>	<b>1,500.00</b>	<b>@</b>
Aislaby	OP/OPA	1,500.00	
Glenanore	OP1	1,900.00	
<b>Ranaya</b>	<b>PEK/PEK1</b>	<b>1,900.00</b>	<b>@</b>
UNORTHODOX HIGH			
Dunsinane CTC	PF1	1,320.00	
UNORTHODOX MEDIUM			
New Peacock CTC	PF1	1,360.00	
Delta CTC	BP1	** 1,440.00	
UNORTHODOX LOW			
Cee Tee Hills CTC	PF1	1,900.00	
Ceciliyan CTC	BP1	1,320.00	
Canora CTC	BPS	800.00	

## TOP PRICES - SALE NO. 44 OF 08TH/09TH NOVEMBER 2022

### LOW GROWN

Pothotuwa	BOP1	2,550.00	
Sithaka	OP1	2,950.00	
<b>A C U Super</b>	<b>OP</b>	<b>2,150.00</b>	<b>@</b>
Liyonta	OP	2,150.00	
<b>Mulatiyana Hills</b>	<b>OP</b>	<b>2,100.00</b>	<b>@</b>
<b>Nilgiri</b>	<b>OP</b>	<b>2,050.00</b>	<b>@</b>
<b>Sirimewana</b>	<b>OP</b>	<b>2,050.00</b>	<b>@</b>
Green Lanka	OP	2,050.00	
Lanka	OP	2,050.00	
Green Lanka	OPA	2,400.00	
<b>Mulatiyana Hills</b>	<b>OPA</b>	<b>2,250.00</b>	<b>@</b>
<b>Himara</b>	<b>OPA</b>	<b>2,250.00</b>	<b>@</b>
Liyonta	PEK	2,600.00	
H P P Tea	PEK1	2,500.00	
<b>Mulatiyana Hills</b>	<b>PEK1</b>	<b>2,450.00</b>	<b>@</b>
<b>Talangaha</b>	<b>PEK1</b>	<b>2,450.00</b>	<b>@</b>
Rotumba	PEK1	2,450.00	
Pothotuwa	PEK1	2,450.00	
Dellawa	PEK1	2,450.00	
Navinda	PEK1	2,450.00	
<b>Matuwagalla Super</b>	<b>PEK1</b>	<b>2,400.00</b>	<b>@</b>
<b>Rajjuruwatta Super</b>	<b>PEK1</b>	<b>2,400.00</b>	<b>@</b>
<b>A C U Super</b>	<b>PEK1</b>	<b>2,400.00</b>	<b>@</b>
<b>Gangalagamuwa Super</b>	<b>PEK1</b>	<b>2,400.00</b>	<b>@</b>
<b>Menikkanda</b>	<b>PEK1</b>	<b>2,400.00</b>	<b>@</b>
<b>Lihiniyawa</b>	<b>PEK1</b>	<b>2,400.00</b>	<b>@</b>
<b>Wathurawila</b>	<b>PEK1</b>	<b>2,400.00</b>	<b>@</b>
Renukanda	PEK1	2,400.00	
Liyonta	PEK1	2,400.00	
Pothotuwa	PEK1	2,400.00	
Fortune	PEK1	2,400.00	
Kanneliya	PEK1	2,400.00	
New Galagawa	PEK1	2,400.00	
Mahaliyadda	BOP	2,550.00	
Ceciliyan	BOPSp	2,350.00	
<b>Suduwelipothahena Super</b>	<b>BOPSp</b>	<b>2,300.00</b>	<b>@</b>
Ceciliyan	BOPF	2,450.00	
Golden Garden	BOPFSp	2,300.00	
New Rekadahena	BOPFSp	2,300.00	
Pothotuwa	FBOP	2,900.00	
Sithaka	FBOP1	2,400.00	
Ceyenta	FBOPF	2,600.00	
Pothotuwa	FBOPF1	2,400.00	
Andaradeniya Super	FBOPF1	2,400.00	
Gunawardana	FBOPF1	2,400.00	
<b>Wathurawila</b>	<b>FBOPF1</b>	<b>2,350.00</b>	<b>@</b>
Golden Garden	FBOPF1	2,350.00	
New Vithanakande	FBOPF1	2,350.00	
Kelani	FBOPF1	2,350.00	

### CONT....

Arbour Valley	FBOPF1	2,350.00	
Hiniduma Smallholders	FBOPF1	2,350.00	
Hidellana	FBOPF1	2,350.00	
Sithaka	FBOPF1	2,350.00	
<b>A C U Super</b>	<b>FBOPF1</b>	<b>2,300.00</b>	<b>@</b>
Pasgoda Smallholders	FBOPF1	2,300.00	
New Galagawa	FBOPF1	2,300.00	

### DUSTS

Wattegodde	DUST1	1,700.00	
Great Western	DUST1	1,700.00	
Ceciliyan CTC	PD	1,380.00	
Delta CTC	PD	1,380.00	
Dunsinane CTC	PD	1,360.00	
<b>Rothschild CTC</b>	<b>PD</b>	<b>1,320.00</b>	<b>@</b>

### PREMIUM FLOWERY

<b>Rajjuruwatta Super</b>	<b>FBOPFSp</b>	<b>8,800.00</b>	<b>@</b>
<b>Mulatiyana Hills</b>	<b>FBOPFSp</b>	<b>8,450.00</b>	<b>@</b>
Renukanda	FBOPFSp	7,650.00	
<b>Graceland</b>	<b>FBOPFSp</b>	<b>7,450.00</b>	<b>@</b>
Golden Garden	FBOPFExSp	7,600.00	
<b>Lumbini</b>	<b>FBOPFExSp1</b>	<b>4,650.00</b>	<b>@</b>

### OFF GRADES

Dunkeld	FGS/FGS1	1,400.00	
Drayton	FGS/FGS1	1,400.00	
Holyrood	FGS/FGS1	1,400.00	
Diyagama East	FGS/FGS1	1,400.00	
Stockholm	FGS/FGS1	1,400.00	
Fairlawn	FGS/FGS1	1,400.00	
Stonycliff	FGS/FGS1	1,400.00	
Campion	FGS/FGS1	1,400.00	
Hingalgoda CTC	PF	1,600.00	
<b>Wathurawila</b>	<b>BM</b>	<b>1,700.00</b>	<b>@</b>
Galatara	BP	1,700.00	
Marattenne	BP	1,650.00	
<b>Nilrich</b>	<b>BP</b>	<b>1,400.00</b>	<b>@</b>
Aldora	BOP1A	1,850.00	
Chandrika Estate	BOP1A	1,800.00	
<b>Talangaha</b>	<b>BOP1A</b>	<b>1,750.00</b>	<b>@</b>
<b>Golden Garden</b>	<b>BOP1A</b>	<b>1,750.00</b>	<b>@</b>
Aldora	BOP1A	1,750.00	

# FUTURE SALES INFORMATION

## SALE NO 45 OF 15TH / 16TH NOV 2022

Page 11

EX-ESTATE	H/M-OFF GR & DUST	LEAFY/ SEMI LEAFY/ TIPPY/PREM & BOP1A
FW	John Keells PLC	John Keells PLC
AS	Asia Siyaka Commodities PLC	Lanka Commodity Brokers
JK	Mercantile Produce Brokers (Pvt) Ltd	Asia Siyaka Commodities PLC
MB	Forbes & Walker Tea Brokers (Pvt) Ltd	Eastern Brokers Ltd
<b>CTB</b>	Bartleet Produce Marketing (Pvt) Ltd	<b>Ceylon Tea Brokers PLC</b>
LC	Lanka Commodity Brokers	Bartleet Produce Marketing (Pvt) Ltd
BA	<b>Ceylon Tea Brokers PLC</b>	Forbes & Walker Tea Brokers (Pvt) Ltd
ES	Eastern Brokers Ltd	Mercantile Produce Brokers (Pvt) Ltd

**Buyers Prompt: 22.11.2022**

**Sellers Prompt: 23.11.2022**

### AWAITING SALE - CATALOGUE DETAILS

	SALE OF 15TH / 16TH NOV 2022		SALE OF 22ND / 23RD NOV 2022	
	LOTS	QTY(KGS)	LOTS	QTY(KGS)
<b>EX-ESTATE</b>	467	538,271	539	624,501.0
<b>HIGH AND MEDIUM</b>	1,173	502,694	1,333	591,415
<b>LOW GROWN (LEAFY)</b>	1,604	584,746	1,668	611,830
<b>LOW GROWN (SEMI LEAFY)</b>	1,125	460,301	1,256	526,357
<b>LOW GROWN (TIPPY)</b>	1,860	906,657	1,886	933,352
<b>OFF GRADES+BOP1A</b>	1,988	1,010,826	2,102	1,088,917
<b>DUSTS</b>	356	308,372	397	359,122
<b>PREMIUM FLOWERY</b>	311	43,804	334	53,964
<b>TOTAL</b>	<b>8,884</b>	<b>4,355,671</b>	<b>9,515</b>	<b>4,789,458</b>
<b>MAIN SALE &amp; EX ESTATE CLOSED ON</b>	<b>27TH OCTOBER 2022</b>		<b>03RD NOVEMBER 2022</b>	

#### **SALE NO.47 – 29TH / 30TH NOVEMBER 2022**

Ex-Estate catalogue and Main Sale catalogues are scheduled to be closed on the 10th November 2022.

#### **SALE NO.48 – 05TH / 06TH DECEMBER 2022**

Ex-Estate catalogue and Main Sale catalogues are scheduled to be closed on the 17th November 2022.

#### **SALE NO.49 – 13TH / 14TH DECEMBER 2022**

Ex-Estate catalogue and Main Sale catalogues are scheduled to be closed on the 24th November 2022.

## ELEVATION WISE – STATISTICS – COLOMBO AUCTION AVERAGES

Elevation	LAST WEEK (RS)	WEEK BEFORE LAST (RS)	LAST YEAR (RS)	YEAR BEFORE (RS)
	Sale- 01.11.2022	Sale- 25.10.2022	Corres 2021	Corres 2020
Uva High	1211.69	1268.70	539.17	575.50
Western High	1466.20	1528.37	643.11	642.53
CTC High	1168.99	1326.26	574.44	579.08
Total High Grown	1366.32	1429.77	610.11	621.19
Uva Medium	1177.83	1256.91	553.96	591.42
Western Medium	1094.05	1168.31	523.55	555.53
CTC Medium	1061.48	1102.32	488.57	552.17
Total Medium Grown	1124.03	1201.17	532.45	567.39
Orthodox Low	1435.46	1544.03	633.69	676.71
CTC Low	1015.61	1110.73	483.75	578.22
Total Low Grown	1408.85	1516.83	625.78	668.10
<b>TOTAL</b>	<b>1354.89</b>	<b>1440.60</b>	<b>607.56</b>	<b>642.49</b>

Elevation	LAST WEEK (\$)	WEEK BEFORE LAST (\$)	LAST YEAR (\$)	YEAR BEFORE (\$)
	Sale- 01.11.2022	Sale- 25.10.2022	Corres 2021	Corres 2020
Uva High	3.34	3.49	2.67	3.12
Western High	4.04	4.21	3.18	3.49
CTC High	3.22	3.65	2.84	3.14
Total High Grown	3.76	3.93	3.02	3.37
Uva Medium	3.24	3.46	2.74	3.21
Western Medium	3.01	3.22	2.59	3.01
CTC Medium	2.92	3.03	2.42	3.00
Total Medium Grown	3.09	3.31	2.64	3.08
Orthodox Low	3.95	4.25	3.14	3.67
CTC Low	2.80	3.06	2.40	3.14
Total Low Grown	3.88	4.17	3.10	3.63
<b>Weekly Total (USD)</b>	<b>3.73</b>	<b>3.96</b>	<b>3.01</b>	<b>3.49</b>
<b>Exchange Rate (LKR)</b>	<b>363.30</b>	<b>363.38</b>	<b>201.95</b>	<b>184.29</b>

Elevation	TODATE 2020 (RS)	TODATE 2021 (RS)	TODATE 2022 (RS)	TODATE 2020 (\$)	TODATE 2021 (\$)	TODATE 2022 (\$)
Uva High	545.17	548.13	1078.86	2.95	2.77	3.41
Western High	592.75	601.89	1083.84	3.21	3.04	3.42
CTC High	544.62	529.60	938.68	2.95	2.68	2.96
Total High Grown	577.95	585.17	1082.13	3.13	2.96	3.42
Uva Medium	583.24	565.77	1138.46	3.16	2.86	3.59
Western Medium	531.17	535.02	952.51	2.88	2.70	3.01
CTC Medium	499.99	497.71	811.64	2.71	2.51	2.56
Total Medium Grown	547.51	544.53	1012.42	2.96	2.75	3.20
Orthodox Low	684.33	653.68	1354.58	3.70	3.30	4.28
CTC Low	477.94	503.52	946.85	2.59	2.54	2.99
Total Low Grown	669.19	645.39	1326.64	3.62	3.26	4.19
<b>TOTAL</b>	<b>629.48</b>	<b>615.67</b>	<b>1223.55</b>	<b>3.41</b>	<b>3.11</b>	<b>3.86</b>
<b>Cumulative Sale Averages – 1 USD= Rs. (Monthly Weighted Average)</b>				<b>184.73</b>	<b>197.92</b>	<b>316.69</b>

(Source: MSL/ CBSL)

## WORLD TEA PRODUCTION (IN MILLION KILOS)

Country	Month	Month		To-date		Diff(+/-)
		2021	2022	2021	2022	2021 vs 2022
Sri Lanka	Sep	22.7	20.9	234.7	192.4	-42.3
Bangladesh	Sep	12.61	14.74	64.76	63.83	-0.93
North India	Sep	142.6	166.7	781.5	808.9	27.4
South India	Sep	20.6	23.3	181.9	175.8	-6.1
Malawi	Aug	2.09	1.99	38.4	35.7	-2.7
Kenya	Jul	34.7	33.8	308.8	304.2	-4.6

(Source: Africa Tea Brokers/National Brokers Ltd)

## MOMBASA TEA AUCTION OF 07TH, 08TH & 09TH NOVEMBER 2022

Good general demand at irregular levels following quality with an aspect of price adjustment for some categories. There were 205,620 packages (13,824,645.00 kilos) on offer with 29.58% unsold.

There was strong activity from Kazakhstan and other CIS states with more interest from UK. Egyptian Packers maintained useful support while Pakistan Packers, Bazaar, Yemen, other Middle Eastern countries and Afghanistan were active but at lower levels. Sudan showed good but selective interest with some enquiry from Russia. Iran were quiet while Local Packers maintained support. Somalia were active at the lower end of the market.

**BP1:** Best – Were very irregular following quality with some lines appreciating by up to USC100 while others easier by up to USC37 and select invoices lost up to USC82. Brighter – Saw reduced enquiry and were mostly easier by up to USC14 but some teas advanced by a similar margin. Mediums – KTDA mediums were steady to USC16 below previous prices while plantation mediums opened easier by up to USC26 but some teas gained up to USC48 as the sale progressed. Lower Mediums – Met less competition and were irregularly easier by up to USC28 but some invoices gained up to USC7. Plainer – Irregular ranging between firm to USC49 dearer for improved lines to easier by up to USC21.

**PF1:** Best – Were irregular varying between USC19 dearer to USC16 below last levels. Brighter – Steady to up to USC18 easier. Mediums – KTDA mediums were firm to USC7 easier with plantation mediums ranging between steady to USC12 dearer to easier by USC7. Lower Mediums – Most teas lost up to USC19 but a few lines advanced by up to USC16. Plainer – A few better liquoring invoices appreciated by up to USC18 while the remainder were easier by a similar margin.

**PDUST:** Best – Were irregular varying between firm to USC13 dearer for some lines to mostly easier by up to USC23. Brighter – Steady to USC11 below previous prices. Mediums – KTDA mediums held value but a few selected teas appreciated by USC6 to USC14; plantation mediums gained up to USC12. Lower Medium – Were irregularly dearer by up to USC18. Plainer – Irregular ranging between steady to USC20 dearer to easier by up to USC10.

**DUST1:** Best – A weak feature and heavily discounted by up to USC91. Brighter – Shed by up to USC90. Mediums – KTDA mediums were irregular at steady to USC16 above last prices to easier by up to USC11 with select teas shedding USC34 and USC42. Plantation mediums varied between firm to USC10 dearer to easier by up to USC28. Lower Medium – Firm to USC14 dearer. Plainer – Saw improved interest at steady to USC22 above previous levels but a few lines shed up to USC8.

(Courtesy - Africa Tea Brokers Limited)

## BANGLADESH AUCTION OF 07TH NOVEMBER 2022

**CTC LEAF:** 57,337 packages of Current Season teas on offer met with a fairly good demand.

**BROKENS:** A handful of well-made clean Brokens on offer met with a strong demand and were generally firm but their Mediums met with fair enquiry and tended easier whilst Plain varieties witnessed less demand and were easier with quite a lot of withdrawals. BLF teas met with only a little enquiry and withdrawals were heavy in this category.

**FANNINGS:** A small weight of good liquoring Fannings met with a strong demand and tended dearer. Other varieties mostly declined in value in line with quality. BLF teas continued to meet with less demand and were easier with heavy withdrawals.

**CTC DUST:** 13,016 packages of Current Season teas on offer met with good demand. Good liquoring Dusts met with good competition and sold well at dearer rates. Their Mediums were fully firm on last. However, Plain and BLF teas were an easier market and saw heavy withdrawals. Blenders lent strong support with fair interest from the Loose tea buyers.

**COMMENTS:** Buyers were more selective in their buying this week, generally ignoring Plain and BLF varieties. Well-made clean liquoring sorts continued to receive good support and were firm to dearer over last. Blenders were the mainstay of the market with Loose tea buyers operating selectively. Dusts were a dearer market.

(Courtesy - National Brokers Limited)

## KOLKATA AUCTION OF 09TH NOVEMBER 2022

Good demand at irregularly easier levels for Good and medium Assams sold so far. W I active . HUL some enquiry. Based on JT's ( 1st session ) Catalogue.

(Courtesy - Associated Brokers (Pvt) Ltd., Kolkata)

## GUWAHATI AUCTION OF 09TH NOVEMBER 2022

Good general demand. Good and medium Assams sold so far around last levels. Plain descriptions are irregular following quality. Based on PTM's 73 % (selling). Western India operating. Internal active. Exporters selective.

Courtesy - Associated Borkers (Pvt) Ltd., Guwahati.

## MALAWI AUCTION OF 09TH NOVEMBER 2022

There was selective demand at firm levels for the 5200 packages on offer (sale 45 and sale 46).

BP1 were 8USC down on valuation.

PF1 held firm on last where sold.

PD - Few invoices on offer attracted no interest.

D1/ PF1SC - N/A

Secondaries were firm on last where sold following quality.

(Courtesy - Tea Brokers Central Africa Limited)

## JAKARTA / COCHIN AUCTION

The above market report details were not available at the time of printing this publication.



## TEA SALE ARRANGEMENTS FOR FIRST QUARTER 2023

### JANUARY/ FEBRUARY/ MARCH

Sale No	Date of Sale	Catalogue Closing Dates		Prompt Dates		10% Payment	E-Platform Dates Levy Prompt	
		Ex-Estate	Main Sale	Buyers	Sellers		Buyers	Sellers
JANUARY - 2023								
1	Tue/Wed 03rd /04th	08/12/2022 at 4.30 p.m.		10/01/2023	11/01/2023	09/01/2023	10/01/2023	11/01/2023
2	Tue/Wed 10th /11th	15/12/2022 at 4.30 p.m.		17/01/2023	18/01/2023	13/01/2023	17/01/2023	19/01/2023
3	Tue/Wed 17th /18th	22/12/2022 at 4.30 p.m.		24/01/2023	25/01/2023	20/01/2023	24/01/2023	26/01/2023
4	Tue/Wed 24th /25th	5/1/2023 at 4.30 p.m		31/01/2023	01/02/2023	27/01/2023	31/01/2023	02/02/2023
5	Mon/Tue 30th / 31st	12/1/2023 at 4.30 p.m.		06/02/2023	07/02/2023	03/02/2023	06/02/2023	08/02/2023
FEBRUARY - 2023								
6	Tue/Wed 07th /08th	19/01/2023 at 4.30 p.m.		14/02/2023	15/02/2023	10/02/2023	14/02/2023	16/02/2023
7	Tue/Wed 14th /15th	26/01/2023 at 4.30 p.m.		21/02/2023	22/02/2023	17/02/2023	21/02/2023	23/02/2023
8	Tue/Wed 21st /22nd	2/2/2023 at 4.30 p.m.		28/02/2023	01/03/2023	24/02/2023	28/02/2023	02/03/2023
9	Tue/Wed 28th / 01st March	09/02/2023 at 4.30 p.m.		07/03/2023	08/03/2023	03/03/2023	07/03/2023	09/03/2023
MARCH - 2023								
10	Tue/Wed 07th /08th	16/02/2023 at 4.30 p.m.		14/03/2023	15/03/2023	10/3/2023	14/03/2023	16/03/2023
11	Tue/Wed 14th /15th	23/02/2023 at 4.30 p.m.		21/03/2023	22/03/2023	17/03/2023	21/03/2023	23/03/2023
12	Tue/Wed 21st /22nd	2/3/2023 at 4.30 p.m.		28/03/2023	29/03/2023	24/03/2023	28/03/2023	30/03/2023
13	Tue/Wed 28th /29th	9/3/2023 at 4.30 p.m.		04/04/2023	06/04/2023	31/03/2023	04/04/2023	10/04/2023

### HOLIDAYS FOR FIRST QUARTER 2023

<b>Friday, January 06, 2023</b>	-	Duruthu Full Moon Poya Day
<b>Sunday, January 15, 2023</b>	-	Tamil Thai Pongal Day
<b>Monday, January 16, 2023</b>	-	Additional Holiday in lieu of Tamil Thai Pongal Day falling on a Sunday
<b>Friday, February 03, 2023</b>	-	Additional Half Holiday in lieu of Independence Day falling on a Saturday
<b>Saturday, February 04, 2023</b>	-	National Day
<b>Sunday, February 05, 2023</b>	-	Nawam Full Moon Poya Day
<b>Saturday, February 18, 2023</b>	-	Mahasivarathri Day
<b>Monday, March 06, 2023</b>	-	Medin Full Moon Poya Day