



Ceylon
Tea
Brokers

MARKET SNAPSHOT

SALE NO. 41 – SALE OF 18TH / 19TH OCTOBER 2022

CEYLON TEA BROKERS PLC

Level 7, Millenium House, No.46/58, Nawam Mawatha, Colombo 2.

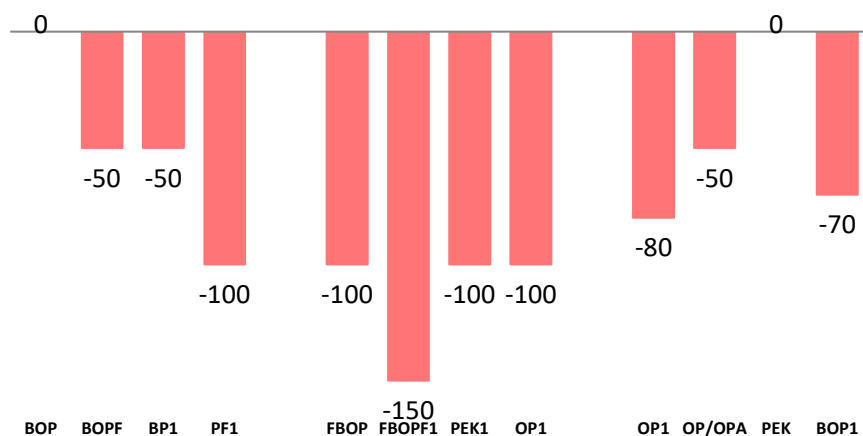
Tel:011-4607777 Fax: 011-4607788

Email : general@ceylonteabrokers.com ;

Web: www.ceylonteabrokers.com



Fair demand for Ex-Estate; Low Grown met with lower demand.



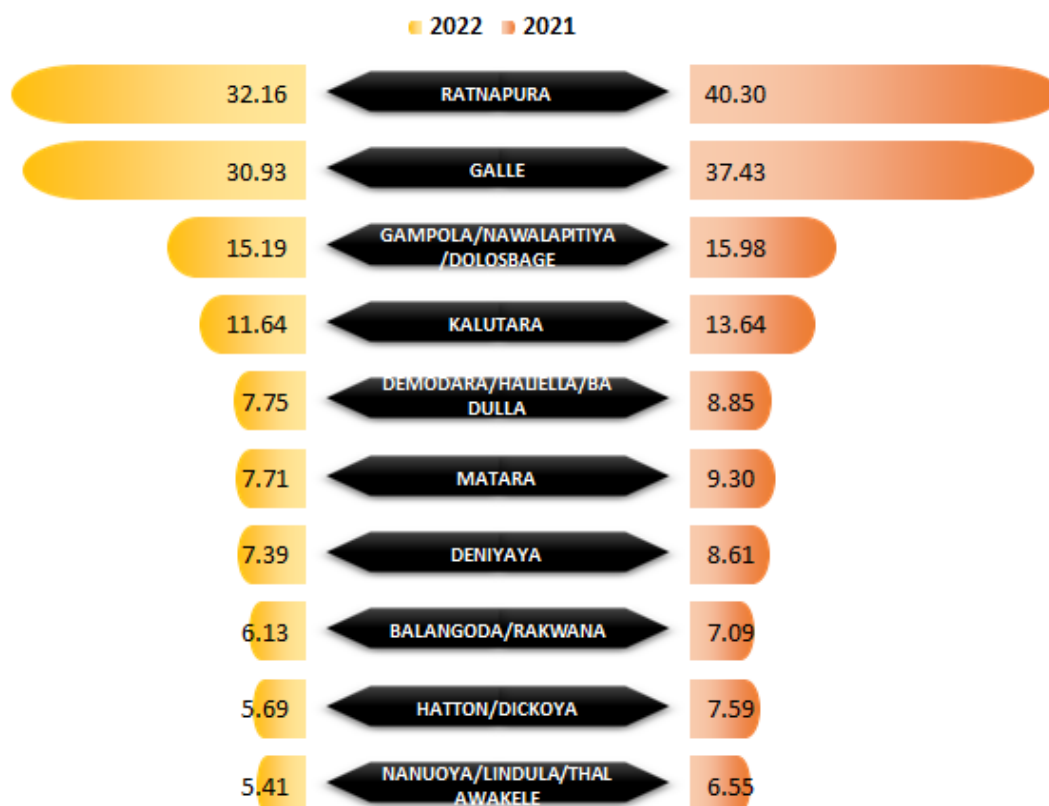
Currency - 19th Oct.
LKR/USD 360.45

October (01st Sale)
National Average
Rs. 1539.56/\$4.41

Elevation Average

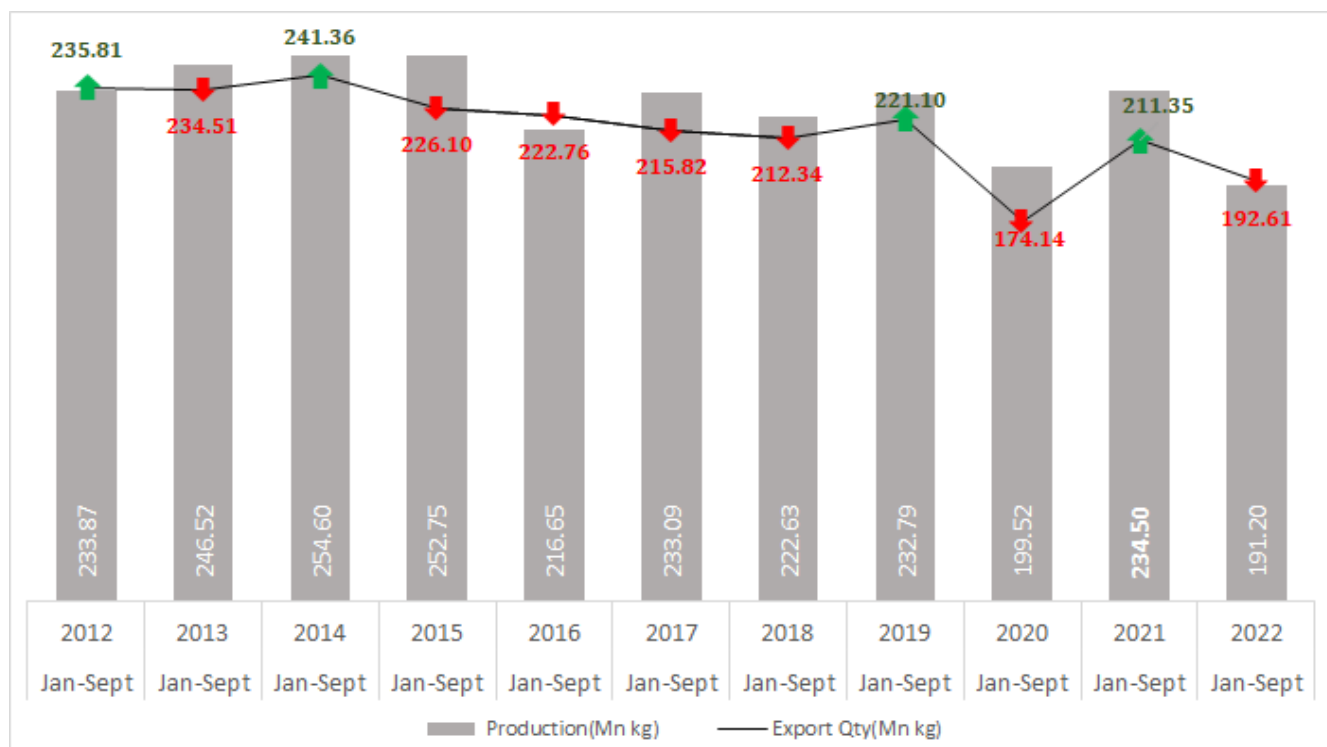
Elv	Rs	\$
High	1,526.77	4.00
Medium	1,337.66	3.69
Low	1,596.17	4.71

TOP 10 AGRO CLIMATIC DISTRICTS ON TEA SOLD QUANTITY (IN MN KG) YTD SEPTEMBER - 2022 VS 2021



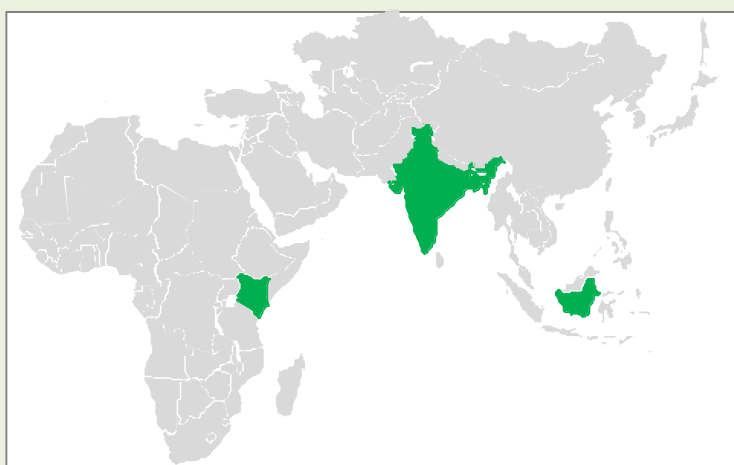
Source: S S P

YEARLY SRI LANKAN TEA PRODUCTION VS EXPORTS QUANTITY (IN MN KG) YTD SEPTEMBER - 2012-2022



Source: SLTB, SL Customs - Statistical Division/CBSL

MARKET MOVEMENT AT INTERNATIONAL AUCTION CENTERS THIS WEEK



Bangladesh



India



Kenya



Indonesia



COMMENTS

Sale	Ex-Estate		Low Grown (Leafy/Tippy)		Total	
	Qty	Demand	Qty	Demand	Qty	Demand
41	0.8 MKgs	Fair demand at easier rates	2.29 Mkgs	Lower	5.5 Mkgs	Lower

WESTERN				
	SELECT BEST	BEST	BELOW BEST	PLAINER
BOP	Firm	↑ 50/-	Firm	↓ 50/-
BOPF	Firm	Firm	Firm	↓ 50/-

	NUWARA ELIYA	UDA PUSSELLAWA	UVA
BOP	Firm	↓ 50/-	Firm
BOPF	N/A	↓ 100/-	↓ 100/-

	HIGH	MEDIUM	LOW
BP1	N/A	Irregular	↓ 100/-
PF1	↓ 200/-	↓ 100/-	Firm

HIGH & MEDIUM				
	SELECT BEST	BEST	BELOW BEST	OTHERS
BOP1	↓ 100/-	↓ 200/-	↓ 200/-	↓ 100/-
OP1	↓ 200/-	↓ 100/-	↓ 100/-	↓ 100/-
FBOP	↓ 100/-	↓ 200/-	↓ 200/-	↓ 100/-
FBOPF1	↓ 100/-	↓ 200/-	↓ 200/-	↓ 100/-
PEK	↓ 50/-	↓ 100/-	↓ 50/-	↓ 50/-
PEK1	↓ 150/-	↓ 100/-	↓ 50/-	↓ 50/-
OP/OPA	↓ 50/-	↓ 100/-	↓ 50/-	↓ 50/-

LEAFY / SEMI LEAFY				
	SELECT BEST	BEST	BELOW BEST	OTHERS
OP1	Firm	Firm	↓ 80/-	↓ 80/-
BOP1	↓ 70/-	↓ 70/-	↓ 60/-	↓ 60/-
OP/OPA	↓ 50/-			
PEK	Firm			
PEK1	Firm			

SMALL LEAF / TIPPY				
FBOP	↓ 50/-	↓ 100/-	↓ 80/-	↓ 100/-
FBOP1	↓ 200/-	↓ 100/-	↓ 150/-	↓ 100/-
FBOPF1	↓ 200/-	↓ 100/-	↓ 80/-	↓ 100/-

PREMIUM FLOWERY	
Select Best	Firm
Best	↓ 500-1000/-
Below Best	↓ 300- 600/-
Others	↓ 100- 300/-



Crude Oil
As at 12th October, 2022 – USD 91.01



Mombasa Auction
Demand: Good general demand

Sri Lanka Tea Production for the month of September 2022 amounted to 20.96 Mn/Kg, vis-à-vis 22.75 Mn/Kg in 2021. (-1.79 Mn/Kg). Cumulative crop to end September 2022 was 192.38 Mn/Kg, compared with 234.72 Mn/Kg in 2021. (-42.35 Mn/Kg)

Elevation wise analysis shows that for the month of September 2022 High Grown shows an increase of 0.53 Mn/Kgs whilst the Medium & Low Grows show a decrease of -0.15 Mn/Kg & -2.17 Mn/Kg respectively when compared to the same month last year.

CTC's recorded 1.96 Mn/Kg for the month of September 2022 vis-à-vis 1.90 Mn/Kg last year. (0.06Mn/Kg)

(Please refer page No. 15 for more details)

CURRENCY BOARD – AS AT 19TH OCTOBER 2022

	United States Dollars (USD)		European Community Euro (EUR)		United Kingdom pounds (GBP)	
	Corresponding		Corresponding		Corresponding	
	2022	2021	2022	2021	2022	2021
Sri Lankan Rupee	360.45	198.50	352.62	229.20	406.71	271.31

(Courtesy - Central Bank of Sri Lanka)

Indian Rupee	82.25	75.17	81.00	87.17	93.17	103.21
Kenyan Shilling	120.14	110.14	118.30	127.73	136.09	151.24
Bangladesh Taka	101.12	84.13	99.58	97.56	114.55	115.52
Indonesian Rupiah	15,460.30	14,102.00	15,224.00	16,353.70	17,512.90	19,363.70
Malawi Kwacha	1,012.18	805.50	996.71	934.12	1,146.56	1,106.05
Vietnam Dong	24,398.80	22,728.80	24,025.90	26,358.10	27,638.00	31,209.40

(Courtesy - Oanda Corporation)

SRI LANKA RUPEE AGAINST US DOLLAR TIME PERIOD 13/10/2022 TO 19/10/2022 (SPOT RATE)

13/10/2022	359.70	17/10/2022	360.35	19/10/2022	360.45
14/10/2022	359.82	18/10/2022	360.41		

(Courtesy - Central bank of Sri Lanka)

QUANTITY SOLD DURING THE PERIOD 10TH – 15TH OCTOBER 2022

	2022		2021	
	WEEKLY	TODATE	WEEKLY	TODATE
PRIVATE SALES	71,117.50	3,323,361.33	122,969.00	4,803,892.59
PUBLIC AUCTION	4,496,815.00	193,387,413.00	4,917,264.00	232,538,013.00
FORWARD CONTRACTS	26,860.00	1,507,170.00	48,480.00	1,743,530.00
DIRECT SALES	-	-	-	-
TOTAL	4,594,792.50	198,217,944.33	5,088,713.00	239,085,435.59
BMF EXCLUDED FROM PRIVATE SALE	73,862.00	5,143,146.00	245,291.00	8,352,795.00

TEA
TECH
TIPS



Spread fermenting dhool very loosely to allow oxygen to reach all the leaf particles. Do not compact after spreading.

CROP AND WEATHER (FOR THE PERIOD 10TH – 16TH OCTOBER 2022)





























The Western and Nuwara Eliya planting districts experienced gloomy conditions with rain. The Department of Meteorology forecasts heavy showers in both regions.

The Uva/Udapussellawa's reported overcast conditions with showers.

The Low Grown districts experienced dull conditions with rain. Heavy showers are expected in the Ruhuna and Sabaragamuwa regions.

Western and Uva/Udapussellawa's recorded a decline in crop whilst the Nuwara Eliya and Low grown districts maintained.

WEATHER FORECAST (FOR THE PERIOD 20TH – 26TH OCTOBER 2022)

	Thu (20/10)	Fri (21/10)	Sat (22/10)	Sun (23/10)	Mon (24/10)	Tue (25/10)	Wed (26/10)
	29°/25°C	29°/25°C	29°/25°C	30°/25°C	30°/26°C	31°/25°C	30°/26°C
Galle							
	29°/25°C	27°/25°C	28°/25°C	29°/25°C	28°/25°C	29°/25°C	29°/25°C
Matara							
	28°/23°C	27°/23°C	28°/23°C	28°/23°C	27°/24°C	27°/23°C	27°/23°C
Ratnapura							
	23°/18°C	22°/18°C	22°/18°C	23°/18°C	22°/19°C	23°/19°C	23°/18°C
Hatton/ Talawakelle							

ORDER OF SALE THIS WEEK

EX EST	H/M-OFF GR & DUST	LEAFY/ SEMI LEAFY/ TIPPY/PREM & BOP1A
ES	Bartleet Produce Marketing (Pvt) Ltd	Ceylon Tea Brokers PLC
MB	Lanka Commodity Brokers	Bartleet Produce Marketing (Pvt) Ltd
JK	Ceylon Tea Brokers PLC	Forbes & Walker Tea Brokers (Pvt) Ltd
BA	Eastern Brokers Ltd	Eastern Brokers Ltd
CTB	John Keells PLC	Mercantile Produce Brokers (Pvt) Ltd
LC	Asia Siyaka Commodities PLC	John Keells PLC
FW	Mercantile Produce Brokers (Pvt) Ltd	Lanka Commodity Brokers
AS	Forbes & Walker Tea Brokers (Pvt) Ltd	Asia Siyaka Commodities PLC

CATALOGUE	LOTS	QTY (KGS)
EX-ESTATE	698	805,207
HIGH AND MEDIUM	1,553	766,704
LOW GROWN (LEAFY)	1,829	707,614
LOW GROWN (SEMI LEAFY)	1,254	522,954
LOW GROWN (TIPPY)	2,078	1,057,051
OFF GRADES + BOP1A	2,218	1,188,474
DUSTS	431	393,878
PREMIUM FLOWERY	417	69,118
TOTAL	10,478	5,511,000

HIGH GROWN TEAS

BOP Best Westerns were firm to Rs.50/- per kg dearer. Below best held firm. Plainer types were Rs.50/- per kg easier. Nuwara Eliya's generally firm. Uda Pussellawa's lost Rs.50/- per kg on last. Uva's maintained.

BOPF Best westerns & below best mostly firm. Plainer types were irregular and easier. Nuwara Eliya's had hardly any offerings. Uda Pussellawa's declined by Rs.50-100/- per kg. Uva's eased by Rs.100/- per kg and at times more.

MEDIUM GROWN TEAS

BOPF Select best gained by Rs. 50/- per kg, whilst best and below best were dearer by Rs. 20/- per kg. Poorer sorts held firm.

BOP1/OP1 **BOP1:** Select best and poorer sorts declined by Rs. 100/- per kg whilst all others eased by Rs. 200/- per kg.

OP1: Select best shed by Rs. 200/- per kg, whilst all others declined by Rs. 100/- per kg.

OP/OPA In general, declined by Rs. 50-100/- per kg.

PEKOE/PEKOE1 Select best, best dearer by Rs. 50/- per kg whilst all others were firm.

FBOP/FBOPF1 Select best and best lower by Rs.150/- per kg whilst all others eased by Rs.100/- per kg.

CTC

HIGH GROWN **BP1** – Hardly any offerings.

PF1 – Eased by Rs. 200/- per kg.

MEDIUM GROWN **BP1** – Irregular

PF1 – Lower by Rs.100/- per kg and at times more.

LOW GROWN **BP1** – Declined by Rs.100/- per kg.

PF1 – Firm.

QUOTATIONS-HIGH GROWNS	BOP		BOPF	
BEST WESTERNS	1750	1850	1700	1800
BELOW BEST WESTERNS	1600	1700	1600	1650
PLAINER WESTERNS	1460	1550	1460	1550
NUWARA ELIYAS	1420	1600	N/A	
UDAPUSSELLAWAS	1500	1650	1460	1650
BEST UVAS	1550	1750	1500	1650
OTHER UVAS	1320	1500	1260	1440
GOOD MEDIUMS	2150	2450	N/A	
POOR MEDIUMS	1000	1500	1000	1500
QUOTATIONS – UNORTHODOX				
(CTC) CTC (High & Medium)	1320		880	1550
CTC (Low)	820	900	1100	1900

LOW GROWN

BOP1	Better types maintained. Others and poorer sorts were firm to lower.
OP1	Select best were marginally lower whilst best and below best declined. Poorer sorts maintained.
OP	Well-made varieties were firm, whilst best and below best were barely steady. Poorer sorts maintained.
OPA	Select best together with best OPAs firm to marginally dearer whilst below best and poorer types were fully firm.
PEKOE/PEKOE1	Select best teas together with full range of bold PEKs were marginally lower. Cleaner below best and the rest maintained.
FBOP/FBOP1	Select best, best and below best were easier, whilst others held a lower market.
BOP	All types were lower.
BOPF	In general, easier market.
FBOPF/FBOPF1	Select best and best had a sharp decline, whilst the below best and bottom eased.

QUOTATIONS	SELECT BEST	BEST	BELOW BEST	OTHER
BOP1	2750-3150	2000-2700	1500-2000	800-1200
OP1	2600-3100	2000-2600	1500-1800	600-1200
OP	2000-2500	1500-1800	1300-1500	600-1100
OPA	1800-2300	1500-1800	1300-1500	600-1100
PEKOE	1800-2500	1600-1800	1400-1600	600-1200
PEKOE1	2000-2650	1600-2000	1400-1600	600-1200
FBOP1	2000-2650	1600-1900	1000-1500	Below 980
FBOP	2400-2900	1800-2300	1200-1700	Below 1100
BOP	2100-2750	1600-2000	980-1500	Below 970
BOPF	2300-2800	1500-2200	960-1400	Below 950
FBOPF1	2100-2700	1500-2000	1000-1400	Below 980
FBOPF	2300-2600	1900-2200	1300-1800	Below 1200
FFSP/FFEXSP/FFEXSP1	7500-10000	5500-7000	4200-5400	Below 4400

OFF GRADES

- FGS/FGS1** High grown varieties maintained. Medium and low grown were firm to marginally easier. CTCs were lower by Rs. 20-40 /- per kg
- BM/BP** **BM** – Best, Below best and Bottom eased by Rs. 20-40/- per kg and more towards the closure.
BP – Advanced by Rs. 20 -40 /- per kg.
- BOP1A** Select best & best varieties maintained. Below best varieties were firm to lower by Rs.20-30/-, whilst teas at the lower end shed by Rs. 20-30/- per kg.

	HIGH		MEDIUM		LOW	
BETTER FNGS	1000	1550	900	1200	1040	1380
OTHER FNGS	600	940	470	870	490	960
P.FGS (CTC)	N/A		730	820	500	1700
BP	550	1440	420	1900	400	1950
BM	550	890	590	960	500	1850
BOP1A	670	980	600	1400	550	1750

DUST

- DUST1** Best high grown and below best were lower by Rs. 50-80/- per kg. CTC's were Irregularly lower. Best and below best Low grown lost by Rs. 20-50 per kg.
- DUST** Clean secondaries were firm to dearer by Rs. 50-60/- per kg and more. Low grown were firm.

	HIGH		MEDIUM		LOW	
PRIMARY DUSTS	1000	1700	820	1500	820	1440
SECONDARY DUSTS	840	900	680	800	620	800
PDUST (CTC)	1000	1480	920	1500	1100	1750

TOP PRICES - SALE NO. 41 OF 18TH / 19TH OCTOBER 2022

WESTERN MEDIUM			
Kenilworth	BOP	2,400.00	
Nayapane	BOPSp	2,450.00	
Doombagastalawa	BOPF/BOPFSp	2,300.00	
Dartry Valley	BOP1	2,350.00	
New Rothschild	BOP1	2,250.00	@
Ingurugala	BOP1	2,250.00	
Kenilworth	BOP1	2,250.00	
Doombagastalawa	FBOP/FBOP1	2,900.00	
Dartry Valley	FBOPF/FBOPF1	2,450.00	
Hatale	OP/OPA	1,700.00	
New Rothschild	OP1	2,150.00	@
Hatale	PEK/PEK1	2,250.00	
Uplands	PEK/PEK1	2,250.00	

WESTERN HIGH			
Great Western	BOP	1,850.00	
Bambrakelly	BOPSp	2,150.00	
Wattegodde	BOPF/BOPFSp	1,800.00	
Great Western	BOPF/BOPFSp	1,800.00	
Tillyrie	BOPF/BOPFSp	1,800.00	
Inverness	BOP1	2,600.00	
Bogahawatte	FBOP/FBOP1	2,350.00	
Weddemulla	FBOPF/FBOPF1	2,200.00	@
St Andrews	FBOPF/FBOPF1	2,200.00	
St Andrews	OP/OPA	1,650.00	
Venture	OP1	1,950.00	
Torrington	PEK/PEK1	1,900.00	
Inverness	PEK/PEK1	1,900.00	

NUWARA ELIYA			
Mahagastotte	BOP	1,600.00	
Court Lodge	BOP	1,600.00	
Court Lodge	BOPF/BOPFSp	1,380.00	
Kenmare	FBOP/FBOP1	2,250.00	
Court Lodge	PEK/PEK1	1,600.00	

UDA PUSSELLAWAS			
Kirklees	BOP	1,650.00	
Mooloya	BOP	1,650.00	
Delmar	BOPSp	1,850.00	
Luckyland	BOPF/BOPFSp	1,650.00	
Alma	BOP1	2,200.00	@
Alma	FBOP/FBOP1	2,150.00	@
Alma	FBOPF/FBOPF1	2,150.00	@
Gampaha	FBOPF/FBOPF1	2,150.00	
Alma	OP	1,600.00	@
Alma	OPA	1,420.00	@
Alma	OP1	1,900.00	@
Alma	PEK/PEK1	2,000.00	@

UVA MEDIUM			
Dickwella	BOP	2,250.00	
Sarnia Plaiderie	BOPSp	2,350.00	
Dickwella	BOPF/BOPFSp	2,150.00	
Maratenne	BOP1	2,250.00	
Ury	FBOP/FBOP1	2,400.00	@
Halpewatte Uva	FBOPF/FBOPF1	2,400.00	
Uva Samovar	OP/OPA	1,600.00	@
Aruna Passara	OP/OPA	1,600.00	
Gonakelle	OP/OPA	1,600.00	
Sarnia Plaiderie	OP/OPA	1,600.00	
Halpewatte Uva	OP/OPA	1,600.00	
Maratenne	OP/OPA	1,600.00	
Wewesse	OP/OPA	1,600.00	
Dickwella	OP1	2,050.00	
Aruna Passara	PEK/PEK1	2,100.00	

UVA HIGH			
Aislaby	BOP	2,200.00	
Mount Uva	BOP	2,000.00	@
Ranaya	BOPSp	2,250.00	@
Uva Highlands	BOPF/BOPFSp	2,100.00	
Uva Highlands	BOP1	2,200.00	
Aislaby	FBOP/FBOP1	2,500.00	
Ranaya	FBOP/FBOP1	2,250.00	@
Glenanore	FBOP/FBOP1	2,250.00	
Ranaya	FBOPF/FBOPF1	2,300.00	@
Ranaya	OP/OPA	1,550.00	@
Glenanore	OP/OPA	1,550.00	
Gonamotawa	OP/OPA	1,550.00	
Ellathota Uva	OP/OPA	1,550.00	
Spring Valley	OP/OPA	1,550.00	
Oodoowerre	OP/OPA	1,550.00	
Glenanore	OP1	2,050.00	
Ranaya	PEK/PEK1	2,200.00	@

UNORTHODOX HIGH			
Dunsinane CTC	PF1	1,550.00	

UNORTHODOX MEDIUM			
New Peacock CTC	PF1	1,550.00	
Rothschild CTC	PF1	1,400.00	@
Delta CTC	PF1	1,400.00	
Delta CTC	BP1	1,320.00	
Donside CTC	BPS	890.00	

UNORTHODOX LOW			
New Galbode CTC Super	PF1	1,900.00	
Ceciliyan CTC	BP1	900.00	
Suduwelipothahena CTC	BP1	900.00	
Ross Feld CTC	BPS	920.00	

TOP PRICES - SALE NO. 41 OF 18TH / 19TH OCTOBER 2022

LOW GROWN			
Hidellana	BOP1	3,150.00	
Pothotuwa	OP1	3,100.00	
Mulatiyana Hills	OP1	3,050.00	@
Lumbini	OP1	3,050.00	
Karagoda	OP1	3,050.00	
Sithaka	OP1	3,050.00	
Golden Garden	OP1	3,000.00	@
Matuwagalla Super	OP1	3,000.00	@
Sihara	OP1	3,000.00	@
New Vithanakande	OP1	3,000.00	
Lakvinka	OP1	3,000.00	
Green Lanka	OP1	3,000.00	
Rotumba	OP1	3,000.00	
Galatara	OP1	3,000.00	
Makandura	OP	2,500.00	
Mulatiyana Hills	OP	2,200.00	@
Lickra	OP	2,150.00	@
Dampahala	OP	2,150.00	
Green Lanka	OPA	2,300.00	
A C U Super	OPA	2,250.00	@
Liyonta	OPA	2,250.00	
Himara	OPA	2,150.00	@
Lumbini	OPA	2,150.00	
Lumbini	PEK	2,500.00	@
Liyonta	PEK	2,500.00	
Pothotuwa	PEK1	2,650.00	
Pothotuwa	BOP	2,750.00	
Wathurawila	BOP	2,500.00	@
Ceciliyan	BOP	2,500.00	
Sithaka	BOP	2,500.00	
Suduwelipothahena Super	BOP	2,450.00	@
Brombil	BOP	2,450.00	@
Kamarangapitiya	BOP	2,450.00	
New Panilkanda	BOP	2,450.00	
Ceciliyan	BOPSp	2,700.00	
Cee Tee Hills	BOPSp	2,400.00	
Stream Line	BOPSp	2,400.00	
Suduwelipothahena Super	BOPSp	2,300.00	@
Sithaka	BOPF	2,800.00	
Ceciliyan	BOPF	2,750.00	
Brombil	BOPF	2,250.00	@
Wathurawila	BOPFSp	2,400.00	@
Kiruwanaganga	BOPFSp	2,400.00	
Mahaliyadda	BOPFSp	2,400.00	
Stream Line	BOPFSp	2,400.00	
New Rekadahena	BOPFSp	2,350.00	
Suduwelipothahena Super	BOPFSp	2,300.00	@
Thundola Ella	BOPFSp	2,300.00	@
Brombil	BOPFSp	2,300.00	

CONT....			
Pothotuwa	FBOP	2,900.00	
Sithaka	FBOP	2,850.00	
Adams View	FBOP	2,850.00	
Wathurawila	FBOP	2,800.00	@
Kelani	FBOP	2,800.00	
Sunrise	FBOP	2,800.00	
Suduwelipothahena Super	FBOP1	2,650.00	@
Gunawardana	FBOPF	2,600.00	
Ceyenta	FBOPF	2,550.00	
Himara	FBOPF	2,500.00	@
Allen Valley	FBOPF1	2,700.00	
Co-Op Tea	FBOPF1	2,600.00	@
Stream Line	FBOPF1	2,600.00	
Mulatiyana Hills	FBOPF1	2,550.00	@
Gunawardana	FBOPF1	2,550.00	
DUSTS			
Ceciliyan CTC	DUST1	1,850.00	
Ceciliyan CTC	PD	1,750.00	
PREMIUM FLOWERY			
Alhewana Super	FBOPFSp	10,000.00	
Co-op Tea	FBOPFSp	8,500.00	@
Mulatiyana Hills	FBOPFSp	8,200.00	@
Rajjuruwatta Super	FBOPFSp	6,600.00	@
Yalta	FBOPFExSp	8,000.00	@
Sachitha	FBOPFExSp1	5,000.00	
Matuwagalla Super	FBOPFExSp1	4,850.00	@
OFF GRADES			
Somerset	FGS/FGS1	1,550.00	
Hingalgoda CTC	PF	1,700.00	
Gunawardana	BM	1,850.00	
Wathurawila	BM	1,800.00	@
Hidellana	BP	1,950.00	
Endane Special	BOP1A	1,850.00	

FUTURE SALES INFORMATION

SALE NO 42 OF 25TH / 26TH OCTOBER 2022

EX-ESTATE	H/M-OFF GR & DUST	LEAFY/ SEMI LEAFY/ TIPPY/PREM & BOP1A
MB	Lanka Commodity Brokers	Bartleet Produce Marketing (Pvt) Ltd
JK	Ceylon Tea Brokers PLC	Forbes & Walker Tea Brokers (Pvt) Ltd
BA	Eastern Brokers Ltd	Mercantile Produce Brokers (Pvt) Ltd
CTB	John Keells PLC	John Keells PLC
LC	Asia Siyaka Commodities PLC	Eastern Brokers Ltd
FW	Mercantile Produce Brokers (Pvt) Ltd	Lanka Commodity Brokers
AS	Forbes & Walker Tea Brokers (Pvt) Ltd	Asia Siyaka Commodities PLC
ES	Bartleet Produce Marketing (Pvt) Ltd	Ceylon Tea Brokers PLC

Buyers Prompt: 01.11.2022

Sellers Prompt: 02.11.2022

AWAITING SALE - CATALOGUE DETAILS

	SALE OF 25TH / 26TH OCT 2022		SALE OF 01ST / 02ND NOV 2022	
	LOTS	QTY(KGS)	LOTS	QTY(KGS)
EX-ESTATE	683	778,180	649	756,857
HIGH AND MEDIUM	1,604	761,299	1,449	691,863
LOW GROWN (LEAFY)	1,783	685,323	1,781	681,645
LOW GROWN (SEMI LEAFY)	1,285	535,048	1,243	518,777
LOW GROWN (TIPPY)	2,046	1,030,177	1,977	999,048
OFF GRADES+BOP1A	2,061	1,088,152	2,336	1,221,123
DUSTS	446	415,090	455	416,756
PREMIUM FLOWERY	404	61,633	363	57,553
TOTAL	10,312	5,354,902	10,253	5,343,622
MAIN SALE & EX ESTATE CLOSED ON	06TH OCTOBER 2022		13TH OCTOBER 2022	

SALE NO.44 – 08TH / 09TH NOVEMBER 2022

Ex-Estate catalogue and Main Sale catalogues are scheduled to be closed on the 20th October 2022.

SALE NO.45 – 15TH / 16TH NOVEMBER 2022

Ex-Estate catalogue and Main Sale catalogues are scheduled to be closed on the 27th October 2022.

SALE NO.46 – 22ND / 23RD NOVEMBER 2022

Ex-Estate catalogue and Main Sale catalogues are scheduled to be closed on the 03rd November 2022.

ELEVATION WISE – STATISTICS – COLOMBO AUCTION AVERAGES

Elevation	LAST WEEK (RS)	WEEK BEFORE LAST (RS)	LAST YEAR (RS)	YEAR BEFORE (RS)
	Sale- 12.10.2022	Sale- 05.10.2022	Corres 2021	Corres 2020
Uva High	1438.56	1476.58	541.05	560.47
Western High	1554.11	1581.01	628.87	635.25
CTC High	1323.06	1463.01	566.53	560.03
Total High Grown	1512.06	1541.51	598.76	610.29
Uva Medium	1427.93	1502.59	552.29	593.09
Western Medium	1270.56	1275.69	507.48	560.26
CTC Medium	1100.11	1126.26	483.06	534.00
Total Medium Grown	1325.12	1354.78	523.19	569.42
Orthodox Low	1623.42	1669.61	646.78	686.40
CTC Low	1015.22	1158.51	475.38	507.09
Total Low Grown	1574.74	1631.93	637.46	674.30
TOTAL	1519.72	1571.21	609.92	645.07

Elevation	LAST WEEK (\$)	WEEK BEFORE LAST (\$)	LAST YEAR (\$)	YEAR BEFORE (\$)
	Sale- 12.10.2022	Sale- 05.10.2022	Corres 2021	Corres 2020
Uva High	3.96	4.07	2.67	3.04
Western High	4.28	4.36	3.11	3.45
CTC High	3.65	4.03	2.80	3.04
Total High Grown	4.17	4.25	2.96	3.31
Uva Medium	3.93	4.14	2.73	3.22
Western Medium	3.50	3.52	2.51	3.04
CTC Medium	3.03	3.10	2.39	2.90
Total Medium Grown	3.65	3.73	2.58	3.09
Orthodox Low	4.47	4.60	3.20	3.73
CTC Low	2.80	3.19	2.35	2.75
Total Low Grown	4.34	4.50	3.15	3.66
Weekly Total (USD)	4.19	4.33	3.01	3.50
Exchange Rate (LKR)	362.90	362.90	202.40	184.19

Elevation	TODATE 2020 (RS)	TODATE 2021 (RS)	TODATE 2022 (RS)	TODATE 2020 (\$)	TODATE 2021 (\$)	TODATE 2022 (\$)
Uva High	542.73	548.12	1062.96	2.94	2.78	3.40
Western High	589.74	599.74	1054.71	3.19	3.04	3.37
CTC High	541.92	530.67	919.82	2.93	2.69	2.94
Total High Grown	575.21	583.73	1057.52	3.11	2.96	3.38
Uva Medium	582.31	566.10	1128.64	3.15	2.87	3.61
Western Medium	529.07	535.51	938.77	2.86	2.71	3.00
CTC Medium	496.59	498.34	791.86	2.69	2.52	2.53
Total Medium Grown	545.74	544.98	999.39	2.95	2.76	3.19
Orthodox Low	683.85	653.99	1343.14	3.70	3.31	4.29
CTC Low	472.18	504.57	938.22	2.56	2.55	3.00
Total Low Grown	668.23	645.79	1315.32	3.62	3.27	4.20
TOTAL	627.88	615.56	1209.40	3.40	3.12	3.87

Cumulative Sale Averages – 1 USD= Rs. (Monthly Weighted Average) 184.71 197.51 312.91

(Source: MSL/ CBSL)

WORLD TEA PRODUCTION (IN MILLION KILOS)

Country	Month	Month		To-date		Diff(+/-)
		2021	2022	2021	2022	2021 vs 2022
Sri Lanka	Sep	22.7	20.9	234.7	192.4	-42.3
Bangladesh	Aug	14.39	10.76	52.15	49.09	-3.06
North India	Aug	155	166.4	638.9	642.1	3.2
South India	Aug	16.6	14.3	161.3	152.5	-8.8
Malawi	Jul	1.8	1.3	36.3	33.7	-2.6
Kenya	Jun	43.5	43.3	274.1	270.4	-3.7

(Source: Africa Tea Brokers/National Brokers Ltd)

MOMBASA TEA AUCTION OF 17TH, 18TH & 19TH OCTOBER 2022

There was good general demand for the 184,020 packages (12,350,806.00 kilos) in the market with 24.88% remaining unsold.

There was improved activity from Pakistan Packers and Afghanistan while Yemen and other Middle Eastern countries lent strong support. Kazakhstan and other CIS states were active but selective on quality with more interest from Russia and Egyptian Packers while Bazaar maintained enquiry. Sudan and UK were active but selective while Iran reduced interest. Local Packers were mostly outbid. Somalia were less active at the lower end of the market.

BP1: Best – Were irregular ranging between firm to USC20 dearer to easier by up to USC14. Brighter – Varied between mostly steady to USC10 above previous levels to easier by up to USC24. Mediums – KTDA mediums ranged between USC12 dearer to easier by similar levels while plantation mediums were adjusted downwards by up to USC40. Lower Mediums – Irregular interest with more teas easier by up to USC22 but some lines were firm to USC20 above last rates. Plainer – Varied between firm to USC9 dearer to easier by up to USC15.

PF1: Best – Steady to USC12 dearer but a few teas eased by a similar margin. Brighter – Saw enquiry at firm to USC13 above previous prices. Mediums – Most KTDA mediums were steady to dearer by USC7 with plantation mediums firm to USC5 above last levels. Lower Mediums – Ranged between firm to USC22 dearer to easier by up to USC24. Plainer – Advanced by up to USC14 but a few teas shed up to USC6.

PDUST: Best – Advanced by up to USC15. Brighter – Were firm to USC18 above previous levels. Mediums – KTDA mediums were steady but selected lines gained USC14 with plantation mediums firm to USC10 dearer. Lower Medium – Were firm to USC34 above last prices. Plainer – Met improved but irregular competition at mostly steady to USC12 dearer with some lines easier by a similar margin.

DUST1: Best – Well competed for and gained up to USC60. Brighter – Met strong enquiry and advanced by up to USC52. Mediums – KTDA mediums were firm to USC6 dearer with select invoices appreciating by up to USC20 while plantation mediums varied between steady to USC8 dearer to easier by USC5. Lower Medium – Were irregularly dearer by up to USC18. Plainer – Most invoices were firm to USC7 dearer but some lines shed up to USC12.

SECONDARY GRADES (S1) - In the Secondary Catalogues, best BPs were steady while others gained with PFs firm to irregularly dearer. Clean well sorted coloury Fannings appreciated with similar DUSTs steady. Other Fannings held value with DUSTs irregularly absorbed at firm to dearer rates. BMFs were well absorbed at mostly easier levels.

(Courtesy - Africa Tea Brokers Limited)

BANGLADESH AUCTION OF 17TH OCTOBER 2022

CTC LEAF: 53,475 packages of Current Season teas on offer met with a good demand.

BROKENS: A small weight of well-made teas met with quite a strong demand and were generally firm. Medium varieties met with quite a good demand but were a little easier often by Tk.3/- to Tk.5/-. Plainer sorts met with fair demand at easier rates often declining by Tk.4/- to Tk.6/- with some withdrawals. BLFs once again were selective, but prices held on last levels. There were some withdrawals.

FANNINGS: A few best liquoring Fannings met with a stronger demand and tended dearer whilst Good and Mediums met with a fairly good demand but were easier by Tk.3/- to Tk.5/- with a few withdrawals. Plain types were discounted further and there were several withdrawals in this category. BLFs once again were selective, but prices held on last levels. There were some withdrawals.

CTC DUST: 12,017 packages of Current Season teas on offer met with a fairly good demand. Good liquoring Dusts sold well by Tk.2/- to Tk.5/- higher than last levels. Mediums met with fair demand easing by Tk.8/- to Tk.10/- over last. Once again Plain and BLF Dusts witnessed a decline in price levels with some withdrawals. Blenders were active with fair interest from the Loose tea buyers.

COMMENTS: Offerings were fairly heavy and owing to less competition, prices declined a little. However, a few bright liquoring types witnessed fair competition and were slightly dearer. Blenders were the mainstay of the market with limited support from the Loose tea buyers. Good liquoring Dusts continued to meet with more competition

(Courtesy - National Brokers Limited)

KOLKATA AUCTION OF 18TH & 19TH OCTOBER 2022

Good demand at barely steady to irregularly easier levels for teas seen so far. W I operating. Exporters some enquiry. HUL operating ,TCPL some enquiry, Local operating. Based on CB & JT' (1st session) Catalogue.

(Courtesy - Associated Brokers Pvt. Ltd., Kolkata)

GUWAHATI AUCTION OF 19TH OCTOBER 2022

Good demand. Good and best Assams are firm to dearer with competition. Remaining teas are steady around last levels. Based on ATB's 86% sell. HUL/Western India operating actively. TCPL/Exporters operating. Remaining internal segments also operating.

(Courtesy - Associated Brokers (Pvt) Ltd., Guwahati)

MALAWI AUCTION OF 19TH OCTOBER 2022

There was less selective demand following quality for the small quantity of 2120 packages on offer.

BP1 - Few available taken out with no bid.

PF1 were firm on last where sold.

PD sold at 10 USC below valuation where sold.

D1 - N/A.

PF1SC - N/A

Secondaries were firm to easier.

(Courtesy - Tea Brokers Central Africa Limited)

TEA PRODUCTION STATISTICS - SEPTEMBER 2022

We give below production figures for the month of September 2022, together with the corresponding figures of 2021 (Kgs)

	2022		2021		DIFFERENT FROM LAST YEAR +/-	
	SEPTEMBER	TODATE	SEPTEMBER	TODATE	MONTH	CUMULATIVE
ORTHODOX						
High Grown	4,216,193.00	39,083,220.00	3,716,583.00	46,185,645.00	499,610.00	-7,102,425.00
Medium Grown	2,850,880.00	25,560,741.00	2,946,375.00	32,587,986.00	-95,495.00	-7,027,245.00
Low Grown	11,767,620.00	109,343,394.00	13,952,720.00	133,888,442.00	-2,185,100.00	-24,545,048.00
Total	18,834,693.00	173,987,355.00	20,615,678.00	212,662,073.00	-1,780,985.00	-38,674,718.00

CTC

High Grown	435,794.00	3,960,903.00	362,283.00	4,490,690.00	73,511.00	-529,787.00
Medium Grown	579,635.00	4,889,894.00	614,055.00	6,983,205.00	-34,420.00	-2,093,311.00
Low Grown	940,775.00	8,269,844.00	918,765.00	8,599,886.00	22,010.00	-330,042.00
Total	1,956,204.00	17,120,641.00	1,895,103.00	20,073,781.00	61,101.00	-2,953,140.00

TOTAL BLACK TEA PRODUCTION

High Grown	4,651,987.00	43,044,123.00	4,078,866.00	50,676,335.00	573,121.00	-7,632,212.00
Medium Grown	3,430,515.00	30,450,635.00	3,560,430.00	39,571,191.00	-129,915.00	-9,120,556.00
Low Grown	12,708,395.00	117,613,238.00	14,871,485.00	142,488,328.00	-2,163,090.00	-24,875,090.00
Total	20,790,897.00	191,107,996.00	22,510,781.00	232,735,854.00	-1,719,884.00	-41,627,858.00

GREEN TEA

High Grown	81,886.00	636,483.00	125,078.00	1,055,918.00	-43,192.00	-419,435.00
Medium Grown	90,553.00	629,724.00	111,266.00	885,481.00	-20,713.00	-255,757.00
Low Grown	0.00	2,210.00	4,249.00	45,797.00	-4,249.00	-43,587.00
Total	172,439.00	1,268,417.00	240,593.00	1,987,196.00	-68,154.00	-718,779.00

TOTAL TEA PRODUCTION

High Grown	4,733,873.00	43,680,606.00	4,203,944.00	51,732,253.00	529,929.00	-8,051,647.00
Medium Grown	3,521,068.00	31,080,359.00	3,671,696.00	40,456,672.00	-150,628.00	-9,376,313.00
Low Grown	12,708,395.00	117,615,448.00	14,875,734.00	142,534,125.00	-2,167,339.00	-24,918,677.00
Total	20,963,336.00	192,376,413.00	22,751,374.00	234,723,050.00	-1,788,038.00	-42,346,637.00

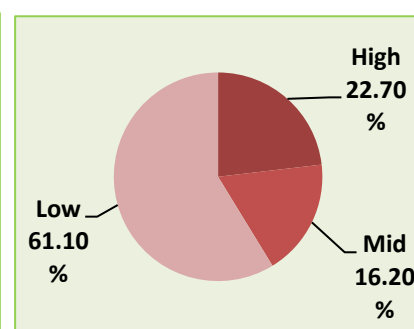
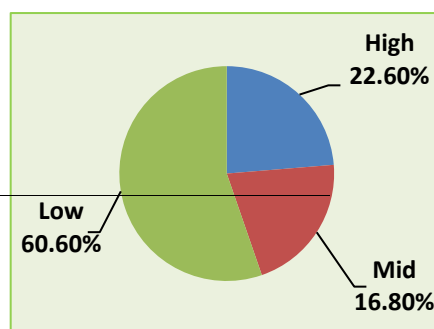
ANALYSIS OF TEA PRODUCTION

%	Month	Cumulative
High Grown	22.60	22.70
Medium Grown	16.80	16.20
Low Grown	60.60	61.10
Total	100.00	100.00

MONTH

ELEVATION BREAKDOWN

CUMULATIVE



CTC PRODUCTION AS A PERCENTAGE OF BLACK TEA PRODUCTION

Month	9.4
Cumulative	9.0